

POOL TECHNOLOGY

EXPORT CATALOGUE

2024/2025



GEMAS was established on 23.09.1993 by the initiative of Mr. İBRAHİM ÜSTÜNES who is currently the general manager of the company. In our region, GEMAS is a leader manufacturing company; having 1500 m² office, 20000 m² indoor production facility + warehouse and over 400 employees. The company has a continuous tendency of growth by means of the deep experience of engineering and manufacturing in the swimming pool sector.

GEMAS has a very wide range of products, manufactured under ISO 9001-2000 quality management system approved by TUV Sud; namely:

Roto-Molded, Injected and Blow Molded Thermoplastic, Bobbin Wound and FRP Sand Filters, Multiport Valves, Self-priming Pumps, Skimmers, Underwater Lights, Transformers, Inlets, Main Drains, Ladders, Diving Boards, Overflow Gratings, Automatic pH and Redox Controllers, Salt Chlorinators, Cleaners and Cleaning Accessories, UPVC Fittings and Valves, Olympic Pool Accessories, Heaters and Fountain Nozzles.

GEMAS Group has structured GEMPAS Pazarlama Lojistik A.S. company, based in Izmir, appointed to run all sales, marketing and distribution activities of the group national and international. GEMPAS operates with 3000 sqm central warehouse in ITOB, same industrial zone with GEMAS factory, 3 sales shops around Turkey and 2 international subsidiaries Bulgaria and Dubai.

Group also includes another production company STAR Water Technology. Star is dedicated to produce high quality PVC pressure fittings and valves with FITVALF brand.

GEMAS Group with its production and distribution companies; are ready to provide high quality swimming pool products with competitive prices and very high customer satisfaction.



POOL PARTS

01	Pumps	12
02	Sand Filters	31
03	Poolside Equipment	77
04	In-Pool Materials	99
05	Electrical Equipment	118
06	Disinfection Systems	166
07	Pool Chemicals	192
08	Test Kits	201
09	Cleaning Equipment	206
10	Heating Equipment	227
11	Water Attractions	239
12	Winter Pool Covers	256
13	Valves, Unions and Fittings	260
14	Olympic Pool Accessories	279
15	Spa Equipment & Steam Room	294 300
16	Fountain Nozzles & Submersible Pumps	310 336
17	Concrete and Liner Pools & Pool Building Materials	349

WE HAVE EXPANDED OUR IZMIR FACTORY!...

We are at your service with our new sales organization...

We have optimised our production by increasing capacity at our Izmir Factory with 20000 m² production area and 1500 m² office area on 15 acres of land.

Our factory is located in ITOB Organized Industrial Zone between Menderes and Torbalı in İzmir. Our new sales organization "GEMPAS PAZARLAMA" started its operations in Izmir ITOB with a 3000 m² main warehouse.

All our domestic branches and international subsidiaries operate within the new sales organization with a total of 3500 m² closed warehouse space.



Production Video



Istanbul Head Office





Izmir Factory



Gempas Pazarlama - Izmir Center



Istanbul Warehouse



Bodrum Branch Office



Antalya Branch Office



Gemas MEA, Dubai





/GemasPoolTechnology



/GemasGenel



/GemasHavuz



/Gemas_Havuz



/Gemas-Pool-Technology

GEMPAS PAZARLAMA LOJISTIK TICARET A.S. BANK ACCOUNT

- **HALKBANK IBAN No:**

TR29 0001 2009 7290 0058 0001 94 (€)

TR21 0001 2009 7290 0053 0001 82 (\$)

SWIFT CODE: TRHBTR2AXXX

- **GARANTI BANK IBAN No:**

TR73 0006 2000 4480 0009 0719 05 (€)

TR03 0006 2000 4480 0009 0719 04 (\$)

SWIFT CODE: TGBATRISXXX

New Products

PROPHET
PHOTO
PHOTO
PHOTO



GEMAS "Seljuk" BL

High Rate Sand Filter
• Ø900 mm w/2" Multiport Valve

31



GEMAS "Monocon L-LH"

48

Pool Sand Filters • Ø500 • Ø630 • Ø710 mm
(Ø500 & Ø710 mm in 2025)



3" Multiport Valve (in 2025)

72



Automatic Multiport Valve

73

1½" & 2" in 2025
w/Optional Wifi Control



Disabled Lift Rechargeable

90

Twister

123

U/W LED Light





Analogue Control Digital pH Control Digital ORP Control

Dosing Pumps (in 2025) 167
GEMAS Selenoid Dosing Pumps



GEMAS Calcex Cell 197



GEMAS "Heavy-Duty Flex" Pool Cleaners 219
w/or w/o Brush



GEMAS Heatrone 233-234

Heatrone PRO - Heatrone PRO - Ti / 316
Heatrone - Heatrone - Ti / 316



GEMAS Heatrone MINI 233-234

Heatrone MINI PRO - Heatrone MINI PRO Ti / 316
Heatrone MINI - Heatrone MINI Ti / 316



Ball Valves

260

d.25 - d.32 - d.40 UPVC Ball Valves



Ø50 mm



Ø63 mm

UPVC Automatic Ball w/Actuator Valves

261

Ø50 - Ø63 mm with optional wifi control



UPVC Three Way Valve Ø63 mm

262

Wide demper opening distance
Demper closure with spring



Butterfly Valves

262

Ø200 - Ø225 mm Butterfly Valve
Ø75 - Ø90 mm Butterfly Valve (in 2025)



UPVC Swing Type Check Valve Ø63 mm

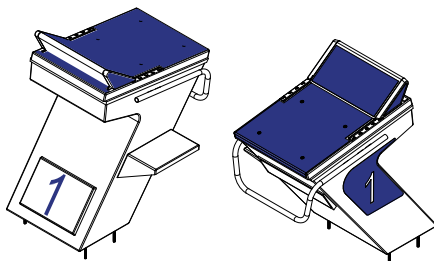
263

Transparent top lid for open view
UPVC Body Ø63 mm socket connection



UPVC Fittings

266



Track-Start Platform

279

Height: 700 mm



Spa & Sauna Equipments

303

SPAs with/Different dimensional 11 models

308

PROOF OF CONCEPT



01 Pumps

12



02 Sand Filters

32



Self-priming Pool Pumps

2850 rpm

GEMAS "DRIFTER"

Self-priming, thermoplastic body pump with monoblock pre-filter.

Connections are with slip unions (Ø50 or Ø63) or female threaded (2"). Pump shaft is stainless steel.

Easy opening lid with 40° rotation. Transparent "Xylex" cover option for high chemical resistance against cracks.

3 l pre-filter basket much larger than its equivalents.

Co-axial pump connections offer convenience for replacing various pumps from different brands available in the market.



2" Female connection



Ø50 or Ø63 Slip connection self coupling

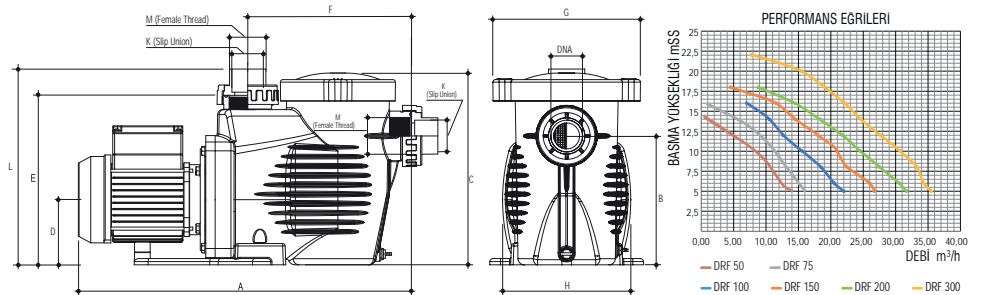


Wide and clear view on pre-filter lid



Stainless steel motor shaft

Description	Code	Pieces/box	Weight Kg	Volume m ³
• DRF-50M 0,5 HP, Monophase	0111DRF50M	1	12,195	0,038
• DRF-80M 0,75 HP, Monophase	0111DRF75M	1	13,081	0,038
• DRF-80T 0,75 HP, Triphase	0111DRF75T	1	12,485	0,038
• DRF-100M 1 HP, Monophase	0111DRF100M	1	13,765	0,038
• DRF-100T 1 HP, Triphase	0111DRF100T	1	13,100	0,038
• DRF-150M 1,5 HP, Monophase	0111DRF150M	1	16,680	0,038
• DRF-150T 1,5 HP, Triphase	0111DRF150T	1	15,460	0,038
• DRF-200M 2,0 HP, Monophase	0111DRF200M	1	18,530	0,038
• DRF-200T 2,0 HP, Triphase	0111DRF200T	1	16,760	0,038
• DRF-300M 3,0 HP, Monophase	0111DRF300M	1	18,530	0,038
• DRF-300T 3,0 HP, Triphase	0111DRF300T	1	16,760	0,038



PUMP TYPE	HP	CONDENSER (µF)	AMPERES			HEAD mwh										
			220 V	220 V	380 V	5	6	8	10	12	14	16	18	20	22	
DRF-50M	0,50	14	2,60	-	-	14,00	12,00	10,00	8,00	5,00	1,00	-	-	-	-	-
DRF-80T/M	0,75	14	3,50	2,60	1,45	16,00	15,00	13,00	11,00	9,00	6,00	1,00	-	1,00	-	
DRF-100T/M	1	20	4,60	3,30	1,90	22,00	20,33	18,30	15,80	13,33	10,44	6,95	-	-	-	
DRF-150T/M	1,5	25	6,40	4,70	2,70	27,26	26,00	23,50	21,00	18,00	14,73	11,39	4,22	-	-	
DRF-200T/M	2	30	8,70	6,00	3,50	31,48	30,13	27,57	24,60	21,76	18,08	14,40	8,89	-	-	
DRF-300T/M	3	30	12,30	6,00	3,50	36,35	35,61	33,34	30,73	28,40	25,20	22,06	18,62	15,09	7,73	

PUMP TYPE	DIMENSIONS												Net Weight (Kg)		Gross Weight (Kg)	
	K	K	M	A	B	C	D	E	F	G	H	L	Mo.	Tri.	Mo.	Tri.
DRF-50M	Ø50	Ø50	2"	550	206	307	105	271	262	236	205	313	11,245	-	12,195	-
DRF-80T/M	Ø50	Ø50	2"	550	206	307	105	271	262	236	205	313	12,331	11,535	13,081	12,485
DRF-100T/M	Ø50	Ø50	2"	550	206	307	105	271	262	236	205	313	12,815	12,151	13,765	13,100
DRF-150T/M	Ø63	Ø63	2"	580	206	307	105	271	262	236	205	313	15,729	14,509	16,680	15,460
DRF-200T/M	Ø63	Ø63	2"	580	206	307	105	271	262	236	205	313	17,579	15,811	18,530	16,760
DRF-300T/M	Ø63	Ø63	2"	580	206	307	105	271	262	236	205	313	17,579	15,811	18,530	16,760

SUCTION PIPE DIMENSIONS

PUMP TYPE	DRF-50M	DRF-80T/M	DRF-100T/M	DRF-150T/M	DRF-200T/M	DRF-300T/M
SUCTION PIPE Ø	1,5" (Ø50 mm)	2" (Ø63 mm)	2,5" (Ø75 mm)	2,5" (Ø75 mm)	3" (Ø90 mm)	3" (Ø90 mm)

PS: It is recommended to use a conical reducer at the suction line of the pump.

We reserve our right to change all or part of the features of the articles or contents of this document, without prior notice.

2850 rpm

Self-priming Pool Pumps

GEMAS "STREAMER 2010" Self-priming, thermoplastic body Monoblock Pool Pump; complete with pre-filter.
 Models of 1 HP and below - suction Ø is 1,5" and discharge Ø is 2". Models of 1,5 HP and above - both suction and discharge Ø are 2". Connection unions are compatible with Fitvalf d50 ball valve handle. Easy opening lid with 40° rotation. Optional "Xylex" lid for enhanced chemical resistance. Large pre-filter basket. 2850 rpm - IP55 motor. Pump shaft is stainless steel.



Description	Code	Pieces/box	Weight Kg	Volume m ³
• STRN-50M 0,5 HP, Monophase	0111STRN50M	1	11,514	0,051
• STRN-80M 0,75 HP, Monophase	0111STRN75M	1	12,484	0,051
• STRN-80T 0,75 HP, Triphase	0111STRN75T	1	11,750	0,051
• STRN-100M 1 HP, Monophase	0111STRN100M	1	13,609	0,051
• STRN-100T 1 HP, Triphase	0111STRN100T	1	12,244	0,051
• STRN-150M 1,5 HP, Monophase	0111STRN150M	1	16,344	0,051
• STRN-150T 1,5 HP, Triphase	0111STRN150T	1	15,669	0,051
• STRN-200M 2,0 HP, Monophase	0111STRN200M	1	18,404	0,051
• STRN-200T 2,0 HP, Triphase	0111STRN200T	1	17,534	0,051
• STRN-300M 3,0 HP, Monophase	0111STRN300M	1	18,404	0,051
• STRN-300T 3,0 HP, Triphase	0111STRN300T	1	17,534	0,051
• STRN-350M 3,5 HP, Monophase	0111STRN350M	1	21,704	0,054
• STRN-350T 3,5 HP, Triphase	0111STRN350T	1	20,384	0,054



Easy access lid



Wide and clear view on pre-filter lid
Made of polycarbonate



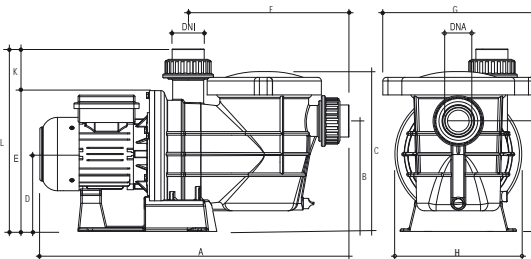
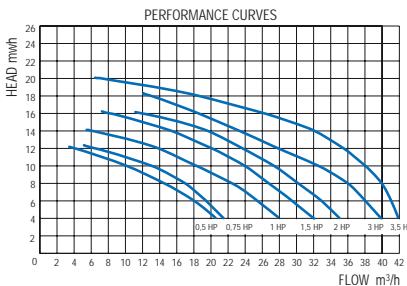
Coupling compatible with d50 Fitvalf ball valve handle



Large volume basket



Stainless steel motor shaft



PUMP TYPE	HP	CONDENSER (µF)	AMPERES			HEAD mwh										
			II 220 V	220 V	III 380 V	4	6	8	10	12	14	16	18	20		
STRN-50T/M	0,50	14	2,60	-	-	20,50	18,00	14,30	10,00	4,00	-	-	-	-	-	-
STRN-80T/M	0,75	14	3,50	2,50	1,45	21,70	19,50	17,00	13,00	6,00	-	-	-	-	-	-
STRN-100T/M	1	20	4,60	3,30	1,90	28,00	25,70	22,50	18,00	13,90	6,00	-	-	-	-	-
STRN-150T/M	1,5	25	6,40	4,70	2,70	32,00	29,70	26,50	24,00	20,00	15,50	8,00	-	-	-	-
STRN-200T/M	2	30	8,70	6,00	3,50	35,00	33,00	30,00	27,50	23,80	19,50	12,00	-	-	-	-
STRN-300T/M	3	30	8,70	6,00	3,50	40,00	38,00	36,00	32,40	27,60	23,20	18,50	13,00	-	-	-
STRN-350T/M	3,5	65	12,30	7,65	4,40	42,00	41,00	40,00	38,00	35,50	32,00	26,40	18,50	13,00	7,10	-

PUMP TYPE	DIMENSIONS												Net Weight (Kg)		Gross Weight (Kg)	
	DNA	DNI	A	K	B	C	D	E	F	G	H	L	Mo.	Tri.	Mo.	Tri.
STRN-50T/M	1,5"	1,5"	610	80	215	310	160	275	320	292	245	355	10,290	-	11,514	-
STRN-80T/M	2"	1,5"	610	80	215	310	145	275	320	292	245	355	11,234	-	12,484	-
STRN-100T/M	2"	1,5"	610	80	215	310	145	275	320	292	245	355	12,360	11,000	13,609	12,244
STRN-150T/M	2"	2"	630	80	215	310	160	275	320	292	245	355	15,095	14,420	16,344	15,669
STRN-200T/M	2"	2"	630	80	215	310	145	275	320	292	245	355	17,150	16,280	18,404	17,534
STRN-300T/M	2"	2"	630	80	215	310	145	275	320	292	245	355	17,150	16,280	18,404	17,534
STRN-350T/M	2"	2"	670	80	215	310	145	275	320	292	245	355	20,450	19,130	21,704	20,384

SUCTION PIPE DIMENSIONS

PUMP TYPE	STRN-50T/M	STRN-80T/M	STRN-100T/M	STRN-150T/M	STRN-200T/M	STRN-300T/M	STRN-350T/M
SUCTION PIPE Ø	1,5" (Ø50 mm)	2" (Ø63 mm)	2,5" (Ø75 mm)	2,5" (Ø75 mm)	3" (Ø90 mm)	3" (Ø90 mm)	4" (Ø110 mm)

PS: It is recommended to use a conical reducer at the suction line of the pump.

We reserve our right to change all or part of the features of the articles or contents of this document, without prior notice.

Self-priming Pool Pumps

2850 rpm

GEMAS "STREAMER MINI"

Self-priming, thermoplastic body Monoblock Pool Pump; complete with pre-filter. **Pump shaft in stainless steel.** Suction & Discharge 1,5". 2850 rpm - IP55 Motor. Easy opening lid with 40° rotation. "Xylex" lid option for resistance against aggressive chemicals.



Easy access lid



Self coupling

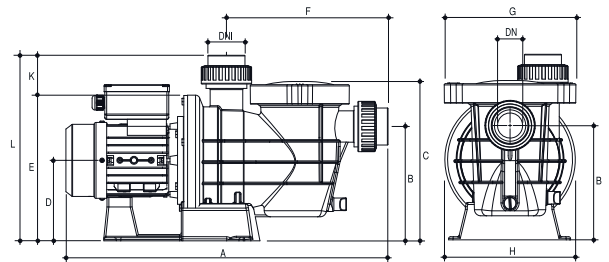
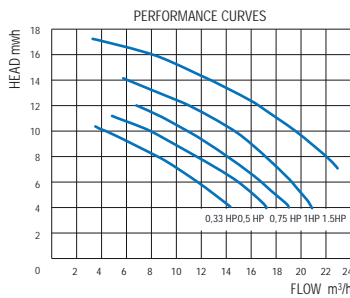


Noryl impeller



Stainless steel motor shaft

Description	Code	Pieces/box	Weight Kg	Volume m ³
• STRM-33M 0,33 HP, Monophase	0111STRM33M	1	10,980	0,037
• STRM-50M 0,5 HP, Monophase	0111STRM50M	1	11,140	0,037
• STRM-80M 0,75 HP, Monophase	0111STRM80M	1	13,200	0,037
• STRM-80T 0,75 HP, Triphase	0111STRM80T	1	13,000	0,037
• STRM-100M 1 HP, Monophase	0111STRM100M	1	12,800	0,037
• STRM-100T 1 HP, Triphase	0111STRM100T	1	11,620	0,037
• STRM-150M 1,5 HP, Monophase	0111STRM150M	1	12,800	0,037
• STRM-150T 1,5 HP, Triphase	0111STRM150T	1	11,620	0,037



PUMP TYPE	HP	CON-DEN-SER (µF)	AMPERES		HEAD mwh											
			220 V II	220 V III	4	6	8	10	11	12	14	16	17			
			220 V	380 V	FLOW m ³ /h											
STRM-0,33M	0,33	12,50	2,70	-	-	14,10	11,60	8,30	4,00	-	-	-	-	-	-	-
STRM-0,50M	0,50	14,00	2,60	-	-	17,20	14,90	11,40	7,90	4,80	-	-	-	-	-	-
STRM-0,80T/M	0,75	14,00	3,50	2,50	1,45	18,90	16,70	13,50	10,80	9,00	6,80	-	-	-	-	-
STRM-1,00T/M	1,00	14,00	3,50	2,50	1,45	20,80	19,30	17,10	14,90	13,20	10,50	6,00	-	-	-	-
STRM-1,50T/M	1,50	20,00	4,60	3,30	1,90	26,00	24,80	22,00	19,50	18,00	16,50	12,50	15,00	-	-	-

PUMP TYPE	DIMENSIONS												Net Weight (Kg)		Gross Weight (Kg)	
	DNA	DNI	A	K	B	C	D	E	F	G	H	L	Mo.	Tri.	Mo.	Tri.
STRM-0,33M	1,5"	1,5"	510	70	175	265	140	240	255	210	210	315	9,980	-	10,980	-
STRM-0,50M	1,5"	1,5"	540	70	175	265	140	240	255	210	210	315	10,140	-	11,140	-
STRM-0,80T/M	1,5"	1,5"	540	70	175	265	140	240	255	210	210	315	12,200	-	13,200	13,000
STRM-1,00T/M	1,5"	1,5"	540	70	175	265	140	240	255	210	210	315	11,800	10,620	12,800	11,620
STRM-1,50T/M	1,5"	1,5"	540	70	175	265	140	240	255	210	210	315	11,800	10,620	12,800	11,620

SUCTION PIPE DIMENSIONS

PUMP TYPE	STRM-33M	STRM-50M	STRM-80T/M	STRM-100T/M	STRM-150T/M
SUCTION PIPE Ø	1,5" (Ø50 mm)	1,5" (Ø50 mm)	2" (Ø63 mm)	2" (Ø63 mm)	2,5" (Ø75 mm)

PS: It is recommended to use a conical reducer at the suction line of the pump.

Self-priming - Variable Speed Pumps

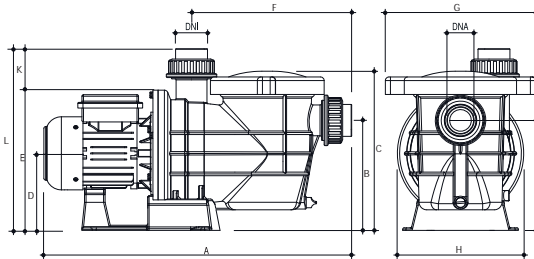
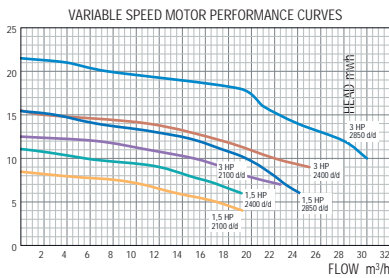
"Saving Energy"

2100/2400/2850 rpm



GEMAS "RANGER" Self-priming, thermoplastic body pump with monoblock pre-filter. Connections are with unions; 1,5 HP model - suction \varnothing is 1,5" and discharge \varnothing is 2". 3 HP Model - both suction and discharge \varnothing are 2". **Pump shaft is stainless steel.** Easy opening lid with 40° rotation. "Transparent **"Xylex"** cover option for high chemical resistance against cracks. 4,5 l pre-filter basket much larger than its equivalents. Pump connection fittings can be tightened and opened with 50 mm Fitvalf ball valve handle. **Three cycles**, allowing to choose between 1400-2850 cycles. Factory settings: 1st cycle - 2100 rpm, 2nd cycle - 2400 rpm, 3rd cycle - 2850 rpm. **Permanent Magnet - IP55 motor.** Cable connection is available for speed control from the external panel. Motors are single-phase input. It has soft start and stop features.

Description	Code	Pieces/box	Weight Kg	Volume m ³
•RN-150M 1,5 HP, Monophase	0111RN150M	1	14,000	0,051
•RN-300M 3,0 HP, Monophase	0111RN300M	1	19,050	0,051



Speed controlled



Easy access lid



Wide and clear view on pre-filter lid
Made of polycarbonate

PUMP TYPE	1,5	HEAD mwh														
		4	5	6	7	8	9	10	11	12	13	14	15	16	17	17,5
		FLOW m³/h														
RN-150M		18,25	15,85	13,35	10,11	3,43	-	-	-	-	-	-	-	-	-	-
2100 rpm		-	-	19,06	17,05	14,40	11,88	5,55	-	-	-	-	-	-	-	-
2400 rpm		-	-	24,15	23,30	22,00	20,90	19,50	17,37	15,30	11,50	6,40	2,40	-	-	-
2850 rpm		-	-	-	-	-	-	-	-	-	-	-	-	-	-	-
		AMPERES II 220 V														
2100 rpm		2,50	2,40	2,20	2,20	1,60	1,30	-	-	-	-	-	-	-	-	-
2400 rpm		-	-	3,50	3,50	3,40	3,00	2,40	1,70	-	-	-	-	-	-	-
2850 rpm		-	-	6,00	5,90	5,90	5,80	5,90	5,60	5,40	4,90	4,10	3,30	2,90	-	-

PUMP TYPE	3,0	HEAD mwh													
		7	8	9	10	11	12	14	15	15,5	16	18	20	21	21,5
		FLOW m³/h													
RN-300M		22,50	19,50	17,50	15,00	11,00	6,50	-	-	-	-	-	-	-	-
2100 rpm		-	-	25,00	22,00	19,00	17,50	11,00	2,00	-	-	-	-	-	-
2400 rpm		-	-	-	30,00	28,50	28,00	24,00	-	-	21,00	19,00	7,50	4,00	-
2850 rpm		-	-	-	-	-	-	-	-	-	-	-	-	-	-
		AMPERES II 220 V													
2100 rpm		7,00	6,70	6,50	5,90	5,20	4,40	-	-	-	-	-	-	-	-
2400 rpm		-	-	10,30	9,30	-	8,50	7,00	5,30	5,00	-	-	-	-	-
2850 rpm		-	-	-	14,60	-	14,60	14,60	-	-	14,60	13,20	9,90	8,40	8,00



Coupling compatible with
d50 Fitvalf ball valve handle

PUMP TYPE	DIMENSIONS											Net Weight (Kg)	Gross Weight (Kg)	
	DNA	DNI	A	K	B	C	D	E	F	G	H			L
RN-150M	2"	1,5"	615	80	215	310	160	275	320	292	245	355	11,650	14,000
RN-300M	2"	2"	730	80	205	310	160	275	320	292	245	355	17,400	19,050

SUCTION PIPE DIMENSIONS

PUMP TYPE	RN-150M	RN-300M
SUCTION PIPE \varnothing	2,5" (\varnothing 75 mm)	3" (\varnothing 90 mm)

PS: It is recommended to use a conical minimize at the suction line of the pump.

Example: A 3 HP pump running at 2000 rpm saves approximately €50 per month.

We reserve our right to change all or part of the features of the articles or contents of this document, without prior notice.



Stainless steel motor shaft

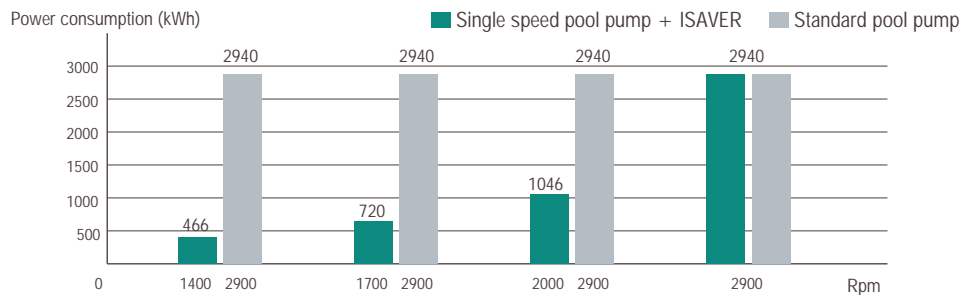
ISAVER - Pool Pump Frequency Inverter

"New Inverter Technology"

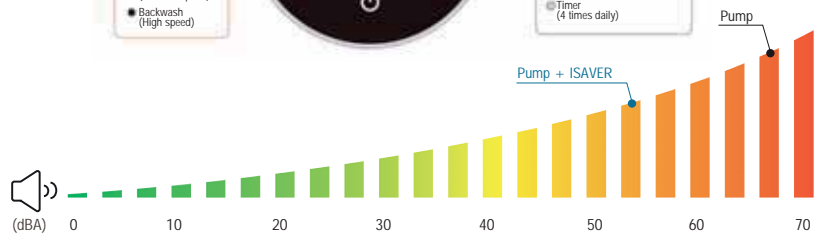


GEMAS "ISAVER" is the first "Touch Screen" frequency-inverter manufactured in the pool industry. By adjusting the running speed of the pool pump, it provides significant energy savings and operates silently. Additionally, it allows for automatic operation adjustment with different cycles within four time intervals throughout the day. The screen displays power consumption values corresponding to the set revolutions. It also offers the ability to adjust the speed during operation. Different models of the device are available for three-phase and single-phase motors (refer to the table for details). Max. capacity is 2,2 kW. The device includes dry contacts for various types of external controls. **PROVIDES SUBSTANTIAL ENERGY SAVINGS.**

Description	Code	Pieces/box	Weight Kg	Volume m ³
• ISAVER 1100	0111INV1100	1		
• ISAVER 1100C	0111INV1100C	1		
• ISAVER 2200	0111INV2200	1		
• ISAVER 2200C	0111INV2200C	1		



ISAVER Comparison Chart



TECHNICAL SPECIFICATIONS

MODEL	ISAVER 1100	ISAVER 2200	ISAVER 1100C	ISAVER 2200C
Operating Temp.	-10 ~ 40°C	-10 ~ 40°C	-10 ~ 40°C	-10 ~ 40°C
Input Power	1ph AC	1ph AC	1ph AC	1ph AC
Input Voltage	220V ~ 240V	220V ~ 240V	220V ~ 240V	220V ~ 240V
Frequency	50 Hz	50 Hz	50 Hz	50 Hz
Output Voltage	Mono, 0 ~ 240V	Mono, 0 ~ 240V	Tri, 0 ~ 240V	Tri, 0 ~ 240V
Output Power	Max 1.1kW	Max 2.2kW	Max 1.1kW	Max 2.2kW
Output Current	Max 6A	Max 12A	Max 4.5A	Max 8A
Pump Type	Monophase	Monophase	Triphase	Triphase
Speed Range	1200 ~ 2900 rpm			

2850 rpm "New Engine Technology"

Self-priming Pool Pumps



GEMAS "DRIFTER-R"

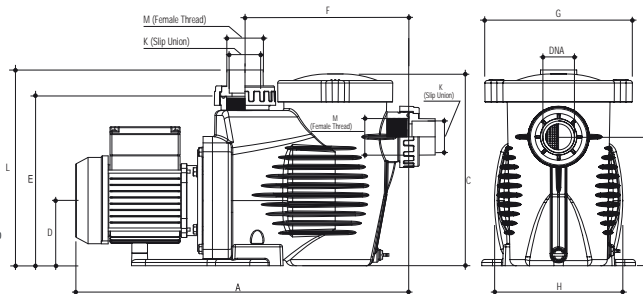
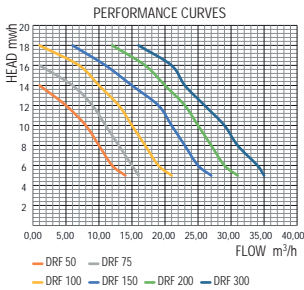
Self-priming, thermoplastic body pump with monoblock pre-filter. Connections are with slip unions (Ø50 or Ø63) or female threaded (2").

Pump shaft is stainless steel. Easy opening lid with 40° rotation. Transparent "Xylex" cover option for high chemical resistance against cracks. 3 l pre-filter basket much larger than its equivalents. Water insulated including motor connection box (= stator completely embedded in resin) IP55 motor. Co-axial pump connections offer convenience for replacing various pumps from different brands available in the market. **AVAILABLE FOR SALE ON JANUARY 2024.**

Water-insulated motor advantages:

- Strong protection against dampness
 - Extra resistance against motor room flooding
 - Higher efficiency
 - High wear resistance against vibration
 - Quieter motor
 - 5-year warranty*
- *excluding bearing and capacitor

Description	Code	Pieces/box	Weight Kg	Volume m ³
• DRF-50M 0,5 HP, Monophase	0111DRF50MR	1	12,195	0,038
• DRF-80M 0,75 HP, Monophase	0111DRF75MR	1	13,081	0,038
• DRF-80T 0,75 HP, Triphase	0111DRF75TR	1	12,485	0,038
• DRF-100M 1 HP, Monophase	0111DRF100MR	1	13,765	0,038
• DRF-100T 1 HP, Triphase	0111DRF100TR	1	13,100	0,038
• DRF-150M 1,5 HP, Monophase	0111DRF150MR	1	16,680	0,038
• DRF-150T 1,5 HP, Triphase	0111DRF150TR	1	15,460	0,038
• DRF-200M 2,0 HP, Monophase	0111DRF200MR	1	18,530	0,038
• DRF-200T 2,0 HP, Triphase	0111DRF200TR	1	16,760	0,038
• DRF-300M 3,0 HP, Monophase	0111DRF300MR	1	18,530	0,038
• DRF-300T 3,0 HP, Triphase	0111DRF300TR	1	16,760	0,038



Insulated motor winding cross section

PUMP TYPE	HP	CONDENSER (µF)	AMPERES			HEAD mwh							
			II 220 V	220 V	III 380 V	5	6	8	10	12	14	16	18
DRF-50M	0,50	14	2,60	-	-	14,00	12,00	10,00	8,00	5,00	1,00	-	-
DRF-80T/M	0,75	14	3,50	2,60	1,45	16,00	15,00	13,00	11,00	9,00	6,00	1,00	-
DRF-100T/M	1	20	4,60	3,30	1,90	21,00	19,00	17,00	15,00	13,00	10,00	7,00	1,00
DRF-150T/M	1,5	25	6,40	4,70	2,70	27,00	25,00	23,00	21,00	19,00	15,00	11,00	6,00
DRF-200T/M	2	30	8,70	6,00	3,50	31,00	29,00	27,00	25,00	23,00	20,00	17,00	12,00
DRF-300T/M	3	30	8,70	6,00	3,50	35,00	34,00	31,00	29,00	26,00	23,00	21,00	16,00

PUMP TYPE	DIMENSIONS												Net Weight (Kg)		Gross Weight (Kg)	
	K	K	M	A	B	C	D	E	F	G	H	L	Mo.	Tri.	Mo.	Tri.
DRF-50M	Ø50	Ø50	2"	550	206	307	105	271	262	236	205	313	11,245	-	12,195	-
DRF-80T/M	Ø50	Ø50	2"	550	206	307	105	271	262	236	205	313	12,331	11,535	13,081	12,485
DRF-100T/M	Ø50	Ø50	2"	550	206	307	105	271	262	236	205	313	12,815	12,151	13,765	13,100
DRF-150T/M	Ø63	Ø63	2"	580	206	307	105	271	262	236	205	313	15,729	14,509	16,680	15,460
DRF-200T/M	Ø63	Ø63	2"	580	206	307	105	271	262	236	205	313	17,579	15,811	18,530	16,760
DRF-300T/M	Ø63	Ø63	2"	580	206	307	105	271	262	236	205	313	17,579	15,811	18,530	16,760



Wide and clear view on pre-filter lid

SUCTION PIPE DIMENSIONS

PUMP TYPE	DRF-50M	DRF-80T/M	DRF-100T/M	DRF-150T/M	DRF-200T/M	DRF-300T/M
SUCTION PIPE Ø	1,5" (Ø50 mm)	2" (Ø63 mm)	2,5" (Ø75 mm)	2,5" (Ø75 mm)	3" (Ø90 mm)	3" (Ø90 mm)

PS: It is recommended to use a conical reducer at the suction line of the pump.

We reserve our right to change all or part of the features of the articles or contents of this document, without prior notice.



Large volume basket

Self-priming Insulated Motor Pumps

2850 rpm

GEMAS "STREAMER-R" Self-priming, thermoplastic body pump with monoblock pre-filter. Connections are made with unions. Model 0,5 HP - both suction and discharge Ø are 1,5". Models 0,75 HP and 1 HP - suction Ø is 1,5" and discharge Ø is 2". Models of 1,5 HP and above - both suction and discharge Ø are 2". **Pump shaft is stainless steel.** Easy opening lid with 40° rotation. Transparent "Xylex" cover option for high chemical resistance against cracks. 4,5 l pre-filter basket much larger than its equivalents. **Water insulated including motor connection box (= stator completely embedded in resin) IP55 motor.** Pump connection fittings can be tightened and opened with 50 mm Fitvalf ball valve handle.

"New Engine Technology"



Water-insulated motor advantages:

- Strong protection against dampness
- Extra resistance against motor room flooding
 - Higher efficiency
 - High wear resistance against vibration
 - Quieter motor
 - 5-year warranty*

*excluding bearing and capacitor

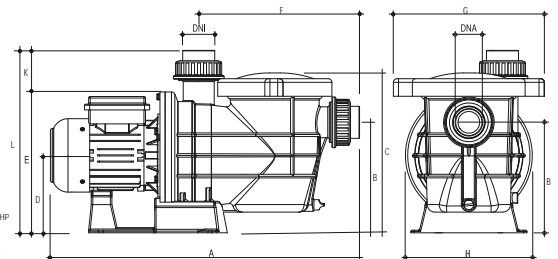
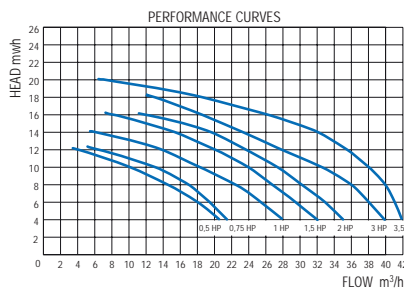


Water insulated electrical connection box - Monophase



Water insulated electrical connection box - Triphase

Description	Code	Pieces/box	Weight Kg	Volume m ³
•STRN-50MR 0,5 HP, Monophase	0111STRN50MR	1	13,100	0,051
•STRN-80RM 0,75 HP, Monophase	0111STRN75MR	1	15,200	0,051
•STRN-80TR 0,75 HP, Triphase	0111STRN75TR	1	13,700	0,051
•STRN-100MR 1 HP, Monophase	0111STRN100MR	1	15,650	0,051
•STRN-100TR 1 HP, Triphase	0111STRN100TR	1	14,750	0,051
•STRN-150MR 1,5 HP, Monophase	0111STRN150MR	1	17,950	0,051
•STRN-150TR 1,5 HP, Triphase	0111STRN150TR	1	17,700	0,051
•STRN-200MR 2,0 HP, Monophase	0111STRN200MR	1	18,000	0,051
•STRN-200TR 2,0 HP, Triphase	0111STRN200TR	1	17,800	0,051
•STRN-300MR 3,0 HP, Monophase	0111STRN300MR	1	18,100	0,051
•STRN-300TR 3,0 HP, Triphase	0111STRN300TR	1	17,900	0,051
•STRN-350MR 3,5 HP, Monophase	0111STRN350MR	1	23,200	0,054
•STRN-350TR 3,5 HP, Triphase	0111STRN350TR	1	23,000	0,054



PUMP TYPE	HP	CONDENSER (µF)	AMPERES			HEAD mwh										
			II	III		4	6	8	10	12	14	16	18	20		
			220 V	220 V	380 V	FLOW m³/h										
STRN-50T/M	0,50	16	2,73	-	-	20,50	18,00	14,30	10,00	4,00	-	-	-	-	-	-
STRN-80T/M	0,75	20	3,88	2,33	1,35	21,70	19,50	17,00	13,00	6,00	-	-	-	-	-	-
STRN-100T/M	1	25	5,15	3,03	1,75	28,00	25,70	22,50	18,00	13,90	6,00	-	-	-	-	-
STRN-150T/M	1,5	30	7,02	4,42	2,55	32,00	29,70	26,50	24,00	20,00	15,50	8,00	-	-	-	-
STRN-200T/M	2	40	8,60	5,50	3,50	35,00	33,00	30,00	27,50	23,80	19,50	12,00	-	-	-	-
STRN-300T/M	3	40	8,90	6,01	3,90	40,00	38,00	36,00	32,40	27,60	23,20	18,50	13,00	-	-	-
STRN-350T/M	3,5	60	12,60	8,61	4,98	42,00	41,00	40,00	38,00	35,50	32,00	26,40	18,50	7,10	-	-

PUMP TYPE	DIMENSIONS											Net Weight (Kg)		Gross Weight (Kg)		
	DNA	DNI	A	K	B	C	D	E	F	G	H	L	Mo.	Tri.	Mo.	Tri.
STRN-50T/M	1,5"	1,5"	610	80	215	310	160	275	320	292	245	355	11,800	-	13,100	-
STRN-80T/M	2"	1,5"	610	80	215	310	160	275	320	292	245	355	13,900	12,400	15,200	13,700
STRN-100T/M	2"	1,5"	610	80	215	310	160	275	320	292	245	355	14,350	13,450	15,650	14,750
STRN-150T/M	2"	2"	630	80	215	310	160	275	320	292	245	355	16,650	16,400	17,950	17,700
STRN-200T/M	2"	2"	630	80	215	310	160	275	320	292	245	355	-	16,500	18,000	17,800
STRN-300T/M	2"	2"	630	80	215	310	160	275	320	292	245	355	-	16,600	18,100	17,900
STRN-350T/M	2"	2"	670	80	215	310	160	275	320	292	245	355	-	21,500	23,200	23,000

SUCTION PIPE DIMENSIONS

PUMP TYPE	STRN-50T/M	STRN-80T/M	STRN-100T/M	STRN-150T/M	STRN-200T/M	STRN-300T/M	STRN-350T/M
SUCTION PIPE Ø	1,5" (Ø50 mm)	2" (Ø63 mm)	2,5" (Ø75 mm)	2,5" (Ø75 mm)	3" (Ø90 mm)	3" (Ø90 mm)	4" (Ø110 mm)

PS: It is recommended to use a conical reducer at the suction line of the pump.

We reserve our right to change all or part of the features of the articles or contents of this document, without prior notice.

2850 rpm

Self-priming Insulated Motor Pumps

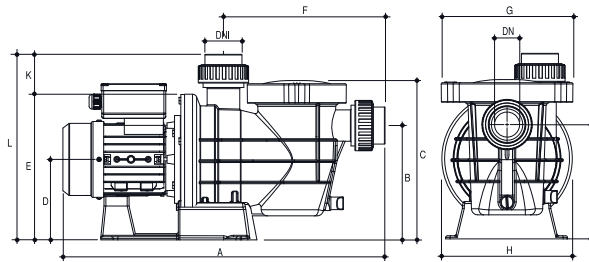
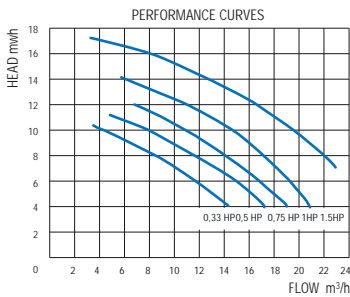
"New Engine Technology"

GEMAS "STREAMER-R MINI"

Self-priming, thermoplastic body pump with monoblock pre-filter. Pump shaft is stainless steel. Easy opening lid with 40° rotation. Transparent "Xylex" cover option for high chemical resistance against cracks. 4,5 l pre-filter basket much larger than its equivalents. Water insulated including motor connection box (= stator completely embedded in resin) IP55 motor. Pump connection fittings can be tightened and opened with 50 mm Fitvalf ball valve.



Description	Code	Pieces/box	Weight Kg	Volume m ³
• STRM-33MR 0,33 HP, Monophase	0111STRM33MR	1	10,980	0,037
• STRM-50MR 0,5 HP, Monophase	0111STRM50MR	1	11,140	0,037
• STRM-80MR 0,75 HP, Monophase	0111STRM80MR	1	13,200	0,037
• STRM-80TR 0,75 HP, Triphase	0111STRM80TR	1	13,000	0,037
• STRM-100MR 1 HP, Monophase	0111STRM100MR	1	12,800	0,037
• STRM-100TR 1 HP, Triphase	0111STRM100TR	1	11,620	0,037
• STRM-150MR 1,5 HP, Monophase	0111STRM150MR	1	12,800	0,037
• STRM-150TR 1,5 HP, Triphase	0111STRM150TR	1	11,620	0,037



Insulated motor winding cross section



PUMP TYPE	HP	CONDENSER (µF)	AMPERES		HEAD mwh										
			220 V	380 V	4	6	8	10	11	12	14	16	17		
			220 V	380 V	FLOW m³/h										
STRM-0,33M	0,33	16	2,50	-	14,10	11,60	8,30	4,00	-	-	-	-	-	-	-
STRM-0,50M	0,50	20	2,70	2,33	17,20	14,90	11,40	7,90	4,80	-	-	-	-	-	-
STRM-0,80T/M	0,75	25	3,40	3,03	1,44	18,90	16,70	13,50	10,80	9,00	6,80	-	-	-	-
STRM-1,00T/M	1,00	30	3,60	4,42	1,46	20,80	19,30	17,10	14,90	13,20	10,50	6,00	-	-	-
STRM-1,50T/M	1,50	30	5,15	4,60	2,30	26,00	24,80	22,00	19,50	18,00	16,50	12,50	15,00	-	-

PUMP TYPE	DIMENSIONS												Net Weight (Kg)		Gross Weight (Kg)	
	DNA	DNI	A	K	B	C	D	E	F	G	H	L	Mo.	Tri.	Mo.	Tri.
STRM-0,33M	1,5"	1,5"	510	70	175	265	140	240	255	210	210	315	9,980	-	10,980	-
STRM-0,50M	1,5"	1,5"	540	70	175	265	140	240	255	210	210	315	10,140	-	11,140	-
STRM-0,80T/M	1,5"	1,5"	540	70	175	265	140	240	255	210	210	315	12,200	-	13,200	13,000
STRM-1,00T/M	1,5"	1,5"	540	70	175	265	140	240	255	210	210	315	11,800	10,620	12,800	11,620
STRM-1,50T/M	1,5"	1,5"	540	70	175	265	140	240	255	210	210	315	11,800	10,620	12,800	11,620

SUCTION PIPE DIMENSIONS

PUMP TYPE	STRM-33M	STRM-50M	STRM-80T/M	STRM-100T/M	STRM-150T/M
SUCTION PIPE Ø	1,5" (Ø50 mm)	1,5" (Ø50 mm)	2" (Ø63 mm)	2" (Ø63 mm)	2,5" (Ø75 mm)

PS: It is recommended to use a conical reducer at the suction line of the pump.



Stainless steel motor shaft



Noryl impeller

Self-priming Pumps

2850 rpm

GEMAS "PUMPEX 2010"

Self-priming, thermoplastic body monoblock pool pump, complete with a pre-filter. Suction size is 1,5", and discharge size is 2", both suction and discharge sizes are 2" on larger models.

The connections are made with unions. The pump has an easy-opening lid with a 40° rotation. An optional "Xylex" lid is available for protection against aggressive chemicals. Larger basket.

2850 rpm - IP55 Motor. The pump shaft is made of stainless steel.



Wide and clear view on pre-filter lid
Made of polycarbonate



Large volume basket

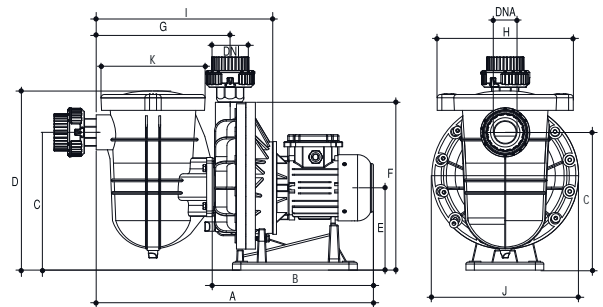
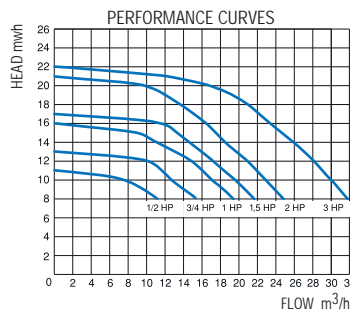


Stainless steel motor shaft



Noryl impeller

Description	Code	Pieces/box	Weight Kg	Volume m ³
•PUMPEX-50M 0,50 HP, Monophase	0111PX50M	1	18,120	0,096
•PUMPEX-75M 0,75 HP, Monophase	0111PX75M	1	20,320	0,096
•PUMPEX-75T 0,75 HP, Triphase	0111PX75T	1	19,120	0,096
•PUMPEX-100M 1 HP, Monophase	0111PX100M	1	20,320	0,096
•PUMPEX-100T 1 HP, Triphase	0111PX100T	1	19,120	0,096
•PUMPEX-150M 1,5 HP, Monophase	0111PX150M	1	20,120	0,096
•PUMPEX-150T 1,5 HP, Triphase	0111PX150T	1	21,120	0,096
•PUMPEX-200M 2 HP, Monophase	0111PX200M	1	25,120	0,096
•PUMPEX-200T 2 HP, Triphase	0111PX200T	1	23,120	0,096
•PUMPEX-300M 3 HP, Monophase	0111PX300M	1	26,120	0,096
•PUMPEX-300T 3 HP, Triphase	0111PX300T	1	26,120	0,096



PUMP TYPE	HP	CON-DEN-SER (µF)	AMPERES			HEAD mwh										
			II 220 V	220 V	III 380 V	8	10	12	14	15	16	18	20			
PX-50M	0,50	13	2,60	-	-	11,14	7,25	-	-	-	-	-	-	-	-	-
PX-75T/M	0,75	20	3,80	3,70	-	15,33	12,64	10,00	-	-	-	-	-	-	-	-
PX-100T/M	1	25	4,95	3,11	1,80	19,43	17,00	14,84	11,00	8,89	-	-	-	-	-	-
PX-150T/M	1,5	30	7,80	4,41	2,55	21,65	19,47	17,12	14,57	13,30	11,36	-	-	-	-	-
PX-200T/M	2	40	9,90	5,88	3,40	24,80	22,90	20,90	18,40	17,50	16,40	13,60	9,60	-	-	-
PX-300T/M	3	40	-	8,00	4,90	32,00	30,00	28,00	26,00	25,00	23,50	21,00	17,00	-	-	-

PUMP TYPE	DIMENSIONS													Net Weight (Kg)		Gross Weight (Kg)	
	DNA	DNI	A	B	C	D	E	F	G	I	H	J	K	Mo.	Tri.	Mo.	Tri.
PX-50M	2"	2"	730	375	295	384	185	355	390	490	292	315	225	16,500	-	18,120	-
PX-75T/M	2"	2"	730	375	295	384	185	355	390	490	292	315	225	17,420	-	20,320	19,120
PX-100T/M	2"	2"	730	375	295	384	185	355	390	490	292	315	225	18,620	17,420	20,320	19,120
PX-150T/M	2"	2"	750	395	295	384	185	355	390	490	292	315	225	18,520	19,420	20,120	21,120
PX-200T/M	2"	2"	750	395	295	384	185	355	390	490	292	315	225	23,420	21,420	25,120	23,120
PX-300T/M	2"	2"	750	395	295	384	185	355	390	490	292	315	225	24,120	24,420	26,120	26,120

SUCTION PIPE DIMENSIONS

PUMP TYPE	PX-75T/M	PX-100T/M	PX-150T/M	PX-200T/M	PX-300T/M
SUCTION PIPE Ø	1,5" (Ø50 mm)	2" (Ø63 mm)	2" (Ø63 mm)	2,5" (Ø75 mm)	3" (Ø90 mm)

PS: It is recommended to use a conical reducer at the suction line of the pump.

2850 rpm

Self-priming Pumps

GEMAS "STREAMER MICRO"

Self-priming, thermoplastic body monoblock pool pump; complete with pre-filter. Both suction and discharge sizes are 1,5". Connections are made with unions. 2850 rpm - IP55 Motor.



Description	Code	Pieces/box	Weight Kg	Volume m ³
•STR-250MIC 0,33 HP, Monophase	0111STRMIC30	1	11,880	0,051
•STR-370MIC 0,5 HP, Monophase	0111STRMIC40	1	12,850	0,051



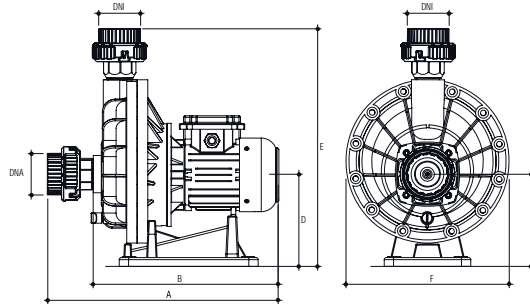
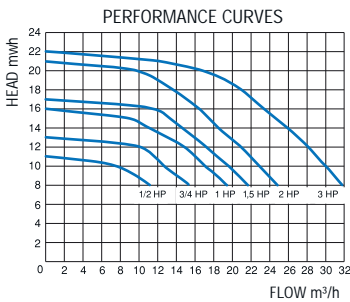
With union connection

PUMP TYPE	HP	CONDENSER (µF)	AMPERES II 220 V	HEAD mwh						
				6	7	8	9	10	13	14
STR-250MIC	0,33	-	1,20	5,70	5,10	4,30	3,50	1,50	-	-
STR-370MIC	0,50	-	2,20	7,50	7,00	6,50	5,90	5,20	2,10	-

GEMAS "PUMPEX-JET"

Counter current pump. Suction size is 2", discharge size is 1,5". Connections are made with unions. **The pump shaft is made of stainless steel.** IP55 motor.

Description	Code	Pieces/box	Weight Kg	Volume m ³
•PUMPEXJ-50M 0,50 HP, Monophase	0111PXJ50M	1	16,000	0,066
•PUMPEXJ-75M 0,75 HP, Monophase	0111PXJ75M	1	17,000	0,066
•PUMPEXJ-75T 0,75 HP, Triphase	0111PXJ75T	1	16,000	0,066
•PUMPEXJ-100M 1 HP, Monophase	0111PXJ100M	1	17,000	0,066
•PUMPEXJ-100T 1 HP, Triphase	0111PXJ100T	1	16,000	0,066
•PUMPEXJ-150M 1,5 HP, Monophase	0111PXJ150M	1	17,000	0,066
•PUMPEXJ-150T 1,5 HP, Triphase	0111PXJ150T	1	18,000	0,066
•PUMPEXJ-200M 2 HP, Monophase	0111PXJ200M	1	22,000	0,066
•PUMPEXJ-200T 2 HP, Triphase	0111PXJ200T	1	21,000	0,066
•PUMPEXJ-300M 3 HP, Monophase	0111PXJ300M	1	22,000	0,066
•PUMPEXJ-300T 3 HP, Triphase	0111PXJ300T	1	21,000	0,066



PUMP TYPE	HP	CONDENSER (µF)	AMPERES			HEAD mwh								
			II 220 V	220 V	III 380 V	8	10	12	14	15	16	18	20	
PXJ-50M	0,50	13	2,60	-	-	11,14	7,25	-	-	-	-	-	-	-
PXJ-75T/M	0,75	20	3,80	3,70	-	15,33	12,64	10,00	-	-	-	-	-	-
PXJ-100T/M	1	25	4,95	3,11	1,80	19,43	17,00	14,84	11,00	8,89	-	-	-	-
PXJ-150T/M	1,5	30	7,80	4,41	2,55	21,65	19,47	17,12	14,57	13,30	11,36	-	-	-
PXJ-200T/M	2	40	9,90	5,88	3,40	24,80	22,90	20,90	18,40	17,50	16,40	13,60	9,60	-
PX-300T/M	3	40	-	8,00	4,90	32,00	30,00	28,00	26,00	25,00	23,50	21,00	17,00	-



Cross section of impeller system

PUMP TYPE	DIMENSIONS								Net Weight (Kg)		Gross Weight (Kg)	
	DNA	DNI	A	B	C	D	E	F	Mo.	Tri.	Mo.	Tri.
PXJ-50M	2"	2"	470	375	185	185	460	315	16,500	-	18,120	-
PXJ-75T/M	2"	2"	470	375	185	185	460	315	17,420	-	20,320	19,120
PXJ-100T/M	2"	2"	470	375	185	185	460	315	18,620	17,420	20,320	19,120
PXJ-150T/M	2"	2"	490	395	185	185	460	315	18,520	19,420	20,120	21,120
PXJ-200T/M	2"	2"	490	395	185	185	460	315	23,420	21,420	25,120	23,120
PXJ-300T/M	2"	2"	490	395	185	185	460	315	24,120	24,420	26,120	26,120

TYPE	Packing Dimentions (mm)
PXJ - 50 / 75 / 100 / 150 / 200 / 300	560 x 360 x 400

Self-priming Pool Pumps

GEMAS "FLOODER"

Self-priming, thermoplastic body commercial pool pump; complete with a 20 l pre-filter. Both suction and discharge sizes are 4" (Ø110). Connections are made with slip unions. **The pump shaft is made of stainless steel 2850 rpm - IP55 Motor.**

2850 rpm



Stainless steel motor shaft



Noryl impeller

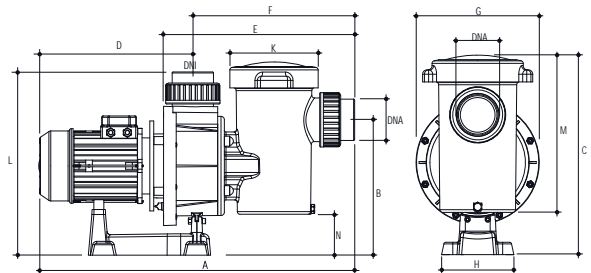
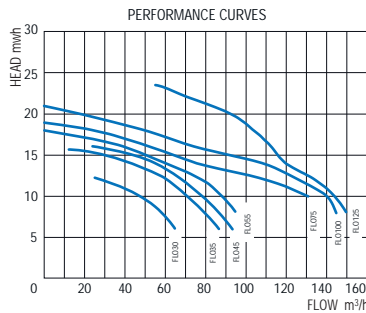


d.110 slip connection

Description	Code	Pieces/box	Weight Kg	Volume m ³
• 3 HP, Monophase, FLO 300M	0111FLO30M	1	33,250	
• 3 HP, Triphase, FLO 300T	0111FLO30	1	32,250	
• 3,5 HP, Monophase, FLO 350M	0111FLO35M	1	33,250	
• 3,5 HP, Triphase, FLO 350T	0111FLO35	1	32,250	
• 4,5 HP, Triphase, FLO 450T	0111FLO45	1	35,350	
• 5,5 HP, Triphase, FLO 550T	0111FLO55	1	42,100	
• 7,5 HP, Triphase, FLO 750T	0111FLO75	1	49,950	
• 10 HP, Triphase, FLO 1000T	0111FLO100	1	56,100	
• 12,5 HP, Triphase, FLO 1250T	0111FLO125	1	56,100	

PS: * All models could be coupled with larger capacity pre-filters upon request.

** In cases of high pressure due to pool depth, a polyester pre-filter is recommended. Please refer to stock code 013209 - FR Polyester Pre-filter.



PUMP TYPE	HP	CONDENSER (µF)	AMPERES			HEAD mwh								
			II 220 V	III 230 V	III 380 V	6	8	10	12	14	16	17		
0111FLO30	3,0	-	-	10,40	6,00	65,00	56,50	47,00	25,00	-	-	-	-	-
0111FLO35	3,5	-	-	10,40	6,00	86,00	78,00	70,00	60,00	45,00	12,00	-	-	-
0111FLO45	4,5	-	-	11,70	6,75	94,00	88,00	78,00	68,00	55,00	24,00	-	-	-
0111FLO55	5,5	-	-	13,80	8,00	102,00	95,00	88,00	78,00	60,00	40,00	23,00	-	-

PUMP TYPE	HP	CONDENSER (µF)	AMPERES			HEAD mwh									
			230 V	III 400 V	III 700 V	8	10	12	14	16	18	20	24	25	
0111FLO75	7,5	-	-	12,10	7,00	140,00	131,00	110,00	76,00	53,00	25,00	-	-	-	-
0111FLO100	10,0	-	-	15,80	9,20	145,00	140,00	126,00	108,00	75,00	50,00	18,00	-	-	-
0111FLO125	12,5	-	-	15,80	9,20	150,00	144,00	134,30	120,00	113,00	104,00	92,70	56,80	-	-

PUMP TYPE	DIMENSIONS														Net Weight (Kg)	Gross Weight (Kg)
	DNA	DNI	A	K	B	C	D	E	F	G	H	L	M	N		
0111FLO30	4"	4"	890	265	415	580	400	573	485	358	210	550	467	113	30,750	32,250
0111FLO35	4"	4"	890	265	415	580	400	573	485	358	210	550	467	113	30,750	32,250
0111FLO45	4"	4"	890	265	415	580	400	573	485	358	210	550	467	113	33,850	35,350
0111FLO55	4"	4"	910	265	415	580	420	573	485	358	210	550	467	113	40,600	42,100
0111FLO75	4"	4"	910	265	415	580	420	573	485	358	210	550	467	113	48,450	49,950
0111FLO100	4"	4"	930	265	415	580	440	573	485	358	210	550	467	113	54,600	56,100
0111FLO125	4"	4"	930	265	415	580	440	573	485	358	210	550	467	113		

SUCTION PIPE DIMENSIONS

PUMP TYPE	0111FLO30	0111FLO35	0111FLO45	0111FLO55	0111FLO75	0111FLO100	0111FLO125
SUCTION PIPE Ø	4 1/2" (Ø125 mm)	5" (Ø140 mm)	5" (Ø140 mm)	6" (Ø160 mm)	7" (Ø200 mm)	7" (Ø200 mm)	7" (Ø200 mm)

Note: We recommend using conical reducers at the pump suction point when reducing from the above pipe diameters down to 4" (110 mm).

We reserve our right to change all or part of the features of the articles or contents of this document, without prior notice.

1450 rpm



Self-priming Pool Pumps

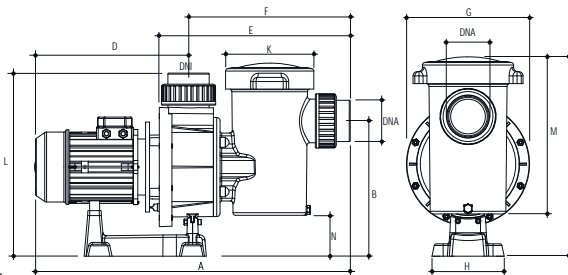
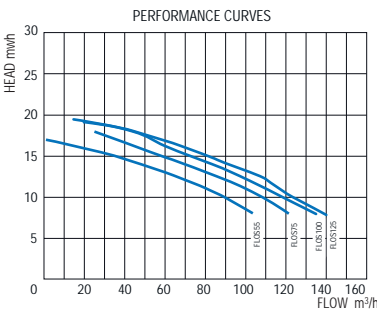
GEMAS "FLOODER"

Self-priming, thermoplastic body Commercial Pool Pump; complete with 20 l pre-filter. Suction and Discharge 4" (Ø110). Connections are with slip unions. **Pump shaft in stainless steel.** 1450 rpm - IP55 Motor.



Description	Code	Pieces/box	Weight Kg	Volume m ³
• 5,5 HP, Triphase, FLOS550T	0111FLOS55	1	42,100	0,213
• 7,5 HP, Triphase, FLOS750T	0111FLOS75	1	49,950	0,213
• 10 HP, Triphase, FLOS1000T	0111FLOS100	1	56,100	0,213
• 12,5 HP, Triphase, FLOS1250T	0111FLOS125	1	56,100	0,213

PS: * All models can be produced with Ø125 or Ø110 mm suction connection.
 ** In cases of High Pressure due to pool depth, a polyester pre-filter is preferred.
 See stock code 013209 - FR Polyester pre-filter.



Stainless steel motor shaft



Noryl impeller



d.110 slip connection

PUMP TYPE	HP	CONDENSER (µF)	AMPERES			HEAD mwh								
			II 220 V	220 V	III 380 V	6	8	10	12	14	16	17		
0111FLOS55	5,5	-	-	-	-	-	105,00	90,00	70,00	45,00	15,00	-	-	-

PUMP TYPE	HP	CONDENSER (µF)	AMPERES III			HEAD mwh									
			230 V	400 V	700 V	8	10	11	12	13	14	16	18	19	
0111FLOS75	7,5	-	-	-	-	120,00	107,00	100,00	90,00	80,00	66,00	43,00	25,00	10,00	
0111FLOS100	10,0	-	-	-	-	135,00	120,00	110,00	103,00	97,00	83,00	60,00	35,00	20,00	
0111FLOS125	12,5	-	-	-	-	140,00	123,00	-	110,00	-	85,00	65,00	35,00	18,00	

PUMP TYPE	DIMENSIONS													Net Weight (Kg)	Gross Weight (Kg)	
	DNA	DNI	A	K	B	C	D	E	F	G	H	L	M			N
0111FLOS55	4"	4"	910	265	415	580	420	573	485	358	210	550	467	113	40,600	42,100
0111FLOS75	4"	4"	910	265	415	580	420	573	485	358	210	550	467	113	48,450	49,950
0111FLOS100	4"	4"	935	265	415	580	440	573	485	358	210	550	467	113	54,600	56,100
0111FLOS125	4"	4"	935	265	415	580	440	573	485	358	210	550	467	113	54,600	56,100

SUCTION PIPE DIMENSIONS

PUMP TYPE	0111FLOS55	0111FLOS75	0111FLOS100	0111FLOS125
SUCTION PIPE Ø	6" (Ø160 mm)	7" (Ø200 mm)	7" (Ø200 mm)	7" (Ø200 mm)

Note: We recommend using conical reductions at the pump suction point if reducing from the above pipe diameters down to 4" (110 mm).

Self-priming Pool Pumps

GEMAS "FLOODER JET"

Self-priming, thermoplastic body Jet Pump. Suction and Discharge 4" (Ø110). Connections are with slip union. 2850 rpm - IP55 Motor. Pump shaft in stainless steel.



2850 rpm



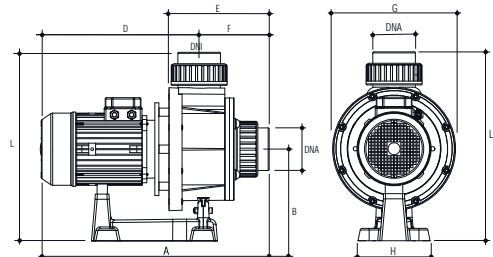
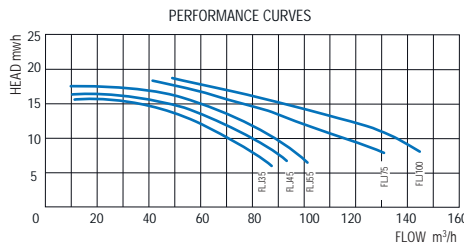
Stainless steel motor shaft



Noryl impeller

Description	Code	Pieces/box	Weight Kg	Volume m ³
• 3 HP, Monophase, FLJ 300M	0111FLJ30M	1	27,000	0,150
• 3 HP, Triphase, FLJ 300T	0111FLJ30	1	26,000	0,150
• 3,5 HP, Monophase, FLJ 350M	0111FLJ35M	1	27,000	0,150
• 3,5 HP, Triphase, FLJ 350T	0111FLJ35	1	26,000	0,150
• 4,5 HP, Triphase, FLJ 450T	0111FLJ45	1	29,900	0,150
• 5,5 HP, Triphase, FLJ 550T	0111FLJ55	1	37,300	0,150
• 7,5 HP, Triphase, FLJ 750T	0111FLJ75	1	45,250	0,150
• 10 HP, Triphase, FLJ 1000T	0111FLJ100	1	51,400	0,150
• 12,5 HP, Triphase, FLJ 1250T	0111FLJ125	1	51,400	0,150

PS: All models can be produced with Ø125 or Ø110 mm suction connection.



PUMP TYPE	HP	CONDENSER (µF)	AMPERES			HEAD mwh						
			II 220 V	III		6	8	10	12	14	16	17
				220 V	380 V							
0111FLJ30	3,0	-	-	-	-	65,00	56,50	47,00	25,00	-	-	-
0111FLJ35	3,5	-	-	10,40	6,00	86,00	78,00	70,00	60,00	45,00	12,00	-
0111FLJ45	4,5	-	-	11,70	6,75	94,00	88,00	78,00	68,00	55,00	24,00	-
0111FLJ55	5,5	-	-	13,80	8,00	102,00	95,00	88,00	78,00	68,00	50,00	28,00

PUMP TYPE	HP	CONDENSER (µF)	AMPERES			HEAD mwh								
			III 230 V	III		8	10	11	12	13	14	16	18	21
				400 V	700 V									
0111FLJ75	7,5	-	-	12,10	7,00	121,00	112,00	107,00	101,00	96,00	87,00	65,50	42,50	-
0111FLJ100	10,0	-	-	15,80	9,20	145,00	136,60	130,00	123,00	113,00	101,50	78,50	49,50	-
0111FLJ125				15,80	9,20	150,00	144,00		134,30		120,00	113,00	104,00	

PUMP TYPE	DIMENSIONS										Net Weight (Kg)	Gross Weight (Kg)
	DNA	DNI	A	B	D	E	F	G	H	L		
0111FLJ30	4"	4"	600	268	395	293	205	358	210	550	25,750	27,000
0111FLJ35	4"	4"	600	268	395	293	205	358	210	550	25,750	27,000
0111FLJ45	4"	4"	600	268	395	293	205	358	210	550	28,650	29,900
0111FLJ55	4"	4"	620	268	415	293	205	358	210	550	36,050	37,300
0111FLJ75	4"	4"	620	268	415	293	205	358	210	550	44,000	45,250
0111FLJ100	4"	4"	640	268	435	293	205	358	210	550	50,150	51,400
0111FLJ125	4"	4"	640	268	435	293	205	358	210	550		

SUCTION PIPE DIMENSIONS

PUMP TYPE	0111FLJ35	0111FLJ45	0111FLJ55	0111FLJ75	0111FLJ100	0111FLJ125
SUCTION PIPE Ø	5" (Ø140 mm)	5" (Ø140 mm)	6" (Ø160 mm)	7" (Ø200 mm)	7" (Ø200 mm)	7" (Ø200 mm)

Note: We recommend using conical reductions at the pump suction point if reducing from the above pipe diameters down to 4" (110 mm).

1450 rpm



Self-priming Pool Pumps

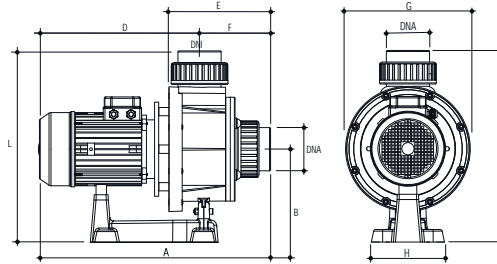
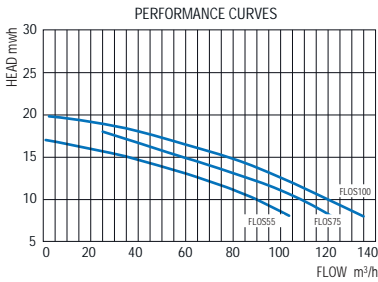
GEMAS "FLOODER JET"

Self-priming, thermoplastic body Jet Pump. Suction and Discharge 4" (Ø110). Connections are with slip union. 1450 rpm - IP55 Motor. Pump shaft in stainless steel.



Description	Code	Pieces/box	Weight Kg	Volume m ³
•5,5 HP, Triphase, FLJS 550T	0111FLJS55	1	37,300	0,150
•7,5 HP, Triphase, FLJS 750T	0111FLJS75	1	45,250	0,150
•10 HP, Triphase, FLJS 1000T	0111FLJS100	1	51,400	0,150
•12,5 HP, Triphase, FLJS 1250T	0111FLJS125	1	51,400	0,150

PS: All models can be produced with Ø125 or Ø110 mm suction connection.



Stainless steel motor shaft



Noryl impeller

PUMP TYPE	HP	CONDENSER (µF)	AMPERES			HEAD mwh								
			II 220 V	220 V	III 380 V	6	8	10	12	14	16	17		
			FLOW m ³ /h											
0111FLJS55	5,5	-	-	-	-	105,00	90,00	70,00	45,00	15,00	-	-	-	-

PUMP TYPE	HP	CONDENSER (µF)	AMPERES			HEAD mwh									
			III 230 V	400 V	700 V	8	10	11	12	13	14	16	18	19	
			FLOW m ³ /h												
0111FLJS75	7,5	-	-	-	-	120,00	107,00	100,00	90,00	80,00	66,00	43,00	25,00	10,00	
0111FLJS100	10,0	-	-	-	-	135,00	120,00	110,00	103,00	97,00	83,00	60,00	35,00	20,00	
0111FLJS125	12,5	-	-	-	-	140,00	123,00	-	110,00	-	85,00	65,00	35,00	18,00	

PUMP TYPE	DIMENSIONS										Net Weight (Kg)	Gross Weight (Kg)
	DNA	DNI	A	B	D	E	F	G	H	L		
0111FLJS55	4"	4"	665	268	460	293	205	358	210	550	36,050	37,300
0111FLJS75	4"	4"	665	268	460	293	205	358	210	550	44,000	45,250
0111FLJS100	4"	4"	705	268	500	293	205	358	210	550	50,150	51,400
0111FLJS125	4"	4"	705	268	500	293	205	358	210	550	50,150	51,400

SUCTION PIPE DIMENSIONS

PUMP TYPE	0111FLJS55	0111FLJS75	0111FLJS100	0111FLJS125
SUCTION PIPE Ø	6"(Ø160 mm)	7"(Ø200 mm)	7"(Ø200 mm)	7"(Ø200 mm)

Note: We recommend using conical reductions at the pump suction point if reducing from the above pipe diameters down to 4" (110 mm).

Self-priming Pool Pumps

GEMAS "MEGA FLOODER"

Self-priming, thermoplastic body Commercial Pool Pump;
WITHOUT pre-filter. Pump shaft in stainless steel.
2850 rpm - IP55 Motor.

2850 rpm



Stainless steel motor shaft

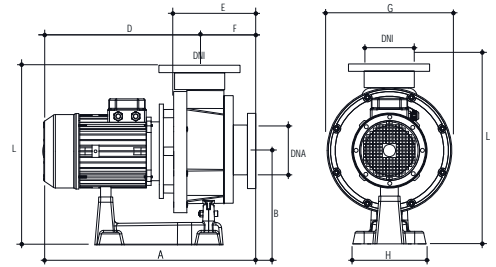
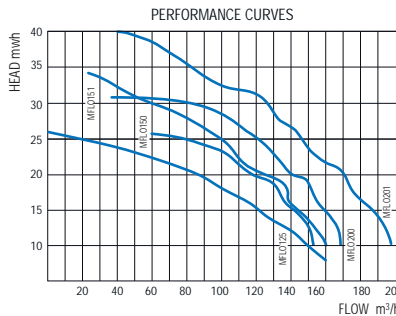


Special polyester base for heavy-duty applications



Description	Code	Pieces/box	Weight Kg	Volume m ³
• 12,5 HP, Triphase, MFLO 1250T	0111MFL125	1	51,400	
• 15 HP, Type I Triphase, MFLO 1500T	0111MFL150	1	153,000	
• 15 HP, Type II Triphase, MFLO 1500T	0111MFL151	1	153,000	
• 20 HP, Type I Triphase, MFLO 2000T	0111MFL200	1	187,000	
• 20 HP, Type II Triphase, MFLO 2000T	0111MFL201	1	187,000	
• 6" Plastic pre-filter 40 l	013331	1	25,700	
• 5"-6" Polyester laminated pre-filter, 20 l	013217	1	16,700	
• 5"-8" Polyester laminated pre-filter, 65 l	0132241	1	31,500	

Note: Please refer to the "Pump pre-filters (Strainers)" section for pre-filter options and prices.



013331

PUMP TYPE	HP	CON-DEN-SER (µF)	AMPERES			HEAD mwh																				
			II 220V	220V	III 380V	10	12	14	16	18	20	22	24	26	28	31	32	33	34	37	41					
0111MFLO125	12,5	-	-	-	-	150,00	141,00	127,00	116,50	101,00	87,00	65,00	37,50	-	-	-	-	-	-	-	-	-	-	-	-	-
0111MFLO150	15,0	-	-	-	-	152,00	151,00	144,00	136,00	130,00	118,00	108,00	88,00	60,00	-	-	-	-	-	-	-	-	-	-	-	-
0111MFLO200	20,0	-	-	-	-	169,00	165,00	161,00	155,00	150,00	140,00	134,00	124,00	114,00	92,00	36,00	-	-	-	-	-	-	-	-	-	-
0111MFLO151	15,0	-	-	-	-	160,00	153,00	144,00	138,00	128,00	124,00	110,00	104,00	93,00	74,00	49,00	39,00	31,00	22,50	-	-	-	-	-	-	-
0111MFLO201	20,0	-	-	-	-	197,00	185,00	183,00	177,00	167,00	160,00	151,00	143,00	134,00	123,00	100,00	90,00	86,00	78,00	56,00	18,00	-	-	-	-	-

PUMP TYPE	DIMENSIONS											Net Weight (Kg)		Gross Weight (Kg)			
	DNA	DNI	A	B	C	D	E	F	G	H	L	Mo.	Tri.	Mo.	Tri.		
0111MFLO125																	
0111MFLO150	5"	5"	700	280	-	540	260	160	360	420	252	-	139	-	153	-	-
0111MFLO200	5"	5"	700	280	-	640	260	160	360	420	252	-	170	-	187	-	-
0111MFLO151	5"	5"	700	280	-	540	260	160	360	420	252	-	139	-	153	-	-
0111MFLO201	5"	5"	700	280	-	640	260	160	360	420	252	-	170	-	187	-	-

SUCTION PIPE DIMENSIONS

PUMP TYPE	0111FLO125	0111MFLO150	0111MFLO200
SUCTION PIPE Ø	8"(Ø225 mm)	8"(Ø225 mm)	8"(Ø225 mm)
PUMP TYPE	0111MFLO151	0111MFLO201	
SUCTION PIPE Ø	8"(Ø225 mm)	8"(Ø225 mm)	



Polyester laminated pre-filter (optional)

- 1- Locking nut
- 2- Transparent lid
- 3- O-ring
- 4- Pre-filter basket
- 5- Pre-filter body
- 6- Gasket for drain
- 7- Drain plug
- 8- Connection screws
- 9- Body gasket
- 10- Body o-ring





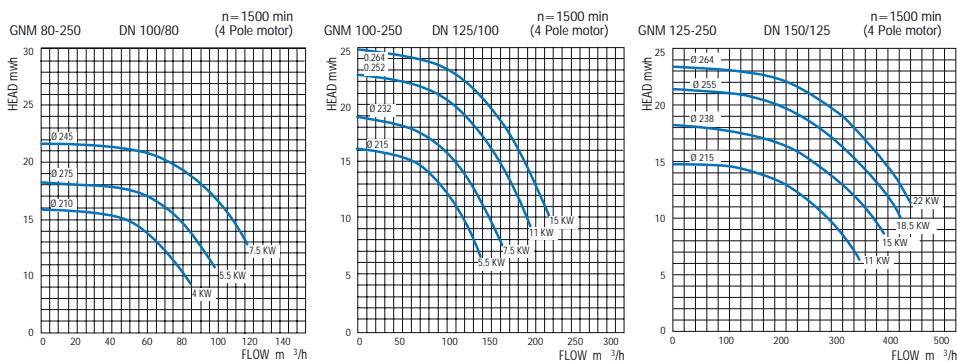
Cast Iron Pool Pumps

GEMAS "PUMPEX CAST IRON POOL PUMPS"

Cast iron body with mechanical seal and triphase motor. Shaft in Inox 420. 1450 rpm. Body for 10 bar pressure. In conformity with DIN 24255. Pre-filter not included in the price.

Description	Code	Pieces/box	Weight Kg	Volume m ³
•GNM 80-250. 70 m ³ /h - 16 mwh - 7,5 HP (5,5 kw) 4"- 3" Discharge - Ø 225 Fan.	011212P	1		
•GNM 100-250. 100 m ³ /h - 16 mwh - 10 HP (7,5 kw) 5"- 4" Discharge - Ø 232 Fan.	011222P	1		
•GNM 100-250. 150 m ³ /h - 16 mwh - 15 HP (11 kw) 5"- 4" Discharge - Ø 252 Fan.	011223P	1		
•GNM 125-250. 230 m ³ /h - 16 mwh - 20 HP (15 kw) 6"- 5" Discharge - Ø 238 Fan.	011231P	1		


Note: 1- The pumps listed are produced upon request, with a lead time of approximately 7-15 days. Please inquire about the prices for capacities that are not included in the list.
2- Pumps with a bronze fan and stainless steel shaft are available at a 30% higher price."



Pump Bases and Vibration Bricks


Pump Bases and Vibration Mounts The pump base is made of AISI 304 grade stainless steel and is specifically designed for pumps with a maximum power of 3 HP.

Description	Code	Pieces/box	Weight Kg	Volume m ³
•Single	01411	1	4,330	0,030
•Double	01412	1	8,320	0,040



FR Polyester Pump Base. Can be used for all Streamer and Flooder models up to 10 HP. 375 x 250 x 190 mm.

Description	Code	Pieces/box	Weight Kg	Volume m ³
•Single	01413	1		



Vibration mount Installed to minimize pump vibration.

Description	Code	Pieces/box	Weight Kg	Volume m ³
•M8, Ø30 - 25 mm	0111STS10	1		
•M10, Ø50 - 35 mm	0111STS21	1		



Pump Pre-Filters (Strainers)



01312

Stainless Steel pre-filters

AISI 304 Quality Stainless Steel pre-filter. Lid with washer and nuts. Connections with Loose Flange.

Description	Code	Pieces/box	Weight Kg	Volume m ³
• 5"	01312	1	15,000	
• 6"	01313	1	17,350	
• 8"	01314	1	19,450	

Plastic pre-filters

Fiberglass Reinforced PP Body. 20 l and 40 l capacity. PP basket. Polycarbonate transparent lid.

Description	Code	Pieces/box	Weight Kg	Volume m ³
• 4" - Unions	013311	1	9,740	
• 5" - Flanged	013321	1	10,750	
• Stainless Steel Pre-filter Basket AISI 304 Quality	0111FL01	1		
• 6" - Flanged - 40 l	013331	1	25,300	



013311



013321



013331



FR Polyester pre-filters

Fiberglass reinforced polyester body pre-filter. Plastic pre-filter basket, transparent acrylic lid, loose flange.

Description	Code	Pieces/box	Weight Kg	Volume m ³
• 4"-4,5" Suitable for Flooder Pump	013209	1		
• 4"	013210	1		
• 6"	013323	1		



Fiberglass reinforced polyester pre-filter. Loose flange connection and 20 l capacity. Pipe connections can be produced according to demand. The basket and opening mechanism are made of stainless steel. Transparent acrylic lid. Can be used up to 160 mm connections.

Description	Code	Pieces/box	Weight Kg	Volume m ³
• 4"	013211	1	16,700	0,140
• 5"	013212	1	16,700	0,140
• 6"	013213	1	16,700	0,140

Pump Pre-Filters (Strainers)

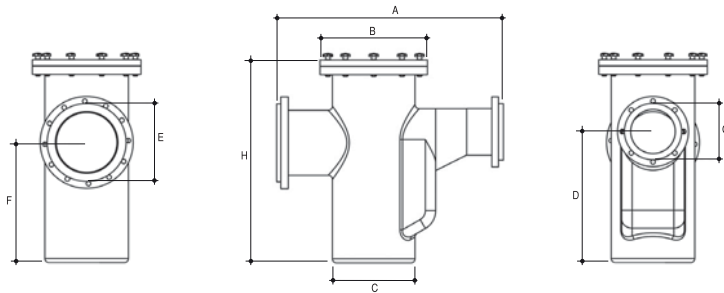
Fiberglass reinforced polyester pre-filter. Loose flange connection and **65 l** capacity. Pipe connections can be produced according to demand. Stainless steel basket. Transparent acrylic lid. Can be used up to 225 mm connections.

Description	Code	Pieces/box	Weight Kg	Volume m ³
• 4"	013215	1	31,500	0,340
• 5"	013216	1	31,500	0,340
• 6"	013223	1	31,500	0,340
• 8"	013229	1		



Fiber glass reinforced polyester pre-filter. Loose flange connection. Ø280, Ø315 and Ø355 has **125 l** Ø400 and Ø450 has **285 l** capacity. AISI 304 quality stainless steel basket. Transparent acrylic lid. Can be used up to 225 mm connections.

Description	Code	Pieces/box	Weight Kg	Volume m ³
• 8"- Ø280	013224	1		
• 8"- Ø315	013225	1		
• 8"- Ø355	013226	1		
• 8"- Ø400	013227	1		
• 8"- Ø450	013228	1		



PRE-FILTER TYPE	Code	DIMENSIONS							
		A	B	C	D	E	F	G	H
Ø225 - Ø280	013224	1098	520	400	635	Ø280	582	Ø225	983
Ø225 - Ø315	013225	1098	520	400	635	Ø315	582	Ø225	983
Ø225 - Ø355	013226	1098	520	400	635	Ø355	582	Ø225	983
Ø225 - Ø400	013227	1373	680	553	864	Ø400	788	Ø225	1220
Ø225 - Ø450	013228	1373	680	553	864	Ø400	788	Ø225	1220



Submersible Pumps

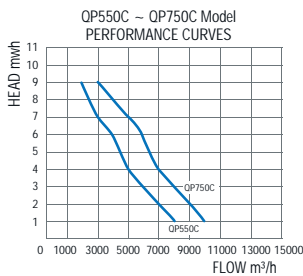


QP550C ~ QP750C Model:

IPX8, plastic body, mechanical seal, automatic reset thermal protected motor, submersible pump suitable for clean and dirty water discharge with impeller suitable for **maximum 5 mm grain size** for dirty water discharge. It has vertical electronic factor against floater malfunction in the drain pit. 10 m cable. Max. water temperature is 35°C, ambient temperature is 40°C.

Description	Code	Pieces/box	Weight Kg	Volume m ³
• QP550C	013172	1	6,000	0,050
• QP750C	013173	1	7,000	0,050

PUMP TYPE	Power (W)	Inch	Max. Pressure (M)	Max. Flow (L/H)	Max. Water Depth (m)	Max. Grain Size	Cable Length (m)	HEAD mwh					
								1	2	4	6	7	9
								FLOW m ³ /h					
QP550C	550	1 1/4"	8.0	11000	7	5 mm	H05RN-F3G 1.0 mm 2x10 m	8	7	5	4	3	2
QP750C	750	1 1/4"	8.5	12500	7	5 mm	H07RN-F3G 1.0 mm 2x10 m	10	9	7	6	5	3



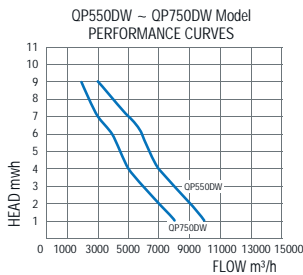
QP550 DW ~ QP750 DW Model:

IPX8, plastic body, mechanical seal, automatic reset thermal protected motor, submersible pump suitable for clean and dirty water discharge with impeller suitable for **maximum 35 mm grain size** for dirty water discharge. It has vertical electronic factor against floater malfunction in the drain pit. 10 m cable. Max. water temperature is 35°C, ambient temperature is 40°C.



Description	Code	Pieces/box	Weight Kg	Volume m ³
• QP550DW	013191	1	6,000	0,050
• QP750DW	013192	1	7,000	0,050

PUMP TYPE	Power (W)	Inch	Max. Pressure (M)	Max. Flow (L/H)	Max. Water Depth (m)	Max. Grain Size	Cable Length (m)	HEAD mwh					
								1	2	4	6	7	9
								FLOW m ³ /h					
QP550DW	550	1 1/4"	6.5	10000	7	35 mm	H05RN-F3G 1.0 mm 2x10 m	8	7	5	4	3	2
QP750DW	750	1 1/4"	7.5	13000	7	35 mm	H07RN-F3G 1.0 mm 2x10 m	10	9	7	6	5	3



Environment friendly

“Seljuk” BL High Rate Sand Filter

GEMAS “Seljuk” It is produced from high quality PP material with plastic injection molding technology. The upper and lower parts are joined using a special welding technique. Complete with transparent lid, multiport valve, fittings, pressure gauge and air vent. **2-year warranty.** Test pressure 3,5 kg/cm², Maximum working pressure 2.5 kg/cm², Maximum filtration rate 50 m³/h/m².

2 years Parts WARRANTY



021133

CE



Folding collector arms




Top mount



Transparent bolted lid (Patented)

Description	Code	Pieces/box	Weight Kg	Volume m ³
•Ø500 1,5" multiport valve	021131	1	12,000	0,215
•Ø630 1,5" multiport valve	021132	1	13,350	0,325
•Ø710 2" multiport valve	021133	1	18,500	0,440
•Ø900 2" multiport valve	021134	1		
•Ø500 1,5" multiport valve	021131T	1	11,514	0,215
•Ø630 1,5" multiport valve	021132T	1	13,350	0,325
•Ø710 2" multiport valve	021133T	1	18,500	0,440
•Ø900 2" multiport valve	021134T	1		



TECHNICAL CHARACTERISTICS

MODEL	021131	021132	021133	021134	021131T	021132T	021133T	021134T
D (mm)	500	630	710	900	500	630	710	900
H ₁ (mm)	765	850	920	990	845	930	1030	1100
H ₂ (mm)	-	-	-	-	-	-	-	-
H ₃ (mm)	665	750	820	890	665	750	820	890
H ₄ (mm)	430	475	510	550	-	-	-	-
H ₅ (mm)	300	345	360	400	-	-	-	-
W (mm)	260	260	295	295	-	-	-	-
CONNECTIONS Ø (mm)	1,5"	1,5"	2"	2"	1,5"	1,5"	2"	2"
FLOW (m ³ /h) (50 m ³ /h/m ²)	10	16	20	32	10	16	20	32
SAND (Kg)	100	150	250	450	100	150	250	450
NET WEIGHT (Kg)	12.000	13.350	18.500	-	12.000	13.350	18.500	-



021131T



021132



021134

“Injectrone” High Rate Sand Filters



GEMAS “INJECTRONE” PLASTIC SAND FILTER.

Made of Injection plastic (PP). The upper and lower parts are joined with a special welding technique. As the bed depth is higher than other filter models, the filtration quality is considerably higher. Sand water discharge openings are available at both front and rear, installed w/discharge valve. Easy to open clear threaded lid (2 cm wider than bolted lid). Complete with multiport valve, fittings, and pressure gauge. **5-years body warranty.** Test pressure 3,5 kg/cm², maximum operation pressure 2,5 kg/cm², Maximum filtration rate 50 m³/h/m².



Transparent threaded lid



Side multiport valve

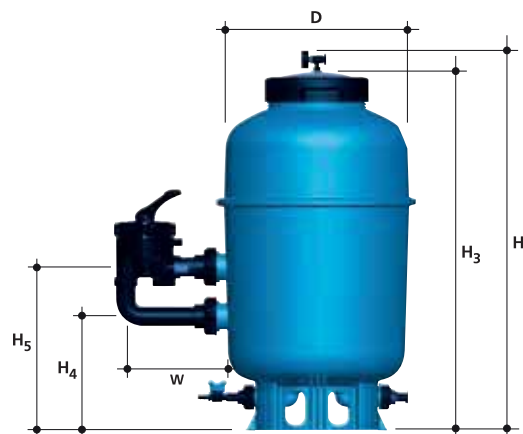


Water drainage with valve



Folding collector arms

Description	Code	Pieces/box	Weight Kg	Volume m ³
• Ø500 mm 1,5" multiport side valve - 10 m ³ /h	0211011	1	17,000	0,180
• Ø600 mm 1,5" multiport side valve - 14 m ³ /h	0211012	1	27,000	0,270



TECHNICAL CHARACTERISTICS

MODEL	0211011	0211012
D (mm)	500	600
H ₁ (mm)	960	1030
H ₂ (mm)	-	-
H ₃ (mm)	910	980
H ₄ (mm)	290	320
H ₅ (mm)	415	445
W (mm)	260	260
CONNECTIONS Ø (mm)	1,5"	1,5"
FLOW (m ³ /h) (50 m ³ /h/m ²)	10	14
SAND (Kg)	125	170
NET WEIGHT (Kg)	8.000	11.000



Easy Sand Change!

Environment friendly



**2 years
Parts
WARRANTY**

“Injectrone CL” High Rate Sand Filters

GEMAS “INJECTRONE CL” PLASTIC SAND FILTER.

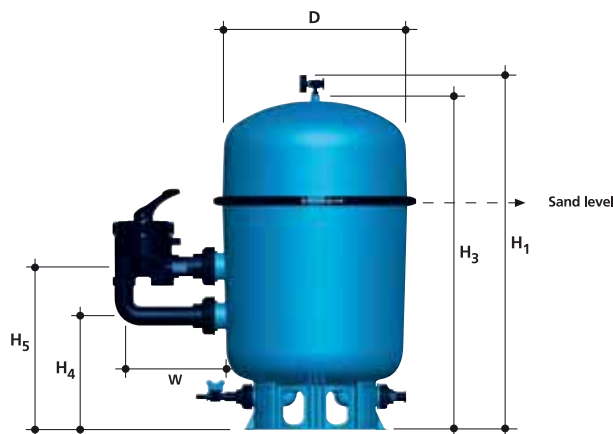
It is injected with glass reinforced plastic (PA) in two parts.

Upper and lower parts are integrated with metal clamp. Since the depth of sand bed is equal to the height of the lower part, the filter sand can be easily serviced by dismantling the clamp.

As the bed depth is higher than other filter models, the filtration quality is considerably higher. Sand water discharge openings are available at both front and rear, installed w/discharge valve.

Complete with multiport valve, fittings, and pressure gauge. **2-years body warranty.** Test pressure 3,5 kg/cm², maximum operation pressure 2,5 kg/cm², Maximum filtration rate 50 m³/h/m².

Description	Code	Pieces/box	Weight Kg	Volume m ³
• Ø500 mm - 1,5" multiport side valve - 10 m ³ /h	0211111	1	21,000	0,180
• Ø600 mm - 1,5" multiport side valve - 14 m ³ /h	0211112	1	31,000	0,270



Metal clamp



Side multiport valve



Water drainage with valve



Folding collector arms

TECHNICAL CHARACTERISTICS

MODEL	0211111	0211112
D (mm)	500	600
H ₁ (mm)	960	1030
H ₂ (mm)	-	-
H ₃ (mm)	910	980
H ₄ (mm)	290	320
H ₅ (mm)	415	445
W (mm)	260	260
CONNECTIONS Ø (mm)	1,5"	1,5"
FLOW (m ³ /h) (50 m ³ /h/m ²)	10	14
SAND (Kg)	125	170
NET WEIGHT (Kg)	8.000	11.000

“Fusion SL” High Rate Sand Filters



0211211S

GEMAS “FUSION SL” PLASTIC SAND FILTERS.

Made of Injection Plastic (PP). The upper and lower parts are joined with a special welding technique. Easy to open clear threaded lid (2 cm wider than bolted lid). Complete with multiport valve, fittings, and pressure gauge.

2-years body warranty. Test pressure 3.5 kg/cm², maximum operation pressure 2,5 kg/cm², Maximum filtration rate 50 m³/h/m².



0211211S

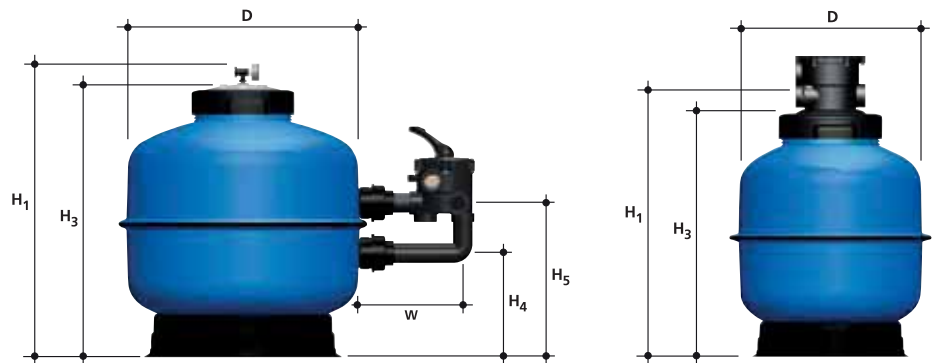


0211212ST



0211211ST

Description	Code	Pieces/box	Weight Kg	Volume m ³
• Ø500 mm - 10 m ³ /h 1,5" m. valve	0211211S	1	11,700	0,200
• Ø600 mm - 14 m ³ /h 1,5" m. valve	0211212S	1	15,700	0,325
• Ø500 mm - 10 m ³ /h 1,5" top m. valve	0211211ST	1	12,000	0,200
• Ø600 mm - 14 m ³ /h 1,5" top m. valve	0211212ST	1	16,000	0,325



TECHNICAL CHARACTERISTICS

MODEL	0211211S	0211212S	0211211ST	0211212ST
D (mm)	500	600	500	600
H ₁ (mm)	715	760	630	660
H ₂ (mm)	-	-	-	-
H ₃ (mm)	660	705	830	860
H ₄ (mm)	260	280	-	-
H ₅ (mm)	390	410	-	-
W (mm)	260	260	-	-
CONNECTIONS Ø (mm)	1,5"	1,5"	1,5"	1,5"
FLOW (m ³ /h) (50 m ³ /h/m ²)	10	14	10	14
SAND (Kg)	75	100	75	100
NET WEIGHT (Kg)	7,000	14,000	7,000	14,000



Folding collector arms



Environment friendly

2 years Parts WARRANTY

“Filtrone” High Rate Sand Filters


GEMAS “FILTRONE” PLASTIC SAND FILTERS.

Filter shell made of PE Plastic by Rotational Moulding. One-piece body, including pressure gauge, side mounted multiport valve and air purge. Optional Transparent Bolted Lid. **2-years body warranty.** Test pressure 3,5 kg/cm². Max. operation pressure 2 kg/cm². Filtration rate: 50 m³/h/m².

Description	Code	Pieces/box	Weight Kg	Volume m ³
•Ø560 mm - 12 m ³ /h 1,5" m. valve	021818	1	16,500	0,215
•Ø615 mm - 15 m ³ /h 1,5" m. valve	021813	1	19,500	0,325
•Ø760 mm - 22 m ³ /h 2" m. valve	021814	1	26,500	0,440
•Ø920 mm - 33 m ³ /h 2" m. valve	021815	1	37,500	0,790
•Ø560 mm - 12 m ³ /h 1,5" top m. valve	021826	1	14,500	0,215
•Ø615 mm - 15 m ³ /h 1,5" top m. valve	021823	1	19,500	0,325
•Ø760 mm - 22 m ³ /h 2" top m. valve	021824	1	24,500	0,440
•Ø920 mm - 33 m ³ /h 2" top m. valve	021825	1	35,500	0,790



Transparent bolted lid (Optional) (Patented)



Water drainage

TECHNICAL CHARACTERISTICS

MODEL	021818	021813	021814	021815	021827	021823	021824	021825
D (mm)	560	615	760	920	560	615	760	920
H ₁ (mm)	730	805	925	1085	800	875	995	1155
H ₂ (mm)	610	680	805	965	610	680	805	965
H ₃ (mm)	670	745	885	1025	-	-	-	-
H ₄ (mm)	250	270	315	390	-	-	-	-
H ₅ (mm)	420	400	465	540	-	-	-	-
W (mm)	260	260	295	295	-	-	-	-
CONNECTIONS Ø (mm)	1,5"	1,5"	2"	2"	1,5"	1,5"	2"	2"
FLOW (m ³ /h) (50 m ³ /h/m ²)	12	15	22	33	12	15	22	33
SAND (Kg)	100	150	250	450	100	150	250	450
NET WEIGHT (Kg)	16,500	19,500	26,500	37,500	14,500	17,500	24,500	35,500

“Filtrone L” High Rate Sand Filters

Easy Sand Change !

Environment friendly

**2 years
Parts
WARRANTY**



GEMAS “FILTRONE L” PE PLASTIC SAND FILTERS.
Filter shell made of PE Plastic by Rotational Moulding.
One-piece body, large lid of 40 cm width including pressure gauge, side mounted multiport valve and air purge.
2-years body warranty. Test pressure 3,5 kg/cm². Max. operation pressure 2,5 kg/cm². Filtration rate: 50 m³/h/m³.



021815LL



021817LL

Ø 1000 Plastic Filter



21816LL

Unique in the Market

Description	Code	Pieces/box	Weight Kg	Volume m ³
• Ø615 mm - Large lid. 1,5" multiport side valve - 15 m ³ /h	021813LL	1	23,000	0,325
• Ø760 mm - Large lid. 2" multiport side valve - 22 m ³ /h	021814LL	1	30,000	0,440
• Ø920 mm - Large lid. 2" multiport side valve - 33 m ³ /h	021815LL	1	48,000	0,790
• Ø1000 mm - Large lid. without multiport valve 2,5" - 39 m ³ /h	021817LL	1	55,000	0,930
• Ø1200 mm - Large lid. without multiport valve 2,5" - 56 m ³ /h	021816LL	1	75,000	1,160



TECHNICAL CHARACTERISTICS

MODEL	021813LL	021814LL	021815LL	021817LL	021816LL
D (mm)	615	760	920	1000	1200
H ₁ (mm)	820	960	1110	1260	1310
H ₂ (mm)	-	-	-	-	-
H ₃ (mm)	760	900	1050	1200	1250
H ₄ (mm)	280	310	375	480	475
H ₅ (mm)	410	460	525	730	685
W (mm)	260	295	295	480	480
CONNECTIONS Ø (mm)	1,5"	2"	2"	2,5"	2,5"
FLOW (m ³ /h) (50 m ³ /h/m ²)	15	22	33	39	56
SAND (Kg)	125	250	450	700	1300
NET WEIGHT (Kg)	23,000	30,000	48,000	55,000	75,000



Easy Sand Change !

Environment friendly



“Filtrone LLT” High Rate Sand Filters

GEMAS “FILTRONE LLT” PLASTIC SAND FILTERS.

Filter shell made of PE plastic by rotational molding. Wide transparent threaded lid (400 mm inner diameter), complete with plastic opening handle, multiport valve, fittings, and pressure gauge. **2-years body warranty.**

Test pressure 3,5 kg/cm², maximum operation pressure 2,5 kg/cm², Maximum filtration rate 50 m³/h/m².



Easy opening 40 cm wide transparent lid

Description	Code	Pieces/box	Weight Kg	Volume m ³
• Ø615 mm - Large lid. 1,5" multiport side valve - 15 m ³ /h	021813LLT	1	25,000	0,325
• Ø760 mm - Large lid. 2" multiport side valve - 22 m ³ /h	021814LLT	1	32,000	0,440
• Ø920 mm - Large lid. 2" multiport side valve - 33 m ³ /h	021815LLT	1	50,000	0,790
• Ø1000 mm - Large lid. without multiport valve 2,5" - 39 m ³ /h	021817LLT	1	57,000	0,930
• Ditto, 2,5" multiport valve	021817LTM	1	57,000	0,930
• Ø1200 mm - Large lid. without multiport valve 2,5" - 56 m ³ /h	021816LLT	1	77,000	1,160
• Ditto, 3" multiport valve	021816LTM	1	77,000	1,160



021813LLT



021817LLT



TECHNICAL CHARACTERISTICS

MODEL	021813LLT	021814LLT	021815LLT	021817LLT	021816LLT
D (mm)	615	760	920	1000	1200
H ₁ (mm)	820	960	1110	1260	1280
H ₂ (mm)	-	-	-	-	-
H ₃ (mm)	760	900	1050	1200	1230
H ₄ (mm)	260	350	375	480	455
H ₅ (mm)	410	500	525	730	745
W (mm)	260	295	295	480	480
CONNECTIONS Ø (mm)	1,5"	2"	2"	2,5"	2,5"
FLOW (m ³ /h) (50 m ³ /h/m ²)	15	22	33	39	56
SAND (Kg)	125	250	450	700	1330
NET WEIGHT (Kg)	25,000	32,000	50,000	57,000	77,000

“Premium” High Rate Sand Filters



GEMAS “PREMIUM” PE PLASTIC SAND FILTERS.


Filter shell made of PE Plastic by Rotational Moulding.
One-piece body, including pressure gauge, side or top mounted multiport valve and air purge. **2-years body warranty.**
Test pressure 3,5 kg/cm². Max. operation pressure 2,5 kg/cm².
Filtration rate: 50 m³/h/m².



Description	Code	Pieces/box	Weight Kg	Volume m ³
Top mounted (clamped) multiport valve				
• Ø400 mm - 6,30 m ³ /h	021921	1	9,000	0,140
• Ø500 mm - 10,00 m ³ /h	021922	1	12,000	0,200
• Ø615 mm - 15,00 m ³ /h	021923	1	16,000	0,325
Side mounted multiport valve Including clamped lid & side connections				
• Ø400 mm - 6,30 m ³ /h	021911	1	8,700	0,140
• Ø500 mm - 10,00 m ³ /h	021912	1	11,700	0,200
• Ø615 mm - 15,00 m ³ /h	021913	1	15,700	0,325



Ergonomic clamped lid



Side multiport valve and Water drainage

TECHNICAL CHARACTERISTICS

	<i>Top mounted multiport valve</i>			<i>Side mounted multiport valve</i>		
MODEL	021921	021922	021923	021911	021912	021913
D (mm)	400	500	615	400	500	615
H ₁ (mm)	695	735	855	615	660	775
H ₂ (mm)	525	565	685	-	-	-
H ₃ (mm)	-	-	-	555	600	715
H ₄ (mm)	-	-	-	200	220	280
H ₅ (mm)	-	-	-	330	350	410
W (mm)	-	-	-	260	260	260
W1 (mm)	-	-	-	-	-	-
CONNECTIONS Ø (mm)	1,5"	1,5"	1,5"	1,5"	1,5"	1,5"
FLOW (m ³ /h) (50 m ³ /h/m ²)	6,3	10	15	6,3	10	15
SAND (Kg)	80	100	150	80	100	150
NET WEIGHT (Kg)	9,000	12,000	16,000	8,700	11,700	15,700



Folding collector arms



Environment friendly

2 years
Parts
WARRANTY

Deep Bed, Single / Multilayer Pool Filters

GEMAS "FILTRONE-HB" PE PLASTIC SAND FILTERS.

Filter Shell made of PE plastic by rotational moulding. One-piece body, includes pressure gauge, 1,5" side mounted multiport valve and air purge. **2-years body warranty.** Collector with laterals. Test pressure 3,5 kg/cm². Max. Operation pressure 2,5 kg/m².



40 cm wide opening



Folding collector arms

Description	Code	Pieces/box	Weight Kg	Volume m ³
• Ø615 mm Large Lid, 15 m ³ /h Medium deep - 1,5" multiport side valve	021813LH	1	31,000	0,444
• Ø615 mm - 1,5" multiport valve 11 m ³ /h w/single layer 15 m ³ /h w/multilayer	021813HB	1	35,200	0,584
• Ø615 mm - 1,5" multiport valve 11 m ³ /h w/single layer 15 m ³ /h w/multilayer	021813LHB	1	55,000	0,852

PS: All Filtrone Models are resistant against Ozone.



Side manhole



Large lid

TECHNICAL CHARACTERISTICS

MODEL	021813LH	021813HB	021813LHB
D (mm)	615	615	615
H₁ (mm)	1140	1500	1530
H₃ (mm)	1080	1440	1460
H₄ (mm)	410	580	580
H₅ (mm)	280	710	710
W (mm)	260	260	260
CONNECTIONS (Ø)	1,5"	1,5"	1,5"
FLOW (m³/h) (50 m²/h/m²)	15	15	15
FLOW (m³/h) (40 m²/h/m²)	12	12	12
ANTHRACITE 0,8 - 1,6 mm (lt)	-	200	200
QUARTZ SAND 0,5 - 1 mm (Kg)	200	200	200
QUARTZ SAND 1 - 3 mm (Kg)	100	150	150
NET WEIGHT (Kg)	31,000	34,250	37,150

“Turbidron-BL” Bobbin Wound Sand Filters



GEMAS “TURBIDRON BL” SAND FILTERS.


Filter shell made of ABS plastic and reinforced by fiberglass bobbin winding outside. Size Ø830 mm and above filter plastic shell is made of one piece. ROTOMOLDED PE inner shell and bobbin winding outside. Filter lid is with bolts. Complete with pressure gauge, air purge and side mounted multiport valve. Test pressure 4,0 kg/cm². Max. operation pressure 2,5 kg/cm². Filtration rate: 50 m³/h/m². **2-years body warranty.**



Transparent bolted lid
(Optional) (Patented)



Description	Code	Pieces/ box	Weight Kg	Volume m ³
• Ø500 mm - 10 m ³ /h 1,5" multiport valve	021712	1	17,000	0,215
• Ø630 mm - 16 m ³ /h 1,5" multiport valve	021713	1	20,000	0,325
• Ø710 mm - 20 m ³ /h 2" multiport valve	021714	1	32,000	0,440
• Ø830 mm - 27 m ³ /h 2" multiport valve	021715	1	38,000	0,660
• Ø900 mm - 32 m ³ /h 2" multiport valve	021716	1	47,000	0,790
• Ø1000 mm - 39 m ³ /h 2,5" multiport valve	021717M	1	58,000	0,930
• Ø1000 mm - 39 m ³ /h 2,5" without m.v	021717	1	58,000	0,930
• Ø500 mm - 10 m ³ /h 1,5" top multiport valve	021712T	1	15,000	0,215
• Ø630 mm - 16 m ³ /h 1,5" top multiport valve	021713T	1	18,000	0,325
• Ø710 mm - 20 m ³ /h 2" top multiport valve	021714T	1	30,000	0,440
• Ø830 mm - 27 m ³ /h 2" top multiport valve	021715T	1	36,000	0,660
• Ø900 mm - 32 m ³ /h 2" top multiport valve	021716T	1	45,000	0,790



TECHNICAL CHARACTERISTICS


MODEL	021712	021713	021714	021715	021716	021717M	021712T	021713T	021714T	021715T	021716T
D (mm)	500	630	710	830	900	1000	500	630	710	830	900
H ₁ (mm)	740	820	880	930	955	1310	820	890	950	1030	1055
H ₂ (mm)	630	710	770	820	845	1200	630	710	770	820	845
H ₃ (mm)	690	770	830	880	940	1000	-	-	-	-	-
H ₄ (mm)	300	325	350	350	400	500	-	-	-	-	-
H ₅ (mm)	430	455	500	500	550	830	-	-	-	-	-
W (mm)	260	260	295	295	295	-	-	-	-	-	-
CONNECT. Ø (mm)	1,5"	1,5"	2"	2"	2"	2,5"	1,5"	1,5"	2"	2"	2"
FLOW (m ³ /h) (50 m ³ /h/m ²)	10	16	20	27	32	39	10	16	20	27	32
SAND (Kg)	100	150	250	350	450	700	100	150	250	350	450
NET WEIGHT (Kg)	10,200	20,000	32,000	38,000	47,000	58,000	10,000	20,000	30,000	36,000	45,000



“Turbidron-CL” Bobbin Wound Sand Filters

GEMAS “TURBIDRON CL” SIDE MOUNTED SAND FILTERS.
Clamped Lid. Made of PE plastic core, fiberglass bobbin wound.
Complete with pressure gauge, 1,5" side mounted multiport
valve and air purge. Test pressure 4,0 kg/cm².
Max. Operation pressure 2,5 kg/m². Filtration rate 50 m³/h/m².
2-years body warranty.

Description	Code	Pieces/ box	Weight Kg	Volume m ³
• Ø400 mm -1,5" side mounted multiport valve - 6,30 m ³ /h	021311B	1	7,700	0,145
• Ø500 mm -1,5" side mounted multiport valve - 10 m ³ /h	021312B	1	9,200	0,145



GEMAS “TURBIDRON CL” MOUNTED SAND FILTERS.

Made of PE plastic shell wound by fiberglass bobbin; complete with pressure gauge
and multiport valve. Max. operation pressure 2,5 kg/cm². Test pressure 4,0 kg/cm².
Filtration rate: 50 m³/h/m². 2-years body warranty.

Description	Code	Pieces/ box	Weight Kg	Volume m ³
• Ø400 mm -1,5" top mounted multiport valve - 6,30 m ³ /h	021321B	1	8,000	0,145
• Ø500 mm -1,5" top mounted multiport valve - 10 m ³ /h	021322B	1	9,500	0,145



TECHNICAL CHARACTERISTICS

MODEL	Top mounted multiport valve		Side mounted multiport valve	
	021321B	021322B	021311B	021312B
D (mm)	400	500	400	500
H ₁ (mm)	815	940	670	800
H ₂ (mm)	580	705	580	705
H ₃ (mm)	-	-	610	740
H ₄ (mm)	-	-	240	300
H ₅ (mm)	-	-	385	440
W (mm)	-	-	260	260
CONNECTIONS Ø (mm)	1,5"	1,5"	1,5"	1,5"
FLOW (m ³ /h) (50 m ³ /h/m ²)	6,30	10	6,30	10
SAND (Kg)	80	100	80	100
NET WEIGHT (Kg)	8,000	10,500	7,700	10,200



Folding collector arms

“Turbidron-SL” Bobbin Wound Filters



GEMAS “TURBIDRON-SL” SIDE MOUNTED POOL SAND FILTERS.

Filter shell made of smooth ABS plastic that reduces algae and bacteria adhesion. Complete with Easy opening “threaded lid”, large and transparent lid (diameter is 2 cm larger than bolted lid), Complete with pressure gauge and side mounted multiport valve.

OPTIONAL LIGHTING TOUCHPAD BUTTON WITH BATTERY to observe inside the filter. Maximum Working Pressure 2,5 kg/cm². Test Pressure 4 kg/cm². Filtration Rate 50 m³/h/m². **2-years body warranty.**




Easy opening “threaded lid”



LED lighting transparent lid (Optional)

Description	Code	Pieces/box	Weight Kg	Volume m ³
• Ø500 mm - 10 m ³ /h 1,5" m.valve	021712S	1	17,000	0,215
• Ø630 mm - 16 m ³ /h 1,5" m.valve	021713S	1	20,000	0,325
• Ø710 mm - 20 m ³ /h 2" m.valve	021714S	1	32,000	0,440
• Ø830 mm - 27 m ³ /h 2" m.valve	021715S	1	38,000	0,660
• Ø900 mm - 32 m ³ /h 2" m.valve	021716S	1	47,000	0,790
• Ø1000 mm - 39 m ³ /h 2,5" without m.valve.	021717S	1	58,000	0,930
• Ø1000 mm - 39 m ³ /h 2,5" m.valve	021717SM	1	58,000	0,930

PS: Additional €30 for lighting. Please add "L" to the code when ordering.



Side multiport valve and Water drainage

TECHNICAL CHARACTERISTICS

MODEL	021712S	021713S	021714S	021715S	021716S	021717S
D (mm)	500	630	710	830	900	1000
H ₁ (mm)	750	865	920	910	1010	1305
H ₂ (mm)	690	815	860	870	960	1245
H ₃ (mm)	610	730	780	795	875	1185
H ₄ (mm)	300	-	350	350	390	500
H ₅ (mm)	430	-	500	500	540	830
W (mm)	260	260	295	295	295	-
CONNECTIONS Ø (mm)	1,5"	1,5"	2"	2"	2"	2,5"
FLOW (m ³ /h) (50 m ³ /h/m ²)	10	16	20	27	32	39
SAND (Kg)	100	150	250	350	450	700
NET WEIGHT (Kg)	17,300	20,300	32,000	38,300	47,300	58,300



Easy Sand Change !



“Broadex” High Rate Sand Filters

GEMAS “BROADEX” POOL SAND FILTERS.
 Made of FRP. Wide transparent threaded lid (400 mm inner diameter), complete with plastic opening handle, multiport valve, fittings and pressure gauge. Test pressure 3,5 kg/cm², maximum operation pressure 2,5 kg/cm², Maximum filtration rate 50 m³/h/m².
2-years shell warranty.

Description	Code	Pieces/box	Weight Kg	Volume m ³
• Ø560 mm Large Lid - 1,5" side mounted multiport valve - 12 m ³ /h	021112LLT	1	20,000	0,215
• Ø615 mm Large Lid - 1,5" side mounted multiport valve - 15 m ³ /h	021113LLT	1	25,000	0,325
• Ø760 mm Large Lid - 2" side mounted multiport valve - 22 m ³ /h	021114LLT	1	32,000	0,440
• Ø830 mm Large Lid - 2" side mounted multiport valve - 27 m ³ /h	021115LLT	1	40,000	0,660
• Ø920 mm Large Lid - 2" side mounted multiport valve - 33 m ³ /h	021116LLT	1	50,000	0,790
• Ø1000 mm Large Lid without valve, 2,5" connection - 39 m ³ /h	021117LLT	1	70,000	0,930
• Ø1200 mm Large Lid without valve, 2,5" connection - 56 m ³ /h	021216LLT	1	80,000	1,160



Easy opening 40 cm wide transparent lid



Side multiport valve



TECHNICAL CHARACTERISTICS

MODEL	021112LLT	021113LLT	021114LLT	021115LLT	021116LLT	021117LLT	021216LLT
D (mm)	560	615	760	830	920	1000	1200
H ₁ (mm)	800	830	960	1030	1140	1375	1280
H ₂ (mm)	-	-	-	-	-	-	-
H ₃ (mm)	740	780	900	970	1035	1325	1230
H ₄ (mm)	285	345	350	360	450	515	455
H ₅ (mm)	420	475	500	510	600	845	745
W (mm)	260	260	295	295	295	480	480
CONNECTIONS Ø (mm)	1,5"	1,5"	2"	2"	2"	2,5"	2,5"
FLOW (m ³ /h) (50 m ³ /h/m ²)	12	15	22	27	33	39	56
SAND (Kg)	100	125	250	350	450	725	1330
NET WEIGHT (Kg)	20,000	25,000	32,000	40,000	50,000	70,000	80,000

“Filtegra” High Rate Sand Filters



GEMAS “FILTEGRA” SAND FILTERS.

Filter Shell Made of Smooth ABS plastic which decreases algae and bacteria cling inside filter. Outer Shell is **MONOBLOCK GELCOATED FR POLYESTER**. **UNLIKE THE UNIVERSAL LAMINATED FILTERS 2 PART BODY STRUCTURE, FILTEGRA HAS BEEN DESIGNED TO BE PRODUCED WITH A UNIQUE TECHNIQUE WHICH RESULTS A MONOBLOCK SMOOTH, GELCOATED OUTER BODY.** Complete with pressure gauge and side mounted multiport valve. Maximum Working Pressure 2,5 kg /cm². Test Pressure 4 kg/cm². Filtration Rate 50 m³/h/m². **Transparent Bolted Lid (optional). 2-year warranty.**



Top valve



Transparent bolted lid (Optional) (Patented)

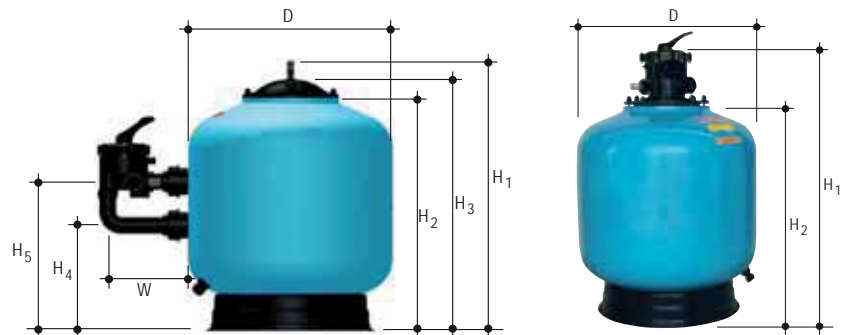


Couplings compatible with d50 Fitvalf ball valve handle



Side multiport valve

Description	Code	Pieces/box	Weight Kg	Volume m ³
• Ø500 mm - 1,5" multiport side valve - 10 m ³ /h	021811	1	19,000	0,215
• Ø630 mm - 1,5" multiport side valve - 16 m ³ /h	021812	1	23,000	0,325
• Ø710 mm - 2" multiport side valve - 20 m ³ /h	021817	1	35,000	0,440
		1		
• Ø500 mm - 1,5" multiport top valve - 10 m ³ /h	021821	1	17,000	0,215
• Ø630 mm - 1,5" multiport top valve - 15 m ³ /h	021822	1	21,000	0,325
• Ø710 mm - 2" multiport top valve - 20 m ³ /h	021827	1	33,000	0,440



TECHNICAL CHARACTERISTICS

MODEL	021811	021812	021817	021821	021822	021827
D (mm)	500	630	710	500	630	710
H ₁ (mm)	750	820	890	820	890	960
H ₂ (mm)	640	710	780	630	710	770
H ₃ (mm)	700	760	840	-	-	-
H ₄ (mm)	300	325	340	-	-	-
H ₅ (mm)	430	455	490	-	-	-
W (mm)	260	260	295	260	260	295
CONNECTIONS Ø (mm)	1,5"	1,5"	2"	1,5"	1,5"	2"
FLOW (m ³ /h) (50 m ³ /h/m ²)	10	16	20	10	16	20
SAND (Kg)	100	150	250	100	150	250
NET WEIGHT (Kg)	19,000	23,000	35,000	17,000	21,000	33,000

We reserve our right to change all or part of the features of the articles or contents of this document, without prior notice.



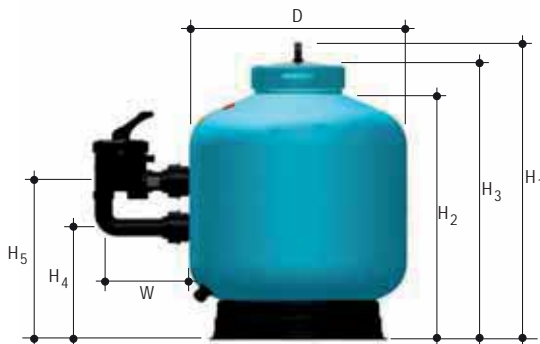
“Filtegra-SL” High Rate Sand Filters

GEMAS “FILTEGRA-SL” SAND FILTERS.

Filter Shell Made of Smooth ABS plastic which decreases algae and bacteria cling inside filter. Outer Shell is **MONOBLOCK GELCOATED FR POLYESTER**. **UNLIKE THE UNIVERSAL LAMINATED FILTERS 2 PART BODY STRUCTURE, FILTEGRA HAS BEEN DESIGNED TO BE PRODUCED WITH A UNIQUE TECHNIQUE WHICH RESULTS A MONOBLOCK SMOOTH, GELCOATED OUTER BODY.** Complete with Easy opening “threaded lid”, large and transparent lid (diameter is 2 cm larger than bolted lid), pressure gauge and side mounted multiport valve. **OPTIONAL LIGHTING TOUCHPAD BUTTON WITH BATTERY.**
 Maximum Working Pressure 2,5 kg/cm². Test Pressure 4 kg/cm².
 Filtration Rate 50 m³/h/m². **2-years shell warranty.**

Description	Code	Pieces/box	Weight Kg	Volume m ³
• Ø500 mm- 1,5" multiport side valve -10 m ³ /h	021811S	1	19,000	0,215
• Ø630 mm- 1,5" multiport side valve -16 m ³ /h	021812S	1	23,000	0,325
• Ø710 mm- 2" multiport side valve - 20 m ³ /h	021817S	1	35,000	0,440

PS: Additional €30 for lighting. Please add "L" to the code when ordering.



Easy opening "threaded lid"



LED lighting transparent lid (Optional)



Couplings compatible with d50 Fitvalf ball valve handle



Side multiport valve

TECHNICAL CHARACTERISTICS

MODEL	021811S	021812S	021817S
D (mm)	500	630	710
H ₁ (mm)	785	850	920
H ₂ (mm)	650	715	770
H ₃ (mm)	735	800	845
H ₄ (mm)	300	330	350
H ₅ (mm)	430	460	500
W (mm)	260	260	295
CONNECTIONS Ø (mm)	1,5"	1,5"	2"
FLOW (m ³ /h) (50 m ³ /h/m ²)	10	16	20
SAND (Kg)	100	150	250
NET WEIGHT (Kg)	19,000	23,000	35,000

“Monocon” Pool Sand Filters

GEMAS “MONOCON” POOL SAND FILTER.

Filter shell made of fiberglass reinforced polyester, complete with multiport valve, fittings, manometer and purge. Max. operation Pressure 2,5 kg/cm². Test pressure: 3.5 kg/cm². 2-years warranty. All models have side valve connection. **Both connections of the filter are on the bottom shell of the filter.** Filtration Rate: 50 m³/h/m². Transparent Bolted Lid (optional).



021145




Transparent bolted lid
(Optional) (Patented)

Description	Code	Pieces/box	Weight Kg	Volume m ³
• Ø500 mm - 1,5" m.valve	021141	1	17,000	0,215
• Ø630 mm - 1,5" m.valve	021142	1	22,800	0,325
• Ø710 mm - 2" m.valve	021143	1	30,000	0,470
• Ø830 mm - 2" m.valve	021144	1	38,600	0,665
• Ø900 mm - 2" m.valve	021145	1	46,300	0,905
• Ø1000 mm - 2" "w/out m.way Valve"	021146	1	63,200	1,021
• Ø1200 mm - 2" "w/out m.way valve"	021147	1	78,500	1,460



021145



Side multiport valve

TECHNICAL CHARACTERISTICS

MODEL	021141	021142	021143	021144	021145	021146	021147
D (mm)	500	630	710	830	900	1000	1200
H ₁ (mm)	710	780	925	975	1000	1350	1400
H ₂ (mm)	-	-	-	-	-	-	-
H ₃ (mm)	600	670	815	865	890	1240	1290
H ₄ (mm)	305	330	385	380	415	525	590
H ₅ (mm)	435	460	535	510	565	870	920
W (mm)	260	260	295	295	295	-	-
CONNECTIONS Ø(mm)	1,5"	1,5"	2"	2"	2"	2,5"	90
FLOW (m ³ /h) (50 m ³ /h/m ²)	10	16	20	27	32	39	56
SAND (Kg)	100	150	250	350	450	700	1300
NET WEIGHT (Kg)	17,500	22,800	30,000	38,600	46,300	63,200	78,500



“Monocon” Pool Sand Filters

GEMAS “MONOCON” POOL SAND FILTER.

Filter shell made of fiberglass reinforced polyester, complete with multiport valve, fittings, manometer and purge. Max. operation Pressure 2,5 kg/cm². Test pressure: 3.5 kg/cm². 2-year warranty.

All models have top valve connection.

Filtration Rate: 50 m³/h/m².

Description	Code	Pieces/ box	Weight Kg	Volume m ³
• Ø500 mm - 1,5" m.valve	021141T	1	15,500	0,215
• Ø630 mm - 1,5" m.valve	021142T	1	20,000	0,325
• Ø710 mm - 2" m.valve	021143T	1		
• Ø830 mm - 2" m.valve	021144T	1		
• Ø900 mm - 2" m.valve	021145T	1		



Top bolted lid
(Optional)



Water drainage

TECHNICAL CHARACTERISTICS

MODEL	021141T	021142T	021143T	021144T	021145T
<i>D (mm)</i>	500	630	710	830	900
<i>H₁ (mm)</i>	780	850	1025	1075	1100
<i>H₂ (mm)</i>	-	-	-	-	-
<i>H₃ (mm)</i>	600	670	815	865	890
<i>H₄ (mm)</i>	-	-	-	-	-
<i>H₅ (mm)</i>	-	-	-	-	-
<i>CONNECTIONS Ø(mm)</i>	1,5"	1,5"	2"	2"	2"
<i>FLOW (m³/h) (50 m³/h/m²)</i>	10	16	20	27	32
<i>SAND (Kg)</i>	100	150	250	350	450
<i>NET WEIGHT (Kg)</i>	15,500	20,000	27,200	35,800	43,500

“Monocon L and LH” Pool Sand Filters



GEMAS “MONOCON L and LH” POOL SAND FILTER.

Filter shell made of fiberglass reinforced polyester, complete with multiport valve, fittings, manometer and purge. Max. operation Pressure 2,5 kg/cm². Test pressure: 3.5 kg/cm². 2-years warranty. All models have side valve connection. **Both connections of the filter are on the bottom shell of the filter.** Filtration Rate: 50 m³/h/m². Ø500 and Ø710 in 2025



021142L



Transparent large bolted lid




021143L



021142LH

Description	Code	Pieces/box	Weight Kg	Volume m ³
• Ø500 mm - 1,5" m.valve	021141L	1		
• Ø630 mm - 1,5" m.valve	021142L	1		
• Ø710 mm - 2" m.valve	021143L	1		
• Ø830 mm - 2" m.valve	021144L	1		
• Ø900 mm - 2" m.valve	021145L	1		
• Ø500 mm - 1,5" m.valve	021141LH	1		
• Ø630 mm - 1,5" m.valve	021142LH	1		
• Ø710 mm - 2" m.valve	021143LH	1		
• Ø830 mm - 2" m.valve	021144LH	1		
• Ø900 mm - 2" m.valve	021145LH	1		



TECHNICAL CHARACTERISTICS

	L Model					LH Model				
MODEL	Ø500	Ø630	Ø710	Ø830	Ø900	Ø500	Ø630	Ø710	Ø830	Ø900
D (mm)	500	630	710	830	900	500	630	710	830	900
H ₁ (mm)	800	830	905	970	1020	1050	1050	1050	1050	1050
H ₂ (mm)	-	-	-	-	-	1000	1000	1000	1000	1000
H ₃ (mm)	690	700	775	840	890	-	-	-	-	-
H ₄ (mm)	305	310	340	380	415	400	400	400	400	400
H ₅ (mm)	435	440	490	530	565	530	530	550	550	550
W (mm)	260	260	295	295	295	260	260	295	295	295
CONNECTIONS Ø(mm)	1,5"	1,5"	2"	2"	2"	1,5"	1,5"	2"	2"	2"
FLOW (m ³ /h) (50 m ³ /h/m ²)	10	16	20	27	32	10	16	20	27	32
SAND (Kg)	100	150	250	150	250	100	150	250	150	250
NET WEIGHT (Kg)	17,500	22,800	30,000	22,800	30,000	17,500	22,800	30,000	22,800	30,000



“Filtrex 2025” High Rate Sand Filters

GEMAS “FILTREX 2025” SAND FILTERS.

Filter Shell Made of Smooth ABS plastic laminated with FRP, outer surface is arylc. Monobloc outlook has been produced by an unique technic. Complete with pressure gauge and side mounted multiport valve. Maximum Working Pressure 2,5 kg /cm². Test Pressure 4 kg/cm².

Filtration Rate 50 m³/h/m².

Transparent Bolted Lid (optional). 2-year warranty.



Top valve

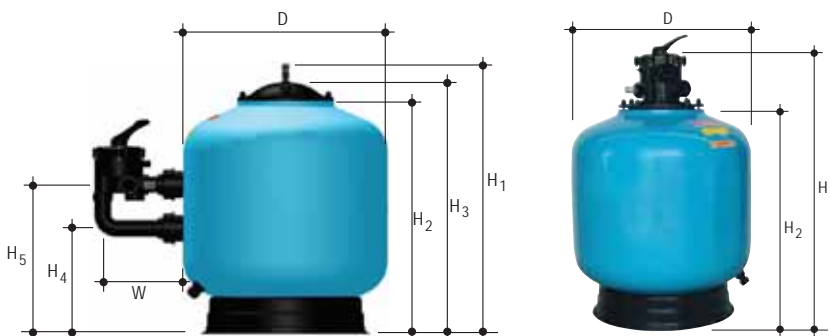


Transparent bolted lid
(Optional) (Patented)



Couplings compatible with d50
Fitvalf ball valve handle

Description	Code	Pieces/ box	Weight Kg	Volume m ³
•Ø500 mm - 1,5" multiport side valve -10 m ³ /h	021610	1	19,000	0,215
•Ø630 mm - 1,5" multiport side valve -16 m ³ /h	021611	1	23,000	0,325
•Ø710 mm - 2" multiport side valve - 20 m ³ /h	021612	1	35,000	0,440
•Ø500 mm - 1,5" multiport top valve -10 m ³ /h	021610T	1	17,000	0,215
•Ø630 mm - 1,5" multiport top valve -15 m ³ /h	021611T	1	21,000	0,325
•Ø710 mm - 2" multiport top valve - 20 m ³ /h	021612T	1	33,000	0,440



TECHNICAL CHARACTERISTICS

MODEL	021610	021611	021612	021610T	021611T	021612T
D (mm)	500	630	710	500	630	710
H ₁ (mm)	750	820	890	820	890	960
H ₂ (mm)	640	710	780	630	710	770
H ₃ (mm)	700	760	840	-	-	-
H ₄ (mm)	300	325	340	-	-	-
H ₅ (mm)	430	455	490	-	-	-
W (mm)	260	260	295	260	260	295
CONNECTIONS Ø (mm)	1,5"	1,5"	2"	1,5"	1,5"	2"
FLOW (m ³ /h) (50 m ³ /h/m ²)	10	16	20	10	16	20
SAND (Kg)	100	150	250	100	150	250
NET WEIGHT (Kg)	19,000	23,000	35,000	17,000	21,000	33,000



Side multiport valve

“Filtrex” High Rate Sand Filters



GEMAS “FILTREX” SAND FILTERS.

Filter shell made of fiberglass reinforced laminated polyester, including pressure gauge, side mounted multiport valve and air purge. 2-year warranty. Test pressure 3,5 kg/cm². Max. operation pressure 2,5 kg/cm². Filtration rate: 50 m³/h /m². Transparent bolted lid (optional).



Transparent bolted lid
(Optional) (Patented)




Side multiport valve



Water drainage

Description	Code	Pieces/box	Weight Kg	Volume m ³
• Ø450 mm -1,5" multiport side valve-8 m ³ /h	021111	1	15,400	0,145
• Ø500 mm -1,5" multiport side valve-10 m ³ /h	021112	1	17,500	0,215
• Ø630 mm -1,5" multiport side valve-16 m ³ /h	021113	1	22,800	0,325
• Ø710 mm - 2" multiport side valve-20 m ³ /h	021114	1	30,000	0,470
• Ø830 mm - 2" multiport side valve-27 m ³ /h	021115	1	38,600	0,665
• Ø900 mm - 2" multiport side valve-32 m ³ /h	021116	1	46,300	0,905
• Ø1000 mm, Ø75 Slip union connection	021117	1	63,200	1,021
Except multiport valve - 39 m ³ /h				
• Ditto, Large Lid, - 39 m ³ /h	021117L	1	63,200	1,021
• Ditto, Ø75 Flange connection	021117LF	1	63,200	1,021

• Ø450 mm -1,5" multiport top valve-8 m ³ /h	021111T	1	13,500	0,145
• Ø500 mm -1,5" multiport top valve-10 m ³ /h	021112T	1	15,500	0,215
• Ø630 mm -1,5" multiport top valve-16 m ³ /h	021113T	1	20,000	0,325
• Ø710 mm -2" multiport top valve-20 m ³ /h	021114T	1		
• Ø830 mm -2" multiport top valve-27 m ³ /h	021115T	1		
• Ø900 mm -2" multiport top valve-32 m ³ /h	021116T	1		



TECHNICAL CHARACTERISTICS

MODEL	021111	021112	021113	021114	021115	021116	021117	021111T	021112T	021113T
D (mm)	450	500	630	710	830	900	1000	450	500	630
H ₁ (mm)	700	710	780	925	975	1000	1350	770	780	850
H ₂ (mm)	-	-	-	-	-	-	-	-	-	-
H ₃ (mm)	650	660	730	875	925	950	1300	590	600	670
H ₄ (mm)	270	305	330	385	380	415	500	-	-	-
H ₅ (mm)	400	435	460	505	510	565	880	-	-	-
W (mm)	260	260	260	295	295	295	-	-	-	-
CONNECTIONS Ø(mm)	1,5"	1,5"	1,5"	2"	2"	2"	2,5"	1,5"	1,5"	1,5"
FLOW (m ³ /h) (50 m ³ /h/m ²)	8	10	16	20	27	32	39	8	10	16
SAND (Kg)	80	100	150	250	350	450	700	80	100	150
NET WEIGHT (Kg)	15,400	17,500	22,800	30,000	38,600	46,300	63,200	13,500	15,500	20,000

We reserve our right to change all or part of the features of the articles or contents of this document, without prior notice.



“Neptune” High Rate Sand Filters

GEMAS “NEPTUNE” SAND FILTERS.

Filter shell made of fiberglass reinforced laminated polyester, including pressure gauge, side or top-mounted multiport valve and air purge.

Screwed lid with handle facilitates easy access,
2-year warranty. Test pressure 3,5 kg/cm². Max. operation pressure 2,5 kg/cm². Bed depth: 0,80 m. Filtration rate: 50 m³/h/m².


Description	Code	Pieces/ box	Weight Kg	Volume m ³
• Ø450 mm - 1,5" multiport side valve - 8 m ³ /h	021211	1	14,400	0,145
• Ø500 mm - 1,5" multiport side valve - 10 m ³ /h	021212	1	15,550	0,215
• Ø650 mm - 1,5" multiport side valve - 17 m ³ /h	021213	1	22,500	0,325
• Ø800 mm - 2" multiport side valve - 25 m ³ /h	021214	1	37,600	0,665
• Ø950 mm - 2" multiport side valve - 35 m ³ /h	021215	1	50,500	0,905



Screwed lid



Side multiport valve



Water drainage

TECHNICAL CHARACTERISTICS

MODEL	021211	021212	021213	021214	021215
D (mm)	450	500	650	800	950
H ₁ (mm)	710	780	900	1005	1120
H ₂ (mm)	-	-	-	-	-
H ₃ (mm)	650	730	850	945	1070
H ₄ (mm)	260	320	360	355	440
H ₅ (mm)	390	450	490	505	590
W (mm)	260	260	295	295	295
W1 (mm)	-	-	-	-	-
CONNECTIONS (Ø)	1,5"	1,5"	1,5"	2"	2"
FLOW (m ³ /h) (50 m ³ /h/m ²)	8	10	17	25	35
SAND (Kg)	80	100	150	250	450
NET WEIGHT (Kg)	14,400	15,550	22,500	37,600	50,500

High Bed, Single or Multi-Layer Sand Filters

GEMAS FILTRESX - HB SAND FILTERS. Filter shell made of fiberglass reinforced laminated polyester, including pressure gauge, air purge and multiport valve. Collector with laterals. Bed depth 100 cm. Test pressure 3.5 kg/cm². Max. operation pressure 2,5 kg/cm². Please ask price for 4,0 and 6,0 kg/cm² operation pressures. Sight Glass and Transparent Bolted Lid is optional.

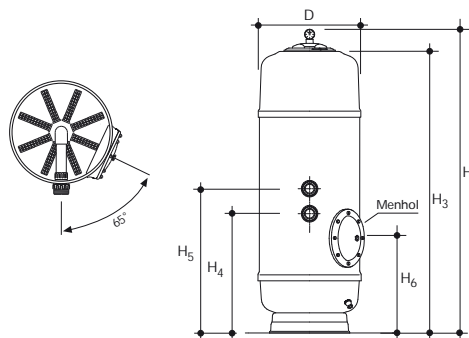


Transparent bolted lid (Optional) (Patented)



Description	Code	Pieces/box	Weight Kg	Volume m ³
• Ø500 mm - 1,5" multiport valve - 7 m ³ /h w/single layer 10 m ³ /h w/multilayer	021311HB	1	30,000	0,403
• Ø630 mm - 1,5" multiport valve - 11 m ³ /h w/single layer 15 m ³ /h w/multilayer	021312HB	1	35,200	0,584
• Ø710 mm - 2" multiport valve - 14 m ³ /h w/single layer 20 m ³ /h w/multilayer	021313HB	1	55,000	0,852
• Ø800 mm - 2" multiport valve - 18 m ³ /h w/single layer 25 m ³ /h w/multilayer	021314HB	1	71,000	1,230
• Ø900 mm - 2" multiport valve - 22 m ³ /h w/single layer 32 m ³ /h w/multilayer	021315HB	1	78,500	1,420
• Ø1000 mm - w/out multiport valve - 32 m ³ /h w/single layer 39 m ³ /h w/multilayer	021316HB	1		

PS: Ozone resistant filters are quoted upon request.



TECHNICAL CHARACTERISTICS

MODEL	021311HB	021312HB	021313HB	021314HB	021315HB	021316HB
D (mm)	500	630	720	800	900	1000
H ₁ (mm)	1610	1510	1690	1780	1765	2145
H ₂ (mm)	-	-	-	-	-	-
H ₃ (mm)	1490	1410	1530	1600	1650	1985
H ₄ (mm)	605	590	690	605	700	495
H ₅ (mm)	735	720	840	755	850	1620
H ₆ (mm)	580	630	650	330	715	970
CONNECTIONS (Ø)	1,5"	1,5"	2"	2"	2"	3"
FLOW (m ³ /h) (40 m ³ /h/m ²)	8	12	16	20	25	40
ANTHRACITE 0,8 - 1,6 mm (lt)	150,000	200,000	250,000	320,000	470,000	470,000
QUARTZ SAND 0,5 - 1 mm (Kg)	275,000	400,000	250,000	320,000	750,000	750,000
QUARTZ SAND 1 - 3 mm (Kg)	100,000	150,000	215,000	270,000	420,000	420,000
NET WEIGHT (Kg)	30,000	35,200	55,000	71,000	78,500	78,500

We reserve our right to change all or part of the features of the articles or contents of this document, without prior notice.



“Filtrex” Filtration Units

GEMAS “FILTREX” FILTRATION UNIT. Fiberglass reinforced polyester filter assembled on a plastic base and installed with a pool pump. 1,5" multiport valve **Top Mounted**. Interconnection piping between the pump and the filter are both included.


Description	Code	Pieces/box	Weight Kg	Volume m ³
• Ø450 mm with Fiberglass Reinforced Polyester Filter, Pump 0,5 HP, Mono	021111TFU	1	34,050	0,440
• Ø500 mm with Fiberglass Reinforced Polyester Filter, Pump 0,5 HP, Mono	021112TFU	1	36,950	0,460
• Ø630 mm with Fiberglass Reinforced Polyester Filter, Pump 1,0 HP, Mono	021113TFU	1	39,850	0,808



Top bolted lid (Optional)

GEMAS “NEPTUNE” FILTRATION UNIT. Fiberglass reinforced polyester filter assembled on a plastic base and installed with a pool pump. 1,5" multiport valve **Side Mounted**. Interconnection piping between the pump and the filter are both included.

Description	Code	Pieces/box	Weight Kg	Volume m ³
• Ø450 mm with Fiberglass Reinforced Polyester Filter, Pump 0,5 HP, Mono	021211FU	1	33,850	0,440
• Ø500 mm with Fiberglass Reinforced Polyester Filter, Pump 0,75 HP, Mono	021212FU	1	36,650	0,460
• Ø650 mm with Fiberglass Reinforced Polyester Filter, Pump 1,0 HP, Mono	021213FU	1	39,550	0,808



TECHNICAL CHARACTERISTICS

MODEL	Filtrex top mounted multiport valve			Neptune side mounted multiport valve		
	021111TFU	021112TFU	021113TFU	021211FU	021112FU	021113TFU
D (mm)	450	500	630	450	500	650
H ₁ (mm)	585	610	685	770	800	890
H ₂ (mm)	765	790	865	615	655	735
H ₃ (mm)	-	-	-	710	740	830
H ₄ (mm)	-	-	-	-	-	-
H ₅ (mm)	-	-	-	-	-	-
W (mm)	-	-	-	-	-	-
W1 (mm)	675	775	925	675	775	925
CONNECTIONS Ø (mm)	1,5"	1,5"	1,5"	1,5"	1,5"	1,5"
FLOW (m ³ /h) (50 m ² /h/m ²)	8	10	16	8	10	17
SAND (Kg)	80	100	150	80	100	150
NET WEIGHT (Kg)	16,000	18,000	23,000	33,850	36,650	39,550



021212FU



Folding collector arms

“Premium” Filtration Units



GEMAS “PREMIUM” FILTRATION UNIT.

Sand filter made of plastic with rotational technique, with a **top-mounted six-way valve**, which is prepared to be combined with a thermoplastic pool pump on a stand. Interconnection piping between the pump and the filter are both included.



Description	Code	Pieces/box	Weight Kg	Volume m ³
• Ø400 mm with Plastic Sand Filter, Pump 0,33 HP, Mono - Micro	021921FU	1	25,000	0,150
• Ø500 mm with Plastic Sand Filter, Pump 0,5 HP, Mono - Micro	021922FU	1	30,000	0,190
• Ø615 mm with Plastic Sand Filter, Pump 0,75 HP, Mono - Mini	021923FU	1	38,000	0,190



GEMAS “PREMIUM” FILTRATION UNIT. Sand filter made of plastic with rotational technique, with a **side-mounted six-way valve**, which is prepared to be combined with a thermoplastic pool pump on a stand. Interconnection piping between the pump and the filter are both included.

Description	Code	Pieces/box	Weight Kg	Volume m ³
• Ø400 mm with Plastic Sand Filter, Pump 0,33 HP, Mono - Micro	021911FU	1	24,000	0,150
• Ø500 mm with Plastic Sand Filter, Pump 0,5 HP, Mono - Micro	021912FU	1	29,000	0,190
• Ø615 mm with Plastic Sand Filter, Pump 0,75 HP, Mono - Mini	021913FU	1	36,000	0,190



Folding collector arms



TECHNICAL CHARACTERISTICS

	Premium top mounted multiport valve			Premium side mounted multiport valve		
MODEL	021921FU	021922FU	021923FU	021911FU	021912FU	021913FU
D (mm)	1120	1120	1120	1120	1120	1120
H ₁ (mm)	290	330	344	280	320	334
H ₂ (mm)	220	260	274	220	260	274
W ₁ (mm)	444	444	500	444	444	500
CONNECTIONS Ø (mm)	1,5"	1,5"	1,5"	1,5"	1,5"	1,5"
FLOW (m ³ /h) (60 m ³ /h/m ²)	6,5	10	15	6,5	10	15
SAND (Kg)	75	100	150	75	100	150
NET WEIGHT (Kg)	25,000	30,000	38,000	24,000	29,000	36,000

Palletized Filtration System

Completely Installed on 100 x 120 cm pallet. 3 suction, 1 return and 1 back wash line (d63 mm). Salt Chlorinator, Electric Panel, and transformers are optional. Extra bypass connection available for auxillary unit installation such as chlorinator, heater, heat pump etc.



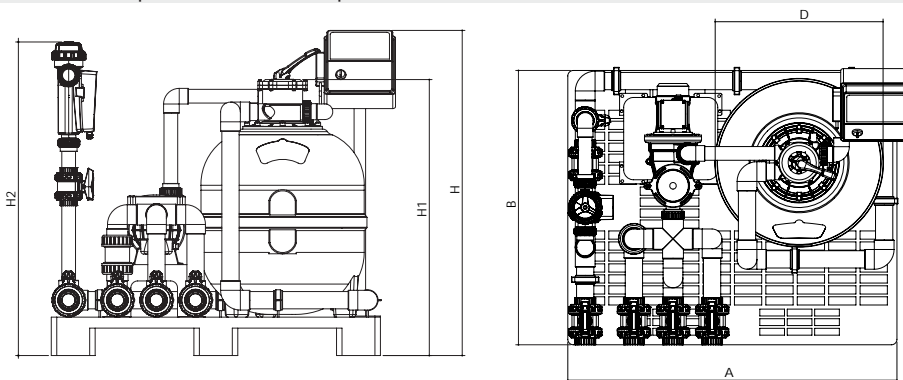
Description	Code
• Ø500 mm Top Filter - 0,75 HP Mini Mono Pump	02526
• Ø615 mm Top Filter - 1 HP Mini Mono Pump	02527
• Ø760 mm Top Filter - 1,5 HP Pump	02528
• Ø500 mm Top Filter - 0,75 HP Mini Mono Pump - with Salt Chlorinator, Electric Panel	02536
• Ø615 mm Top Filter - 1 HP Mini Mono Pump - with Salt Chlorinator, Electric Panel	02537
• Ø760 mm Top Filter - 1,5 HP Pump - with Salt Chlorinator, Electric Panel	02538



Salt chlorinator (optional)



Electric panel (optional)



TECHNICAL CHARACTERISTICS

MODEL	A	B	D	H	H'	HP
<i>D.500 Premium Filter - 0,75 HP Mini Streamer Pump</i>	1200	1000	500	1100	855	1100
<i>D.615 Premium Filter - 1 HP Mini Streamer Pump</i>	1200	1000	615	1200	975	1100
<i>D.760 Filtrone Filter - 1.5 HP Mini Streamer Pump</i>	1200	1000	760	1300	1195	1100

Cartridge Filters

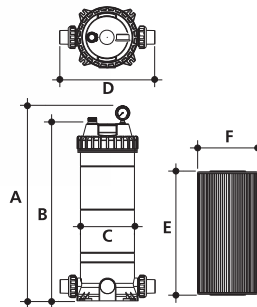


GEMAS CARTRIDGE FILTER. Body made in ABS plastic. Complete with manometer and air purge connections 1,5" BSP threaded. Max. operation pressure: 2.5 Bar.

Description	Code	Pieces/box	Weight Kg	Volume m ³
• AF25 Cartridge Filter - 5,5 m ³ /h	02411	1	5,000	0,040
• AF50 Cartridge Filter - 11,4 m ³ /h	02413	1	5,500	0,050
• AF75 Cartridge Filter - 17,0 m ³ /h	02414	1	6,500	0,060
• AF100 Cartridge Filter - 22,9 m ³ /h	02415	1	7,500	0,070
• AF150 Cartridge Filter - 33,4 m ³ /h	02416	1		
• AF200 Cartridge Filter - 40,9 m ³ /h	02417	1		



MODEL	DIA (mm)	HEIGHT (mm)	CONNECTIONS (Inlet-Outlet)	OPER.PRESSURE (kg/cm ²)	FLOW (m ³ /h)	FILTRATION CAP. (μ)
AF25	445	387	1/2"	2,5	5,5	≥15
AF50	625	567	1/2"	2,5	11,4	≥15
AF75	805	747	1/2"	2,5	17,0	≥15
AF100	985	927	2"	2,5	22,9	≥15
AF150	1165	1107	2"	2,5	33,4	≥15
AF200	1345	1287	2"	2,5	40,9	≥15



MODEL	A (mm)	B (mm)	C (mm)	D (mm)	E (mm)	F (mm)	FILTRATION AREA (m ²)
AF25	445	387	225	397	178	185	2,25
AF50	625	567	225	397	358	185	4,63
AF75	805	747	225	397	537	185	7,00
AF100	985	927	225	397	717	185	9,38
AF150	1165	1107	225	397	896	185	13,72
AF200	1345	1287	225	397	538x2pcs	185	16,82



GEMAS REPLACEMENT CARTRIDGE

Description	Code	Pieces/box	Weight Kg	Volume m ³
• AF25-CE Cartridge	0241101	1		
• AF50-CE Cartridge	0241301	1		
• AF75-CE Cartridge	0241401	1		
• AF100-CE Cartridge	0241501	1		
• AF150-CE Cartridge	0241601	1		
• AF200-CE Cartridge	0241701	1		

“Turbidron” Bobbin Wound Filters

ADDITIONAL OPTIONS FOR GEMAS “TURBIDRON” BOBBIN WOUND SAND FILTERS



Description	Code	Pieces/ box	Weight Kg	Volume m ³
• Round Manhole (2,5 bar) Ø400 mm	0217172	1		
• Ditto, Transparent Lid	0217172T	1		
• Round Manhole (4 bar) Ø400 mm	0217182	1		
• Transparent Lid (Price difference w/ opaque)	0217119			
• Sight Glass Ø90 mm	0217192	1		
• Sight Glass Ø125 mm	0217202	1		
• Sight Glass Ø200 mm	0217212	1		
• Automatic Air Purge 1"	0217222	1		
• Automatic Air Purge 2"	0217232	1		
• Double Manometer Set	0217242	1		
• Double Manometer Set W/Sampling V.	0217252	1		
• Ozone Protection (Vinylester coating)				
• Sand Bed Depth = 1,5 m (Price difference w/1,0 m depth)				
• Sand Bed Depth = 1,2 m (Price difference w/1,0 m depth)				

“Turbidron” Bobbin Wound Filters



GEMAS “TURBIDRON” SAND FILTERS.

Up to size Ø1800, filter shell made of single piece Roto MOLDED PE.

Larger sizes shell made of FR Polyester shell reinforced by fiberglass bobbin winding outside. Complete with pressure gauge, air release valve of 0,5". Test pressure 4,0 kg/cm².

Max. operation pressure 2,5 kg/cm². Filtration rate: 40 m³/h/m².

Filtration bed depth: 1,0 m (Excluding 021717E, 021725 and 021718).

Please ask price for 4,0 and 6,0 kg/cm² operation pressures.

2-year warranty.



021725



021721

Description	Code	Pieces/box	Weight Kg	Volume m ³
• Ø1200 mm - 56 m ³ /h, 75 mm unions	021717E	1	95,000	
• Ø1200 mm - 56 m ³ /h	021725	1	110,000	
• Ø1400 mm - 77 m ³ /h	021718	1	180,000	
• Ø1600 mm - 100 m ³ /h	021719	1	240,000	
• Ø1800 mm - 127 m ³ /h	021720	1	275,000	
• Ø2000 mm - 157 m ³ /h	021721	1	300,000	
• Ø2200 mm - 190 m ³ /h	021722	1	425,000	
• Ø2350 mm - 217 m ³ /h	021727	1		
• Ø2400 mm - 226 m ³ /h	021723	1	535,000	
• Ø2500 mm - 245 m ³ /h	021724	1		
• Ø3000 mm - 353 m ³ /h	021726	1		

PS: Filtration rate for public pools should not exceed 40 m³/h/m².



TECHNICAL CHARACTERISTICS

MODEL	021717E	021725	021718	021719	021720	021721	021722	021727	021723	021724	021726
D (mm)	1200	1200	1400	1600	1800	2000	2200	2350	2400	2500	3000
H ₁ (mm)	1410	1410	1560	1860	2050	2160	2360	2560	2660	2770	2770
H ₂ (mm)	-	-	-	-	-	-	-	-	-	-	-
H ₃ (mm)	1350	1350	1500	1800	1990	2100	2300	2500	2600	2710	2710
H ₄ (mm)	520	520	600	640	700	770	900	900	900		
H ₅ (mm)	880	880	950	1200	1300	1400	1530	1700	1700		
CONNECTIONS Ø (mm)	75	90	110	125	140	160	200	200	200	200	200
FLOW (m ³ /h) (50 m ³ /h/m ²)	56	56	77	100	127	157	190	217	226	245	353
SAND (Kg)	1300	1500	1950	2750	3650	4750	5700	6150	6400	7000	7000
NET WEIGHT (Kg)	95,000	110,000	180,000	240,000	275,000	300,000	425,000	500,000	535,000		

Turbidron Commercial Sand Filters Design Options

DESCRIPTION	Bed Depth 1.0 m Lateral Distribution	Bed Depth 1.20 m	Nozzle plate distribution system	Circular Manhole 2.5 Bar Ø400 mm	Circular Manhole 2.5 Bar Ø500 mm	Circular Manhole 2.5 Bar Ø600 mm	Sight Glass 2.5 Bar Ø90 mm	Sight Glass 2.5 Bar Ø125 mm	Sight Glass 2.5 Bar Ø200 mm	Sight Glass 2.5 Bar Ø250 mm	Automatic Air Purge 1"	Automatic Air Purge 2"	Double Manometer Set	Ozon Protection
X Operation Pressure Max. 2.5 kg/cm ² Test Pressure 4 kg/cm ² Filtration Speed 40 m ³ /H/m ²	A	B	C	D	N	E	F	G	H	I	J	K	L	M
1 Filter Ø1200 mm - 45 m ³ /h	P.A.P.	P.A.P.	P.A.P.	P.A.P.	P.A.P.	P.A.P.	P.A.P.	P.A.P.	P.A.P.	P.A.P.	P.A.P.	P.A.P.	P.A.P.	P.A.P.
2 Filter Ø1400 mm - 62 m ³ /h	P.A.P.	P.A.P.	P.A.P.	P.A.P.	P.A.P.	P.A.P.	P.A.P.	P.A.P.	P.A.P.	P.A.P.	P.A.P.	P.A.P.	P.A.P.	P.A.P.
3 Filter Ø1600 mm - 80 m ³ /h	P.A.P.	P.A.P.	P.A.P.	P.A.P.	P.A.P.	P.A.P.	P.A.P.	P.A.P.	P.A.P.	P.A.P.	P.A.P.	P.A.P.	P.A.P.	P.A.P.
4 Filter Ø1800 mm - 100 m ³ /h	P.A.P.	P.A.P.	P.A.P.	P.A.P.	P.A.P.	P.A.P.	P.A.P.	P.A.P.	P.A.P.	P.A.P.	P.A.P.	P.A.P.	P.A.P.	P.A.P.
5 Filter Ø2000 mm - 125 m ³ /h	P.A.P.	P.A.P.	P.A.P.	P.A.P.	P.A.P.	P.A.P.	P.A.P.	P.A.P.	P.A.P.	P.A.P.	P.A.P.	P.A.P.	P.A.P.	P.A.P.
6 Filter Ø2200 mm - 152 m ³ /h	P.A.P.	P.A.P.	P.A.P.	P.A.P.	P.A.P.	P.A.P.	P.A.P.	P.A.P.	P.A.P.	P.A.P.	P.A.P.	P.A.P.	P.A.P.	P.A.P.
7 Filter Ø2350 mm - 173 m ³ /h	P.A.P.	P.A.P.	P.A.P.	P.A.P.	P.A.P.	P.A.P.	P.A.P.	P.A.P.	P.A.P.	P.A.P.	P.A.P.	P.A.P.	P.A.P.	P.A.P.
8 Filter Ø2500 mm - 196 m ³ /h	P.A.P.	P.A.P.	P.A.P.	P.A.P.	P.A.P.	P.A.P.	P.A.P.	P.A.P.	P.A.P.	P.A.P.	P.A.P.	P.A.P.	P.A.P.	P.A.P.
9 Filter Ø3000 mm - 283 m ³ /h	P.A.P.	P.A.P.	P.A.P.	P.A.P.	P.A.P.	P.A.P.	P.A.P.	P.A.P.	P.A.P.	P.A.P.	P.A.P.	P.A.P.	P.A.P.	P.A.P.
Y Operation Pressure Max. 4 kg/cm ² Test Pressure 6 kg/cm ² Filtration Speed 40 m ³ /H/m ²	A	B	C	D	N	E	F	G	H	I	J	K	L	M
1 Filter Ø1200 mm - 45 m ³ /h	P.A.P.	P.A.P.	P.A.P.	P.A.P.	P.A.P.	P.A.P.	P.A.P.	P.A.P.	P.A.P.	P.A.P.	P.A.P.	P.A.P.	P.A.P.	P.A.P.
2 Filter Ø1400 mm - 62 m ³ /h	P.A.P.	P.A.P.	P.A.P.	P.A.P.	P.A.P.	P.A.P.	P.A.P.	P.A.P.	P.A.P.	P.A.P.	P.A.P.	P.A.P.	P.A.P.	P.A.P.
3 Filter Ø1600 mm - 80 m ³ /h	P.A.P.	P.A.P.	P.A.P.	P.A.P.	P.A.P.	P.A.P.	P.A.P.	P.A.P.	P.A.P.	P.A.P.	P.A.P.	P.A.P.	P.A.P.	P.A.P.
4 Filter Ø1800 mm - 100 m ³ /h	P.A.P.	P.A.P.	P.A.P.	P.A.P.	P.A.P.	P.A.P.	P.A.P.	P.A.P.	P.A.P.	P.A.P.	P.A.P.	P.A.P.	P.A.P.	P.A.P.
5 Filter Ø2000 mm - 125 m ³ /h	P.A.P.	P.A.P.	P.A.P.	P.A.P.	P.A.P.	P.A.P.	P.A.P.	P.A.P.	P.A.P.	P.A.P.	P.A.P.	P.A.P.	P.A.P.	P.A.P.
6 Filter Ø2200 mm - 152 m ³ /h	P.A.P.	P.A.P.	P.A.P.	P.A.P.	P.A.P.	P.A.P.	P.A.P.	P.A.P.	P.A.P.	P.A.P.	P.A.P.	P.A.P.	P.A.P.	P.A.P.
7 Filter Ø2350 mm - 173 m ³ /h	P.A.P.	P.A.P.	P.A.P.	P.A.P.	P.A.P.	P.A.P.	P.A.P.	P.A.P.	P.A.P.	P.A.P.	P.A.P.	P.A.P.	P.A.P.	P.A.P.
8 Filter Ø2500 mm - 196 m ³ /h	P.A.P.	P.A.P.	P.A.P.	P.A.P.	P.A.P.	P.A.P.	P.A.P.	P.A.P.	P.A.P.	P.A.P.	P.A.P.	P.A.P.	P.A.P.	P.A.P.
9 Filter Ø3000 mm - 283 m ³ /h	P.A.P.	P.A.P.	P.A.P.	P.A.P.	P.A.P.	P.A.P.	P.A.P.	P.A.P.	P.A.P.	P.A.P.	P.A.P.	P.A.P.	P.A.P.	P.A.P.

NOTE: Please generate the product code number as per filter option configuration. (i.e X1B for d1200 Sand filter, 2.5 bar working pressure, 1.20 Sand Depth)

“Turbidron - Norm Plus” Deep - Bed Sand Filter

GEMAS “TURBIDRON-NORM PLUS” SAND FILTERS
(According to DIN 19605 and 19643).

Bed depth: 1,20 m. Test pressure 3,5 kg/cm².
Max. operation pressure 2,5 kg/cm².
Filtration Rate: Single Layer (Quartz Sand) : 30 m³/h/m².
Multilayer (Quartz Sand + Anthracite and/or zeolite) : 40 m³/h/m².



Large top lid



FR polyester connection



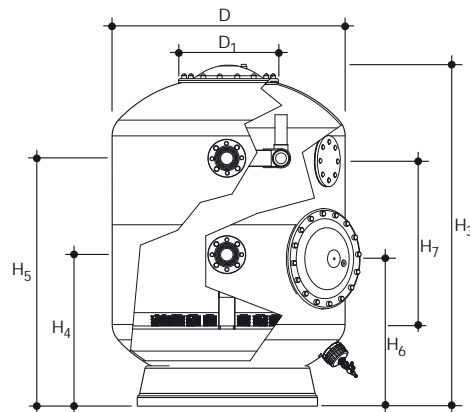
Side manhole



Nozzle distribution system

Description	Code	Pieces/box	Weight Kg	Volume m ³
• Ø900 mm - 19 m ³ /h - 25 m ³ /h	021512	1	1000,000	
• Ø1000 mm - 24 m ³ /h - 32 m ³ /h	021513	1	1300,000	
• Ø1200 mm - 37 m ³ /h - 49 m ³ /h	021514	1	1800,000	
• Ø1400 mm - 46 m ³ /h - 61,5 m ³ /h	021515	1	2350,000	
• Ø1600 mm - 63 m ³ /h - 84 m ³ /h	021516	1	3300,000	
• Ø1800 mm - 76 m ³ /h - 101 m ³ /h	021517	1	4400,000	
• Ø2000 mm - 94 m ³ /h - 125 m ³ /h	021518	1	5700,000	
• Ø2200 mm - 114 m ³ /h - 152 m ³ /h	021519	1	6850,000	
• Ø2350 mm - 130 m ³ /h - 173 m ³ /h	021522	1		
• Ø2400 mm - 136 m ³ /h - 181 m ³ /h	021520	1	7700,000	
• Ø2500 mm - 147 m ³ /h - 196 m ³ /h	021521	1	8300,000	

PS: Filtration rate for public pools should not exceed 40 m³/h/m².



TECHNICAL CHARACTERISTICS

MODEL	021512	021513	021514	021515	021516	021517	021518	021519	021520	021521
D (mm)	900	1000	1200	1400	1600	1800	2000	2200	2400	2500
D ₁ (mm)	-	-	-	-	-	-	-	-	-	-
H ₃ (mm)	2000	2110	2280	2460	2520	2630	2680	2680	2680	2750
H ₄ (mm)	550	750	750	820	850	900	950	950	1000	900
H ₅ (mm)	1450	1550	1550	1520	1550	1600	1700	1700	1750	1700
H ₆ (mm)	900	900	900	1000	950	950	1100	1000	1000	920
H ₇ (mm)	1200	1200	1200	1200	1200	1200	1200	1200	1200	1200
CONNECTIONS Ø (mm)	63	75	75	90	90	110	125	140	140	160
FLOW (m ³ /h) (50 m ³ /h/m ²)	19	24	37	46	63	76	94	114	136	147
SAND (Kg)	1000	1300	1800	2350	3300	4400	5700	6850	7700	8300



“Turbidron” Bobbin Wound Horizontal Filters

Filter shell made of fiberglass reinforced laminated polyester by fiberglass bobbin winding outside. Complete with pressure gauge, 1,5" air valve and 400 mm side manhole.
 Test pressure 4 kg/cm². Max. operation pressure 2,5 kg/cm².
 Filtration rate Max. 30 m³/h/m².

Pls. ask price for 4 Bar working pressure.
 Pls. ask price for “Dual Stack” version.



Description	Code	Pieces/box
Filtration Bed Depth 0,6 m.		
• Ø1000 mm - L=1500 mm. 34 m ³ /h	02197161	1
• Ø1000 mm - L=2000 mm. 51 m ³ /h	02197162	1
• Ø1200 mm - L=2000 mm. 63 m ³ /h	02197171	1
• Ø1200 mm - L=2500 mm. 80 m ³ /h	02197172	1
Filtration Bed Depth 0,8 m.		
• Ø1400 mm - L=2000 mm. 70 m ³ /h	02197181	1
• Ø1400 mm - L=2500 mm. 88 m ³ /h	02197182	1
• Ø1400 mm - L=3000 mm. 110 m ³ /h	02197183	1
• Ø1600 mm - L=2000 mm. 87 m ³ /h	02197191	1
• Ø1600 mm - L=2500 mm. 105 m ³ /h	02197192	1
• Ø1600 mm - L=3000 mm. 137 m ³ /h	02197193	1
• Ø1600 mm - L=4000 mm. 163 m ³ /h	02197194	1
• Ø1600 mm - L=4500 mm. 190 m ³ /h	02197195	1
Filtration Bed Depth 1,0 m.		
• Ø1800 mm - L=2500 mm. 114 m ³ /h	02197201	1
• Ø1800 mm - L=3000 mm. 140 m ³ /h	02197202	1
• Ø1800 mm - L=3500 mm. 166 m ³ /h	02197203	1
• Ø1800 mm - L=4000 mm. 191 m ³ /h	02197204	1
• Ø2000 mm - L=2500 mm. 123 m ³ /h	02197211	1
• Ø2000 mm - L=3000 mm. 152 m ³ /h	02197212	1
• Ø2000 mm - L=3500 mm. 180 m ³ /h	02197213	1
• Ø2000 mm - L=4000 mm. 209 m ³ /h	02197214	1
• Ø2000 mm - L=4500 mm. 236 m ³ /h	02197215	1
• Ø2000 mm - L=5000 mm. 265 m ³ /h	02197216	1
• Ø2200 mm - L=2500 mm. 137 m ³ /h	02197221	1
• Ø2200 mm - L=3000 mm. 165 m ³ /h	02197222	1
• Ø2200 mm - L=3500 mm. 197 m ³ /h	02197223	1
• Ø2200 mm - L=4000 mm. 229 m ³ /h	02197224	1
• Ø2200 mm - L=4500 mm. 258 m ³ /h	02197225	1
• Ø2200 mm - L=5000 mm. 287 m ³ /h	02197226	1
Filtration Bed Depth 1,2 m.		
• Ø2400 mm - L=3000 mm. 179 m ³ /h	02197231	1
• Ø2400 mm - L=3500 mm. 214 m ³ /h	02197232	1
• Ø2400 mm - L=4000 mm. 248 m ³ /h	02197233	1
• Ø2400 mm - L=5000 mm. 306 m ³ /h	02197234	1
• Ø2500 mm - L=4000 mm. 267 m ³ /h	02197241	1
• Ø2500 mm - L=5000 mm. 341 m ³ /h	02197242	1

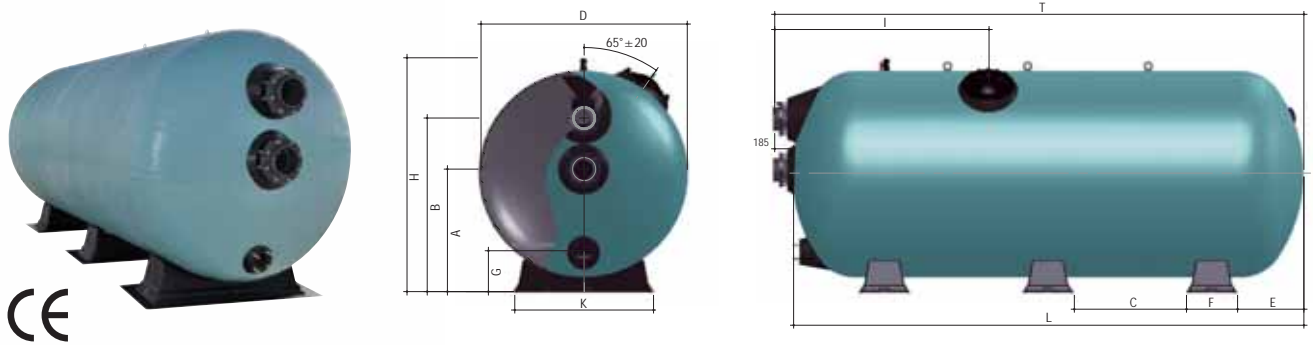


Dual stack Horizontal filter



Dual stack assembly detail

“Turbidron” Bobbin Wound Horizontal Filters



TECHNICAL CHARACTERISTICS

MODEL	D (mm)	L±20 (mm)	A±50 (mm)	B±20 (mm)	C±50 (mm)	E±50 (mm)	F±20 (mm)	G±50 (mm)	H±50 (mm)	I±100 (mm)	K±50 (mm)	T±30 (mm)	Connec. (Ø) (mm)	Flow (m³/h) (50 m³/h/m²)	Sand (Kg)	Net Weight (Kg)
02197161	1000	1500	610	930	370	380	190	250	1250	750	750	1630	90	39	1260	138
02197162	1000	2500	610	930	1170	500	190	250	1250	1250	750	2650	125	39	2100	208
02197171	1200	2000	710	1030	840	380	200	250	1450	750	900	2250	125	56	2016	216
02197172	1200	2500	710	1030	1100	500	200	250	1450	1000	900	2650	140	56	2520	258
02197181	1400	2000	810	1200	820	380	210	250	1650	750	1000	2250	125	77	3136	262
02197182	1400	2500	810	1200	1080	500	210	250	1650	1000	1000	2650	140	77	3920	310
02197183	1400	3000	810	1200	685	500	210	250	1650	1000	1000	3180	160	77	4704	359
02197191	1600	2000	810	1380	600	450	240	250	1850	750	1200	2250	140	100	3584	310
02197192	1600	2500	910	1380	1020	500	240	250	1850	1000	1200	2680	160	100	4480	366
02197193	1600	3000	910	1380	640	500	240	250	1850	1000	1200	3180	160	100	5376	421
02197194	1600	4000	910	1380	1090	550	240	250	1850	1500	1200	4180	160	100	5940	561
02197195	1600	4500	910	1380	780	600	240	250	1850	1500	1200	4700	200	100	6730	631
02197201	1800	2500	910	1560	860	550	270	300	2080	1000	1400	2680	160	127	6300	472
02197202	1800	3000	1030	1560	1260	600	270	300	2080	1000	1400	3680	160	127	7560	541
02197203	1800	3500	1030	1560	795	550	270	300	2080	1000	1400	3700	200	127	8820	611
02197204	1800	4000	1030	1560	1045	550	270	300	2080	1500	1400	4200	200	127	10080	680
02197211	2000	2500	1030	1730	800	550	300	400	2300	1000	1500	2680	160	157	7000	540
02197212	2000	3000	1160	1730	1100	650	300	400	2300	1000	1500	3180	160	157	8400	617
02197213	2000	3500	1160	1730	750	550	300	400	2300	1000	1500	3700	200	157	9800	694
02197214	2000	4000	1160	1730	1000	550	300	400	2300	1500	1500	4200	200	157	11200	771
02197215	2000	4500	1160	1730	1150	650	300	400	2300	1500	1500	4730	225	157	12600	848
02197216	2000	5000	1160	1730	900	550	300	400	2300	1750	1500	5230	225	157	14000	925
02197221	2200	2500	1260	1860	800	550	300	400	2500	1000	1750	2750	200	190	7700	673
02197222	2200	3000	1260	1860	1100	650	300	400	2500	1000	1750	3200	200	190	9240	766
02197223	2200	3500	1260	1860	750	550	300	400	2500	1000	1750	3700	200	190	10780	860
02197224	2200	4000	1260	1860	1000	550	300	400	2500	1500	1750	4230	225	190	12320	953
02197225	2200	4500	1260	1860	1250	550	300	400	2500	1500	1750	4730	225	190	13860	1046
02197226	2200	5000	1260	1860	900	550	300	400	2500	1750	1750	5200	250	190	15400	1245
02197231	2400	3000	1380	2030	1000	550	350	450	2720	1000	1900	3200	200	226	12096	935
02197232	2400	3500	1380	2030	625	650	350	450	2720	1000	1900	3700	200	226	14112	1277
02197233	2400	4000	1380	2030	875	600	350	450	2720	1500	1900	4230	225	226	16128	1413
02197234	2400	5000	1380	2030	1275	700	350	450	2720	1500	1900	5250	225	226	16800	1486
02197241	2500	4000	1430	2130	875	600	350	450	2820	1500	1980	4230	225	245	16800	1486
02197242	2500	5000	1430	2130	1275	700	350	450	2820	1750	1980	5250	250	245	21000	1769

PS: Sight glass is optional. You can add it from the optional table on page 57.



“Neptune” High Rate Sand Filters

GEMAS “NEPTUNE” COMMERCIAL SAND FILTERS.

Filter shell made of fiberglass reinforced laminated polyester, including pressure gauge, air release valve of 0,5".
 Test pressure 3.5 kg/cm². Max. operation pressure 2,5 kg/cm².
 Filtration rate: 50 m³/h/m².
 Filtration Depth: 1,0 m (except 021216, 021217).
 Counter flange is not included in price (021216).



Loose flange connection
(021216)



021218



Water drainage

Description	Code	Pieces/ box	Weight Kg	Volume m ³
• Ø1200 mm - Connections Ø90 mm w/loose flange. Max. 56 m ³ /h.	021216	1	78,500	1,460
• Ø1400 mm - Connections Ø110 mm flanged. Max. 77 m ³ /h	021217	1	145,000	2,350
• Ø1600 mm - without valve Ø125 mm flanged connection. Max. 100 m ³ /h	021218	1	202,500	3,760
• Ø1800 mm - without valve Ø140 mm flanged connection. Max. 127 m ³ /h	021224	1	225,000	5,080
• Ø2000 mm - without valve Ø160 mm flanged connection. Max. 157 m ³ /h	021219	1	245,000	6,410
• Ø2200 mm - without valve Ø200 mm flanged connection. Max. 190 m ³ /h	021220	1	425,000	8,900
• Ø2400 mm - without valve Ø200 mm flanged connection. Max. 226 m ³ /h	021225	1	535,000	12,200

PS: Filtration rate for public pools should not exceed 40 m³/h/m².



TECHNICAL CHARACTERISTICS

MODEL	021216	021216L	021217	021218	021224	021219	021220	021225
D (mm)	1200	1200	1400	1600	1800	2000	2200	2400
H ₁ (mm)	1325	1325	1640	1700	2110	1940	2350	2750
H ₃ (mm)	1265	1265	1580	1640	2000	1880	2240	2600
H ₄ (mm)	500	500	630	670	750	830	900	900
H ₅ (mm)	900	900	980	1200	1370	1330	1530	1700
CONNECTIONS Ø (mm)	90	90	110	125	140	160	200	200
FLOW (m ³ /h) (50 m ³ /h/m ²)	56	56	77	100	127	157	190	226
SAND (Kg)	1300	1300	1950	2750	3650	4750	5700	6600
NET WEIGHT (Kg)	78,500	78,500	145,000	202,500	225,000	245,000	425	535

“Filtrex - Norm Plus” Sand Filters - Deep Bed

GEMAS FILTRET - NORM PLUS SAND FILTERS

According to DIN 19605 and 19643).

Filter shell made of fiberglass reinforced laminated polyester, including pressure gauge, air purge. Manufactured with collector plate with nozzles. Sight glass at side. Bed depth 120 cm. Filtration rate for single layer: 30 m³/h/m².

Test pressure 3,5 kg/cm². Max. operation pressure 2,5 kg/cm².

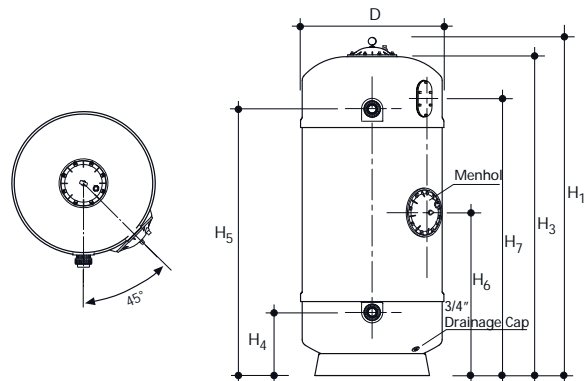


Sight glass



Nozzle
Distribution system

Description	Code	Pieces/box	Weight Kg	Volume m ³
• Ø630 mm - 9 m ³ /h - 12,5 m ³ /h	021411	1	52,650	0,630
• Ø830 mm - 16 m ³ /h - 21,5 m ³ /h	021412	1	102,000	1,050
• Ø1000 mm - 23,5 m ³ /h - 31,5 m ³ /h	021413	1	135,000	1,880
• Ø1250 mm - 37 m ³ /h - 49 m ³ /h	021414	1	237,400	2,930
• Ø1400 mm - 46 m ³ /h - 61,5 m ³ /h	021415	1	300,000	3,700
• Ø1600 mm - 63 m ³ /h - 84 m ³ /h	021416	1	355,000	4,800



TECHNICAL CHARACTERISTICS

MODEL	021411	021412	021413	021414	021415	021416
<i>D (mm)</i>	630	830	1000	1250	1400	1600
<i>H₁ (mm)</i>	2060	1960	2145	2560	2560	2500
<i>H₂ (mm)</i>	-	-	-	-	-	-
<i>H₃ (mm)</i>	1950	1850	1985	2320	2380	2320
<i>H₄ (mm)</i>	320	385	495	285	840	830
<i>H₅ (mm)</i>	1690	1560	1620	2060	1610	1600
<i>H₆ (mm)</i>	600	940	970	950	1000	1040
<i>H₇ (mm)</i>	1750	1620	1665	1550	1590	1640
<i>CONNECTIONS Ø (mm)</i>	1,5"	2"	2,5"	3"	4"	4"
<i>FLOW (m³/h) (40 m²/h/m²)</i>	12	22	31	49	61	80
<i>ANTHRACITE 0,8 - 1,6 mm (lt)</i>	200,000	300,000	475,000	675,000	770,000	1000,000
<i>QUARTZ SAND 0,5 - 1 mm (Kg)</i>	200,000	300,000	475,000	675,000	770,000	1000,000
<i>QUARTZ SAND 1 - 3 mm (Kg)</i>	150,000	225,000	425,000	525,000	630,000	825,000
<i>NET WEIGHT (Kg)</i>	52,650	102,000	135,000	237,000	300,000	355,000



“Filtrex - Norm Plus” Sand Filters - Deep Bed

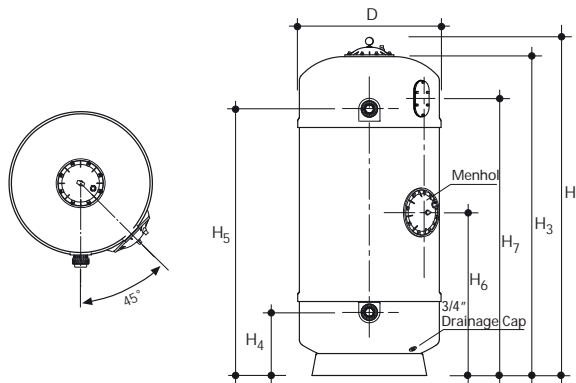
GEMAS FILTRET - NORM PLUS SAND FILTERS
(According to DIN 19605 and 19643).

Filter shell made of fiberglass reinforced laminated polyester, including pressure gauge, air purge. Manufactured with collector plate with nozzles. Sight glass at side. Bed depth 120 cm. Filtration rate for single layer: 30 m³/h/m². Test pressure 3,5 kg/cm². Max. operation pressure 2,5 kg/cm².



021417

Description	Code	Pieces/ box	Weight Kg	Volume m ³
• Ø1800 mm - 76 m ³ /h - 101 m ³ /h	021417	1	450,000	
• Ø2000 mm - 94 m ³ /h - 125 m ³ /h	021418	1	470,000	
• Ø2200 mm - 114 m ³ /h - 152 m ³ /h	021419	1	685,000	
• Ø2400 mm - 136 m ³ /h - 181 m ³ /h	021420	1	860,000	
• Ø2500 mm - 136 m ³ /h - 181 m ³ /h	021421	1	910,000	



Sight glass


 Nozzle
Distribution system

TECHNICAL CHARACTERISTICS

MODEL	021417	021418	021419	021420	021421
<i>D (mm)</i>	1800	2000	2200	2400	2500
<i>H₁ (mm)</i>	2510	2680	2630	2780	2710
<i>H₂ (mm)</i>	-	-	-	-	-
<i>H₃ (mm)</i>	2330	2500	2450	2600	-
<i>H₄ (mm)</i>	800	980	850	970	1000
<i>H₅ (mm)</i>	1550	1740	1630	1720	1800
<i>H₆ (mm)</i>	980	1100	950	1060	1090
<i>H₇ (mm)</i>	1580	1790	1660	1770	-
CONNECTIONS Ø (mm)	5"	5"	6"	7,5"	7,5"
FLOW (m³/h) (40 m³/h/m²)	102	126	152	181	197
ANTHRACITE 0,8 - 1,6 mm (lt)	1221,000	1507,000	1821,000	2170,000	4712,000
QUARTZ SAND 0,5 - 1 mm (Kg)	3205,000	3951,000	4787,000	5697,000	6185,000
QUARTZ SAND 1 - 3 mm (Kg)	1068,000	1319,000	1596,000	1899,000	2062,000
NET WEIGHT (Kg)	450,000	470,000	685,000	860,000	910,000

Valve Batteries for Commercial Filters



FOR SINGLE FILTER: PVC Valve Batteries with 5 pieces of Ball/Butterfly valves complete mounted including pipe support pivots with arm clamps and anchoring system, all made in zinc-plated steel. (Please see Battery Supports)

Description	Code	Pieces/box	Weight Kg	Volume m ³
• Ø75 Ball Valves Battery	131117B	1		
• Ø90 Ball Valves Battery	131118B	1		
• Ø110 Ball Valves Battery	131119B	1		
• Ø110 Butterfly Valves Battery	131603B	1		
• Ø125 Butterfly Valves Battery	131604B	1		
• Ø140 Butterfly Valves Battery	131605B	1		
• Ø160 Butterfly Valves Battery	131606B	1		
• Ø200 Butterfly Valves Battery	131607B	1		
• Ø225 Butterfly Valves Battery	131608B	1		



FOR TWO FILTERS: PVC Valve Batteries with 5 pieces of Ball/Butterfly valves including pipe support pivots with arm clamps and anchoring system, all made in zinc-plated steel. (Please see Battery Supports)

Description	Code	Pieces/box	Weight Kg	Volume m ³
• Ø110 Ball Valves Battery	131119BD	1		
• Ø110 Butterfly Valves Battery	131603BD	1		
• Ø125 Butterfly Valves Battery	131604BD	1		
• Ø140 Butterfly Valves Battery	131605BD	1		
• Ø160 Butterfly Valves Battery	131606BD	1		
• Ø200 Butterfly Valves Battery	131607BD	1		
• Ø225 Butterfly Valves Battery	131608BD	1		



AUTOMATIC AIR PURGE. Automatic Air Purge for filters with large lid. Made of PVC, 1" male threaded connection.



Description	Code	Pieces/box	Weight Kg	Volume m ³
• 1"	02701	1		
• 2"	02702	1		

Motor Actuated Valves and Automatic Battery Sets For Filters

FOR SINGLE FILTER: Motor Actuated PVC valve batteries with ball or butterfly valves for commercial sand filters. Complete with zinc plated Battery Support Sets and Clamp Support Systems. **(Please see Valve Battery Support Systems)**. The system is designed with 5 valve Groups including FILTRATION, BACKWASH, RINSE, RECIRCULATION and WASTE functions completely. DOES NOT INCLUDE CONTROL UNIT. Can be used manually in case of a power cut.

Description	Code	Pieces/box	Weight Kg	Volume m ³
• Ø90 Butterfly Valves Battery	131602BM	1		
• Ø110 Butterfly Valves Battery	131603BM	1		
• Ø125 Butterfly Valves Battery	131604BM	1		
• Ø140 Butterfly Valves Battery	131605BM	1		
• Ø160 Butterfly Valves Battery	131606BM	1		
• Ø200 Butterfly Valves Battery	131607BM	1		
• Ø225 Butterfly Valves Battery	131608BM	1		



AUTOMATIC VALVE BATTERY CONTROL UNIT WITH MICROPROCESSOR:

It is designed to work with 5 valve groups (described above) with pressure and/or time controlled. It deactivates the pump in case of high pressure. It stops/starts the pump during the valve position changes.

Description	Code	Pieces/box	Weight Kg	Volume m ³
• Control Unit	0221350P	1		
• Electronic Pressure Sensor	0221350PS	1		
• Wifi addition	0221350WF	1		



The stainless steel panel is not included in the price.



Valve Battery Support Systems



GEMAS VALVE BATTERY SUPPORT PIVOT SET. Made of zinc plated steel, 40x40x2,5 mm steel profile, complete with 2 pieces of stainless steel sliding pipe clamp and 2 sets of sliding fixing part; with steel footers to be fixed with 4 screws on the ground.

Description	Code	Pieces/box	Weight Kg	Volume m ³
• 2 x Ø90 Clamp - h=1,5 m	139111	1		
• 2 x Ø110 Clamp - h=1,5 m	139112	1		
• 2 x Ø125 Clamp - h=1,5 m	139113	1		
• 2 x Ø140 Clamp - h=1,5 m	139114	1		
• 2 x Ø160 Clamp - h=1,5 m	139115	1		
• 2 x Ø200 Clamp - h=1,5 m	139116	1		
• 2 x Ø225 Clamp - h=1,5 m	139117	1		
• 2 x Ø140 Clamp - h=2,0 m	139121	1		
• 2 x Ø160 Clamp - h=2,0 m	139122	1		
• 2 x Ø200 Clamp - h=2,0 m	139123	1		
• 2 x Ø225 Clamp - h=2,0 m	139124	1		

GEMAS HORIZONTAL PIPE SUPPORT SET. Made of zinc plated steel, 40x40x2,5 mm steel profile, complete with 2 pieces of stainless steel sliding pipe clamp and 2 sets of sliding fixing part; with steel footers to be fixed with 4 screws on the ground.



Description	Code	Pieces/box	Weight Kg	Volume m ³
• 1 x Ø90 Clamp - h=0,40 m	139211	1		
• 1 x Ø110 Clamp - h=0,40 m	139212	1		
• 1 x Ø125 Clamp - h=0,40 m	139213	1		
• 1 x Ø140 Clamp - h=0,40 m	139214	1		
• 1 x Ø160 Clamp - h=0,40 m	139215	1		
• 1 x Ø200 Clamp - h=0,40 m	139216	1		
• 1 x Ø225 Clamp - h=0,40 m	139217	1		



Detail 1



Detail 2

Valve Battery Support Systems

GEMAS VALVE BATTERY SUPPORT LANE - SINGLE.

Made of zinc plated steel, 40x40x2,5 mm steel profile. Complete with steel footers to be fixed with 4 screws on the ground. Other end with plastic cap.

Description	Code	Pieces/ box	Weight Kg	Volume m ³
• h= 2,0 m, Support Pivot	1391112	1		
• h= 1,5 m, Support Pivot	1391111	1		
• h= 0,4 m, Horizontal Support	1391110	1		



GEMAS SLIDING PIPE CLAMP FOR SUPPORT. Made of zinc plated steel.


Description	Code	Pieces/ box	Weight Kg	Volume m ³
• Ø90	13911111	1		
• Ø110	13911112	1		
• Ø125	13911113	1		
• Ø140	13911114	1		
• Ø160	13911115	1		
• Ø200	13911116	1		
• Ø225	13911117	1		



GEMAS SLIDING CLAMP FIXING PART.


Complete with M8 nuts and bolts. Two pieces of fixing part is necessary for each clamp.

Description	Code	Pieces/ box	Weight Kg	Volume m ³
	1391114	1		



GEMAS CAP FOR SUPPORT LANE. Made of plastic, black cap - 400 x 400 mm.

Description	Code	Pieces/ box	Weight Kg	Volume m ³
	1391113	1		



HANG-OVER Filtration Units



GEMAS "DECKON" HANG-OVER FILTRATION UNIT.

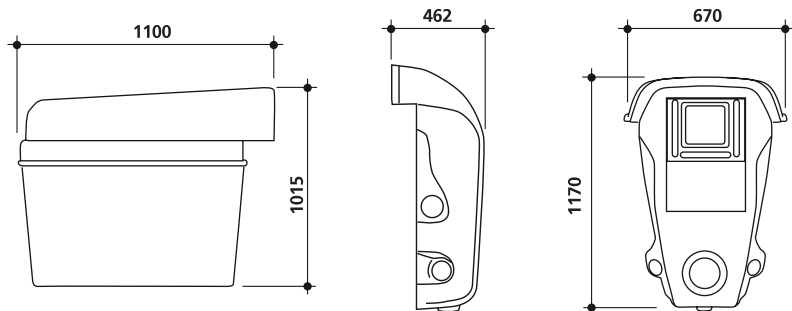
HANG-OVER Unit: The body is made of UV-resistant ABS plastic and includes a 23 W/12 V LED underwater light, skimmer, suction inlet, and 2+1 side and bottom oriented inlets. The Hang-over unit and filter room can be assembled separately using two different plastic covers (included).

Filtration Room: The base part is made of FRP, and the upper frame and room cover are made of UV-resistant ABS plastic. It comes complete with a sand or cartridge filter, electrical control board, pneumatic on-off switch, and transformer. The machine room and Hang-over unit can be installed separately. Top covers for such applications are included.

Description	Code	Pieces/box	Weight Kg	Volume m ³
Hang-over Unit	02511	1	19,100	0,420
Filtration room w/sand filter				
• Ø400 mm sand filter + 0,5 HP Pump - 6 m ³ /h	02512	1	65,850	0,870
• Ø500 mm sand filter + 0,75 HP Pump - 10 m ³ /h	02513	1	67,650	0,870
Filtration room w/cartridge filter				
• P510 cartridge filter + 0,5 HP Pump - 6 m ³ /h	02514	1		
• P512 cartridge filter + 0,75 HP Pump - 10 m ³ /h	02515	1		
• P513 cartridge filter + 1" HP Pump - 15 m ³ /h	02516	1		
Options				
• ECOSlimLED Light	051130EO	1		
• Chlorine feeder	069CLT167B	1		

PS. In case of any inquiry for Ø615 or Ø710 filter, this unit could be incorporated w/filtration room 02517.

PS. Filter media not included.



HANG-OVER Filtration Units

GEMAS "DECKON JET" HANG-OVER FILTRATION UNIT. with COUNTER CURRENT.

HANG-OVER Unit: The body is made of UV-resistant ABS plastic and includes a 23 W/12 V LED underwater light, skimmer, suction inlet, and 2+1 side and bottom oriented inlets, jet inlet, air regulator, counter current on/off pneumatic button, stainless steel handles. The Hang-over unit and filter room can be assembled separately using two different plastic covers (included).

Filtration Room: The base part is made of FRP, and the upper frame and room cover are made of UV-resistant ABS plastic. It comes complete with a circulation pump, 2 HP jet pump, sand or cartridge filter, electrical control board, pneumatic on-off switch, and transformer. The machine room and Hang-over unit can be installed separately. Top covers for such applications are included.



Description	Code	Pieces/box	Weight Kg	Volume m ³
Hang-over Unit	02511J	1	20,000	0,420
Filtration room w/sand filter				
• Ø400 mm sand filter + 0,5 HP + 2" HP Jet pump - 6 m ³ /h	02512J	1	85,850	0,870
• Ø500 mm sand filter + 0,75 HP + 2" HP Jet Pump - 10 m ³ /h	02513J	1	89,650	0,870

PS. In case of any inquiry for Ø615 or Ø710 filter, this unit could be incorporated w/filtration room 02517.

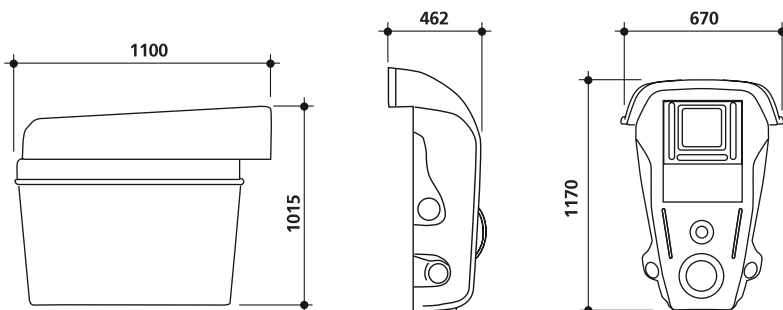
Filtration room w/cartridge filter

• P510 cartridge filter + 0,5 HP + 2" HP Jet pump - 6 m ³ /h	02514J	1		
• P512 cartridge filter + 0,75 HP + 2" HP Jet pump - 10 m ³ /h	02515J	1		
• P513 cartridge filter + 1" HP + 2" HP Jet pump - 15 m ³ /h	02516J	1		

Options

• ECOSlimLED Light	051130E0	1		
• Chlorine feeder	069CLT167B	1		

PS. Filter media not included.



Filtration Rooms



GEMAS FILTRATION ROOM

CABIN II: Body made of FRP, frame and top up made of ABS. Suitable up to Ø500 mm size premium top mounted sand filter. Body to be mounted in the ground.

CABIN III: Body and lid made LDPE, It is produced with rotational moulding technique. Complete with double sided wall joints, water drainage and locking nuts. Max. filter size Ø830 mm.



Description	Code	Pieces/box	Weight Kg	Volume m ³
• Cabin II	02510	1		
• Cabin III	0251702	1		



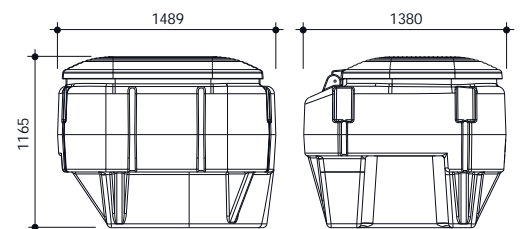
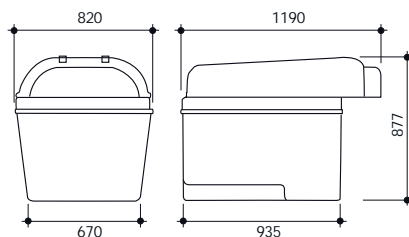
GEMAS FILTRATION UNIT WITH ROOM

Gemas Filtration Room 0251702 installed with Filtrone Sand Filter, Mini Streamer Pump.

Options: Pool Control Mono pH and Redox Controller, Chlorine Feeder, HOZ-01/02 Ozone Generator, Remote Control for UW Light and Pump, Electrical Control Panel, Transformer.



Description	Code	Pieces/box	Weight Kg	Volume
• Ø615 mm Sand Filter (021713)+ 0,75 HP Pump - 15 m ³ /h.	02517	1	124,000	1,950
• Ø710 mm Sand Filter (021814)+ 1,5 HP Pump - 20 m ³ /h.	02518	1	140,000	1,950



GEMAS Multiport Valves - Manual

GEMAS VALVEX 03 - SIDE. Multiport valve, 1,5".

Description	Code	Pieces/ box	Weight Kg	Volume m ³
• 1,5" Threaded connections	02400T	1	1,600	
• Ø50 mm Slip connections - metric	02400	1	1,600	0,008



02400

GEMAS VALVEX 03 - TOP. Multiport valve - BSP threaded body for 1,5". Bolted lid connection for 2".

Description	Code	Pieces/ box	Weight Kg	Volume m ³
• 1,5" Threaded connections	02403T	1	1,900	0,015
• Ø50 mm Slip connections - metric	02403	1	1,900	
• 2" Threaded connections	02213029T	1	3,500	



02403



02213029T

GEMAS VALVEX 03 - TOP CLAMPED. Multiport valve, 1,5", clamp set not included.

Description	Code	Pieces/ box	Weight Kg	Volume m ³
• 1,5" Threaded connections	02404T	1	1,900	0,015
• Ø50 mm Slip connections - metric	02404	1	1,900	
• Clamp set - (old)	024041	1		
• Clamp set - (new)	024042	1		




02404



02213027

GEMAS VALVEX 04 - SIDE. Multiport valve, 2"

Description	Code	Pieces/ box	Weight Kg	Volume m ³
• Multiport valve, 2" Threaded connections	02213027T	1	2,956	0,016
• Ø63 mm Slip connections - metric	02213027	1	3,000	



02213028

GEMAS VALVEX 05 - SIDE. Multiport valve, 2,5".

2" multiport valve outputs are with Ø75 mm sockets outside.

Description	Code	Pieces/ box	Weight Kg	Volume m ³
Ø75 mm Slip connections - metric	02213028	1		0,016



02213001

SIDE MULTIPORT VALVE. Threaded connection.

Description	Code	Pieces/ box	Weight Kg	Volume m ³
• 2,5" w/out connection	022130001	1		
• 3" w/out connection	022130002	1	8,000	0,050
• 4" w/out connection	022380-E20	1	18,000	0,120



022130002



022380-E20

Automatic Multiport Valves



Automatic Multiport Valves; Automatic side mounted multiport valve with Pressure and Time Controller. Adjustable Backwash and Rinse periods.

Description	Code	Pieces/box	Weight Kg	Volume m ³
• 1,5", Threaded connection	0221310	1	4,000	0,033
• 2", Threaded connection	0221320	1	5,000	0,033
• Gemas,0,5, Threaded connection	0221311	1		
• Gemas, 2", Threaded connection	0221312	1		

Filtration Media - Quartz Sand



Quartz Sand

Description	Code	Pieces/box	Weight Kg	Volume m ³
• (0,5 - 1,0 mm)	02312	1	25,000	0,040
• (1,0 - 3,0 mm)	02313	1	25,000	0,040
• (3,0 - 5,0 mm)	02314	1	25,000	0,040

Anthracite

Description	Code	Pieces/box	Weight Kg	Volume m ³
Price per liter	02321	1	30,000	0,040

Zeolite

Description	Code	Pieces/box	Weight Kg	Volume m ³
Price per liter	02331	1	25,000	0,050

PS: Zeolite is used instead of Quartz or with Quartz.

It is used to reduce Iron elements or stabilize the hardness in pool water.

Should be backwashed and rinsed for 30 minutes before first operation.

Filter Sand Evacuation Tool



SANDVAC. Sand Evacuation Tool. Works with wet-dry vacuuming. Stainless Steel Body. Complete with hose. 220V / 50 Hz - Monophase

Description	Code	Pieces/box	Weight Kg	Volume m ³
	02601	1		

GEMAS Glass Filtration Media

GEMAS GLASS FILTER-MEDIA

An environmentally friendly alternative to silica sand for filtration purposes. It is made from recycled glass, eliminating the need for intrusive mining and reducing the consumption of scarce resources.

GGFM offers several benefits over silica sand:

Improved Efficiency: Due to its angular to sub-angular particle shape and bound silica content, GGFM provides a 30% improvement in turbidity removal compared to silica sand. It also has the ability to remove finer particles from water.

Reduced Backwashing: The non-porous composition of GGFM prevents it from clumping, resulting in reduced backwashing needs. This leads to water, energy, and chemical treatment cost savings.

Cleaner Performance: GGFM's smooth surface area makes it less susceptible to bio-fouling compared to silica sand. Bacteria are unable to get trapped in cracks or flaws, reducing the need for remedial action and chemical treatment to combat pollutants.

Lower Material Requirement: GGFM is less dense than sand, requiring 15% less media to fill an equivalent filter.

Longer Lifespan: GGFM's durability translates to a longer lifespan, potentially eliminating the need for media replacement during filter refurbishment.

Overall, GEMAS GLASS FILTER-MEDIA offers superior performance, cost-effectiveness, and environmental advantages compared to traditional silica sand. It contributes to efficient filtration, reduced maintenance, and a longer-lasting filtration system.



Description	Code	Pieces/box	Weight Kg	Volume m ³
• 0,6 mm - 1,00 mm grain thickness	023411	1		
• 1 mm - 3,00 mm grain thickness	023412	1		
• 3 mm - 5,00 mm grain thickness	023413	1		

Density Comparison GGFM Against Sand

Dia of Filter (mm)	Total Grade 1&3 Sand Required (kg)	Total Grade 1&3 GGFM Required (kg)
600	150	130
750	250	215
900	450	385
1000	700	595
1200	1300	1100
1400	1950	1660
1600	2750	2340
1800	3650	3105
2000	4750	4040
2200	5700	4845
2400	6600	5610
2500	7000	5950

As GGFM is lighter than sand, it requires approximately 15% less GGFM to achieve the same filter bed depth as sand.





Polymer Filtration Media

Polymer Filtration Media - PFM: Syntetic Filtration Media made of polymer, can be used instead of quartz sand for commercial or domestic sand filters. Its being lightweight is a great advantage during the application. Backwash can be done as usual. But as pressure increase is low inside the polluted filter, backwash should be done with timing (The longest backwash period once in a week). It gives opportunity to get the required flow rate rate with a smaller pump, as pressure loss is low. 1 bag of PFM is 500 gr and it's equal to 25 kg sand. Can also be used inside cartridge filters. It filters 1 micron particules and yet not flocculant is required with PFM.

Description	Code	Pieces/box	Weight Kg	Volume m ³
• PFM Bag	02351	1	25	

POOLSIDE EQUIPMENT



03 Poolside Equipment

77

04 In-Pool Materials

99



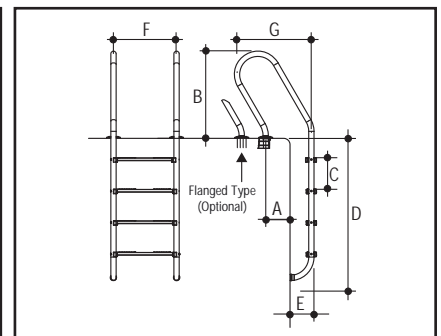
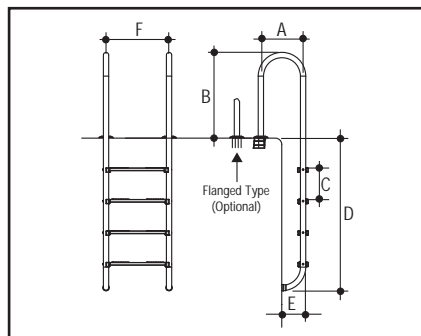
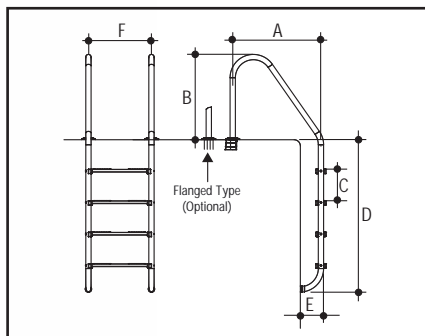
Pool Ladders



STANDARD

"U" MODEL

COMBINED



Number of Treads	A	B	C	D	E	F
2	700	690	250	700	190	500
3	700	690	250	950	190	500
4	700	690	250	1200	190	500
5	700	690	250	1450	190	500

Number of Treads	A	B	C	D	E	F
2	330	670	250	700	190	500
3	330	670	250	950	190	500
4	330	670	250	1200	190	500
5	330	670	250	1450	190	500

Number of Treads	A	B	C	D	E	F	G
2	210	690	250	630	190	500	640
3	210	690	250	880	190	500	640
4	210	690	250	1130	190	500	640
5	210	690	250	1380	190	500	640

500 mm width. The treads are made of AISI 304 grade stainless steel and feature anti-slip surface. The handrails are made of Ø42 mm AISI 304 grade polished stainless steel pipe. Complete with plastic anchors, anchor escutcheons, end caps, bolts and nuts.

STANDARD 304 MODEL WITH STAINLESS STEEL TREADS.


Description	Code	Pieces/box	Weight Kg	Volume m ³
• With 2 Stainless Steel Treads	0311111	1	10,200	0,122
• With 3 Stainless Steel Treads	0311112	1	11,900	0,122
• With 4 Stainless Steel Treads	0311113	1	13,300	0,122
• With 5 Stainless Steel Treads	0311114	1	14,800	0,139

U 304 MODEL WITH STAINLESS STEEL TREADS.

Description	Code	Pieces/box	Weight Kg	Volume m ³
• With 2 Stainless Steel Treads	0311211	1	8,800	0,071
• With 3 Stainless Steel Treads	0311212	1	10,200	0,071
• With 4 Stainless Steel Treads	0311213	1	11,800	0,071
• With 5 Stainless Steel Treads	0311214	1	13,100	0,079

COMBINED 304 MODEL WITH STAINLESS STEEL TREADS

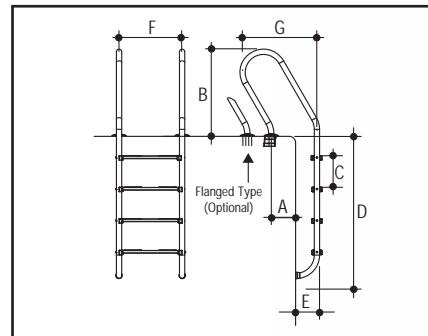
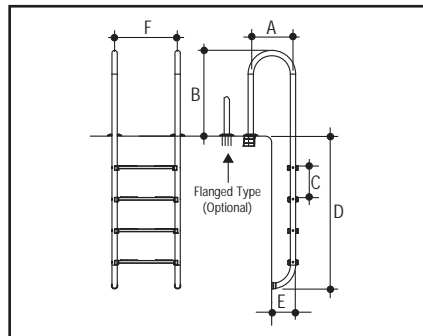
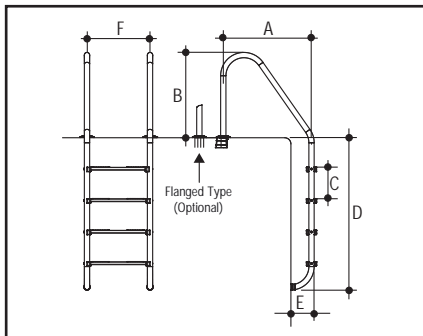
Description	Code	Pieces/box	Weight Kg	Volume m ³
• With 2 Stainless Steel Treads	0311311	1	9,700	0,118
• With 3 Stainless Steel Treads	0311312	1	11,200	0,118
• With 4 Stainless Steel Treads	0311313	1	12,800	0,118
• With 5 Stainless Steel Treads	0311314	1	14,300	0,118



Zinc Anode

PS: For ladders with zinc anode protection, please add "Z" at end of product code.

Pool Ladders


STANDARD
"U" MODEL
COMBINED


Number of Treads	A	B	C	D	E	F
2	700	690	250	700	190	500
3	700	690	250	950	190	500
4	700	690	250	1200	190	500
5	700	690	250	1450	190	500

Number of Treads	A	B	C	D	E	F
2	330	670	250	700	190	500
3	330	670	250	950	190	500
4	330	670	250	1200	190	500
5	330	670	250	1450	190	500

Number of Treads	A	B	C	D	E	F	G
2	210	690	250	630	190	500	640
3	210	690	250	880	190	500	640
4	210	690	250	1130	190	500	640
5	210	690	250	1380	190	500	640

STANDARD 316 MODEL WITH STAINLESS STEEL TREADS.

500 mm width. The treads are made of AISI 316 grade stainless steel and feature anti-slip surface. The handrails are made of Ø42 mm AISI 316 grade polished stainless steel pipe. Complete with plastic anchors, anchor escutcheons, end caps, bolts and nuts.

Description	Code	Pieces/box	Weight Kg	Volume m ³
• With 2 Stainless Steel Treads	0312111	1	10,600	0,122
• With 3 Stainless Steel Treads	0312112	1	12,300	0,122
• With 4 Stainless Steel Treads	0312113	1	13,700	0,122
• With 5 Stainless Steel Treads	0312114	1	15,200	0,139

U 316 MODEL WITH STAINLESS STEEL TREADS.

Description	Code	Pieces/box	Weight Kg	Volume m ³
• With 2 Stainless Steel Treads	0312221	1	9,200	0,071
• With 3 Stainless Steel Treads	0312222	1	10,600	0,071
• With 4 Stainless Steel Treads	0312223	1	12,200	0,071
• With 5 Stainless Steel Treads	0312224	1	13,500	0,079

COMBINED 316 MODEL WITH STAINLESS STEEL TREADS.

Description	Code	Pieces/box	Weight Kg	Volume m ³
• With 2 Stainless Steel Treads	0312311	1	10,100	0,118
• With 3 Stainless Steel Treads	0312312	1	11,600	0,118
• With 4 Stainless Steel Treads	0312313	1	13,200	0,118
• With 5 Stainless Steel Treads	0312314	1	14,700	0,118

PS: For ladders with zinc anode protection, please add "Z" at end of product code.

Pool Ladders - Commercial Pools



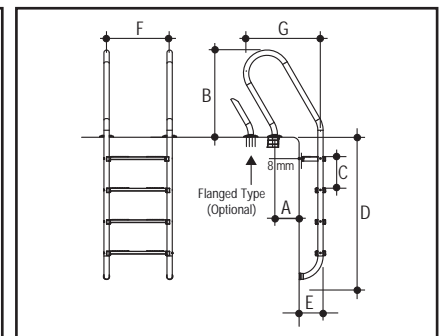
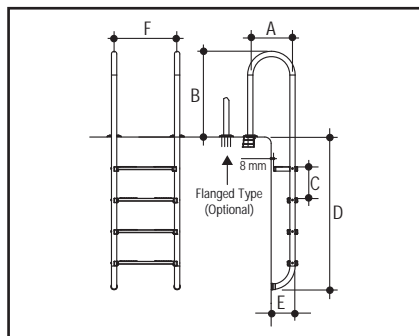
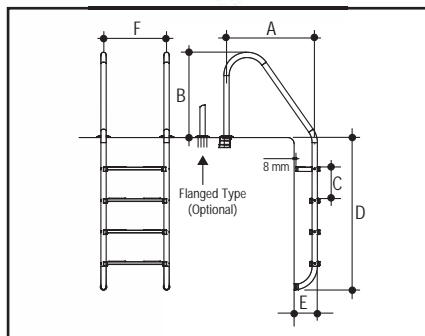
STANDARD



"U" MODEL



COMBINED



Number of Treads	A	B	C	D	E	F
2	700	690	250	700	190	500
3	700	690	250	950	190	500
4	700	690	250	1200	190	500
5	700	690	250	1450	190	500

Number of Treads	A	B	C	D	E	F
2	330	670	250	700	190	500
3	330	670	250	950	190	500
4	330	670	250	1200	190	500
5	330	670	250	1450	190	500

Number of Treads	A	B	C	D	E	F	G
2	210	690	250	630	190	500	640
3	210	690	250	880	190	500	640
4	210	690	250	1130	190	500	640
5	210	690	250	1380	190	500	640

500 mm width. The treads are made of AISI 304 grade stainless steel and feature anti-slip surface. The handrails are made of Ø42 mm AISI 304 grade polished stainless steel pipe. Complete with plastic anchors, anchor escutcheons, end caps, bolts and nuts. Manufactured with double safety tread in accordance to EN 13451-2/AC standard.

STANDARD 304 MODEL WITH STAINLESS STEEL TREADS - FOR PUBLIC POOLS.


Description	Code	Pieces/box	Weight Kg	Volume m ³
• With 2 Stainless Steel Treads	0311111EU	1	11,400	0,122
• With 3 Stainless Steel Treads	0311112EU	1	13,100	0,122
• With 4 Stainless Steel Treads	0311113EU	1	14,500	0,122
• With 5 Stainless Steel Treads	0311114EU	1	16,000	0,139

U 304 MODEL WITH STAINLESS STEEL TREADS - FOR PUBLIC POOLS.

Description	Code	Pieces/box	Weight Kg	Volume m ³
• With 2 Stainless Steel Treads	0311211EU	1	10,000	0,071
• With 3 Stainless Steel Treads	0311212EU	1	11,400	0,071
• With 4 Stainless Steel Treads	0311213EU	1	13,000	0,071
• With 5 Stainless Steel Treads	0311214EU	1	14,300	0,079

COMBINED 304 MODEL WITH STAINLESS STEEL TREADS - FOR PUBLIC POOLS.

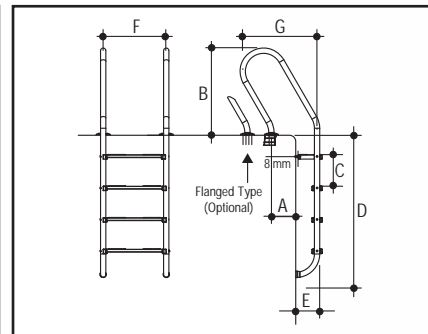
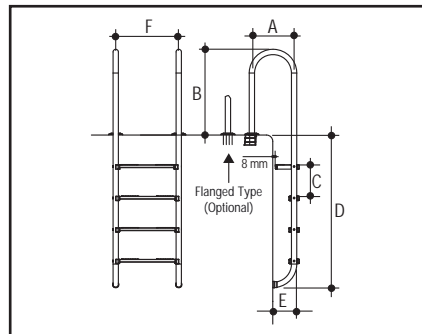
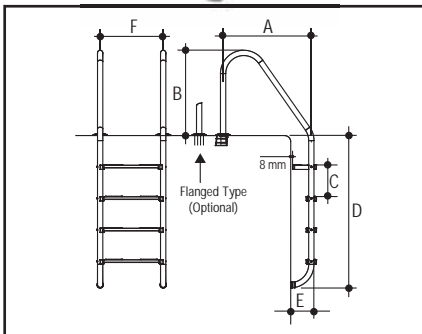
Description	Code	Pieces/box	Weight Kg	Volume m ³
• With 2 Stainless Steel Treads	0311311EU	1	10,900	0,118
• With 3 Stainless Steel Treads	0311312EU	1	12,400	0,118
• With 4 Stainless Steel Treads	0311313EU	1	14,000	0,118
• With 5 Stainless Steel Treads	0311314EU	1	15,500	0,118



Zinc Anode

PS: For ladders with zinc anode protection, please add "Z" at end of product code.

Pool Ladders - Commercial Pools


STANDARD
"U" MODEL
COMBINED


Number of Treads	A	B	C	D	E	F
2	700	690	250	700	190	500
3	700	690	250	950	190	500
4	700	690	250	1200	190	500
5	700	690	250	1450	190	500

Number of Treads	A	B	C	D	E	F
2	330	670	250	700	190	500
3	330	670	250	950	190	500
4	330	670	250	1200	190	500
5	330	670	250	1450	190	500

Number of Treads	A	B	C	D	E	F	G
2	210	690	250	630	190	500	640
3	210	690	250	880	190	500	640
4	210	690	250	1130	190	500	640
5	210	690	250	1380	190	500	640

500 mm width. The treads are made of AISI 316 grade stainless steel and feature anti-slip surface. The handrails are made of Ø42 mm AISI 316 grade polished stainless steel pipe. Complete with plastic anchors, anchor escutcheons, end caps, bolts and nuts. Manufactured with double safety tread in accordance to EN 13451-2/AC standard.

STANDARD 316 MODEL WITH STAINLESS STEEL TREADS - FOR PUBLIC POOLS.

Description	Code	Pieces/box	Weight Kg	Volume m ³
• With 2 Stainless Steel Treads	031211EU	1	11,800	0,122
• With 3 Stainless Steel Treads	031212EU	1	13,500	0,122
• With 4 Stainless Steel Treads	031213EU	1	14,900	0,122
• With 5 Stainless Steel Treads	031214EU	1	16,400	0,139

U 316 MODEL WITH STAINLESS STEEL TREADS - FOR PUBLIC POOLS.

Description	Code	Pieces/box	Weight Kg	Volume m ³
• With 2 Stainless Steel Treads	031221EU	1	10,400	0,071
• With 3 Stainless Steel Treads	031222EU	1	11,800	0,071
• With 4 Stainless Steel Treads	031223EU	1	13,400	0,071
• With 5 Stainless Steel Treads	031224EU	1	14,700	0,079

COMBINED 316 MODEL WITH STAINLESS STEEL TREADS - FOR PUBLIC POOLS.

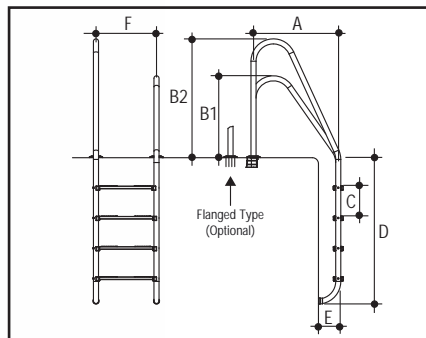
Description	Code	Pieces/box	Weight Kg	Volume m ³
• With 2 Stainless Steel Treads	031231EU	1	11,300	0,118
• With 3 Stainless Steel Treads	031232EU	1	12,800	0,118
• With 4 Stainless Steel Treads	031233EU	1	14,200	0,118
• With 5 Stainless Steel Treads	031234EU	1	15,900	0,118

PS: For ladders with zinc anode protection, please add "Z" at end of product code.

Pool Ladders



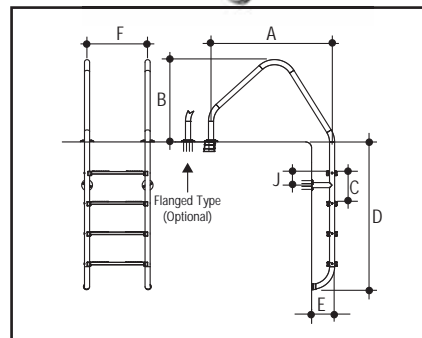
ASYMMETRIC



Number of Treads	A	B1	B2	C	D	E	F
2	700	690	980	250	730	190	500
3	700	690	980	250	980	190	500
4	700	690	980	250	1230	190	500
5	700	690	980	250	1480	190	500



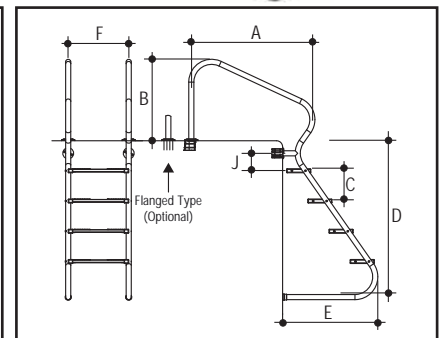
OVERFLOW



Number of Treads	A	B	C	D	E	F	J
2	1020	650	250	750	190	500	100
3	1020	650	250	1000	190	500	100
4	1020	650	250	1250	190	500	100
5	1020	650	250	1500	190	500	100



EASY ACCESS



Number of Treads	A	B	C	D	E	F	J
2	1020	670	250	770	440	500	150
3	1020	670	250	1020	615	500	150
4	1020	670	250	1270	790	500	150
5	1020	670	250	1520	965	500	150

500 mm width. The treads are made of AISI 304 grade stainless steel and feature anti-slip surface.

The handrails are made of Ø42 mm AISI 304 grade polished stainless steel pipe. Manufactured with double safety tread in accordance to EN 13451-2/AC standard. Complete with plastic anchors, anchor escutcheons, end caps, bolts and nuts.

ASYMMETRIC 304 MODEL WITH STAINLESS STEEL TREADS.


Description	Code	Pieces/box	Weight Kg	Volume m ³
• With 2 Stainless Steel Treads	0311811	1		0,247
• With 3 Stainless Steel Treads	0311812	1		0,247
• With 4 Stainless Steel Treads	0311813	1		0,247
• With 5 Stainless Steel Treads	0311814	1		0,271

OVERFLOW 304 MODEL WITH STAINLESS STEEL TREADS.

Description	Code	Pieces/box	Weight Kg	Volume m ³
• With 2 Stainless Steel Treads	0311411	1	12,500	0,247
• With 3 Stainless Steel Treads	0311412	1	13,700	0,247
• With 4 Stainless Steel Treads	0311413	1	15,100	0,247
• With 5 Stainless Steel Treads	0311414	1	17,000	0,271

EASY ACCESS 304 MODEL WITH STAINLESS STEEL TREADS.

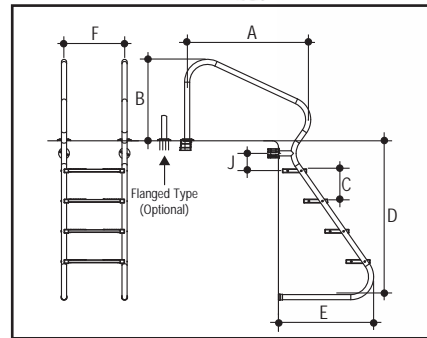
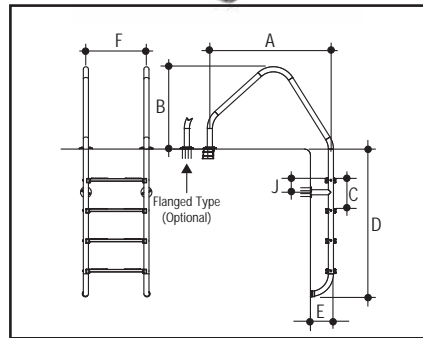
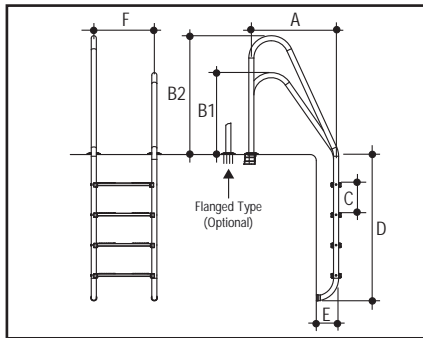
Description	Code	Pieces/box	Weight Kg	Volume m ³
• With 2 Stainless Steel Treads	0311511	1		
• With 3 Stainless Steel Treads	0311512	1		
• With 4 Stainless Steel Treads	0311513	1		
• With 5 Stainless Steel Treads	0311514	1		



Zinc Anode

PS: For ladders with zinc anode protection, please add "Z" at end of product code.

Pool Ladders


ASYMMETRIC
OVERFLOW
EASY ACCESS


Number of Treads	A	B1	B2	C	D	E	F
2	700	690	980	250	730	190	500
3	700	690	980	250	980	190	500
4	700	690	980	250	1230	190	500
5	700	690	980	250	1480	190	500

Number of Treads	A	B	C	D	E	F	J
2	1020	650	250	750	190	500	100
3	1020	650	250	1000	190	500	100
4	1020	650	250	1250	190	500	100
5	1020	650	250	1500	190	500	100

Number of Treads	A	B	C	D	E	F	J
2	1020	670	250	770	440	500	150
3	1020	670	250	1020	615	500	150
4	1020	670	250	1270	790	500	150
5	1020	670	250	1520	965	500	150

ASYMMETRIC 316 MODEL WITH STAINLESS STEEL TREADS.

500 mm width. The treads are made of AISI 316 grade stainless steel and feature anti-slip surface.

The handrails are made of Ø42 mm AISI 316 grade polished stainless steel pipe. Manufactured with double safety tread in accordance to EN 13451-2/AC standard. Complete with plastic anchors, anchor escutcheons, end caps, bolts and nuts.

Description	Code	Pieces/box	Weight Kg	Volume m ³
• With 2 Stainless Steel Treads	0312811	1		0,247
• With 3 Stainless Steel Treads	0312812	1		0,247
• With 4 Stainless Steel Treads	0312813	1		0,247
• With 5 Stainless Steel Treads	0312814	1		0,271

OVERFLOW 316 MODEL WITH STAINLESS STEEL TREADS.

Description	Code	Pieces/box	Weight Kg	Volume m ³
• With 2 Stainless Steel Treads	0312411	1	12,500	0,247
• With 3 Stainless Steel Treads	0312412	1	13,700	0,247
• With 4 Stainless Steel Treads	0312413	1	15,100	0,247
• With 5 Stainless Steel Treads	0312414	1	17,000	0,271

EASY ACCESS 316 MODEL WITH STAINLESS STEEL TREADS.

Description	Code	Pieces/box	Weight Kg	Volume m ³
• With 2 Stainless Steel Treads	0312511	1		
• With 3 Stainless Steel Treads	0312512	1		
• With 4 Stainless Steel Treads	0312513	1		
• With 5 Stainless Steel Treads	0312514	1		

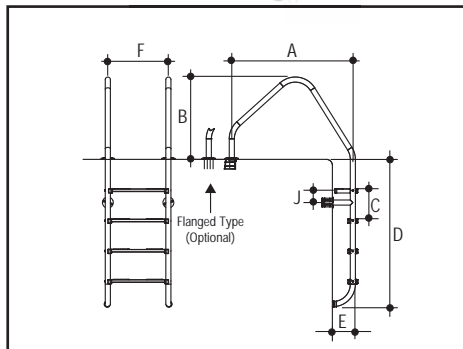
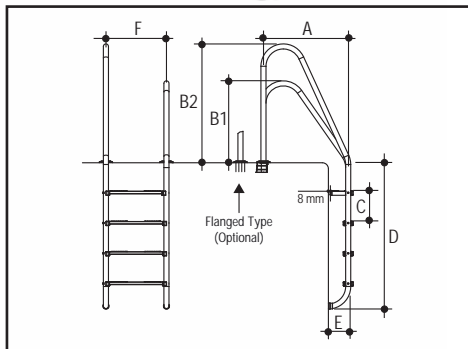
PS: For ladders with zinc anode protection, please add "Z" at end of product code.

Pool Ladders - Commercial Pools



ASYMMETRIC

OVERFLOW



Number of Treads	A	B1	B2	C	D	E	F
2	700	670	965	250	720	180	500
3	700	670	965	250	980	180	500
4	700	670	965	250	1260	180	500
5	700	670	965	250	1470	180	500

Number of Treads	A	B	C	D	E	F
2	1020	660	250	650	180	500
3	1020	660	250	900	180	500
4	1020	660	250	1240	180	500
5	1020	660	250	1425	180	500

500 mm width. The treads are made of AISI 304 grade stainless steel and feature anti-slip surface.

The handrails are made of Ø42 mm AISI 304 grade polished stainless steel pipe. Complete with plastic anchors, anchor escutcheons, end caps, bolts and nuts.


Manufactured with double safety tread in accordance to EN 13451-2/AC standard.

ASYMMETRIC 304 MODEL WITH STAINLESS STEEL TREADS - FOR PUBLIC POOLS.

Description	Code	Pieces/box	Weight Kg	Volume m ³
• With 2 Stainless Steel Treads	0311811EU	1		
• With 3 Stainless Steel Treads	0311812EU	1		
• With 4 Stainless Steel Treads	0311813EU	1		
• With 5 Stainless Steel Treads	0311814EU	1		

OVERFLOW 304 MODEL WITH STAINLESS STEEL TREADS - FOR PUBLIC POOLS.

Description	Code	Pieces/box	Weight Kg	Volume m ³
• With 2 Stainless Steel Treads	0311411EU	1	13,700	0,247
• With 3 Stainless Steel Treads	0311412EU	1	14,900	0,247
• With 4 Stainless Steel Treads	0311413EU	1	17,300	0,247
• With 5 Stainless Steel Treads	0311414EU	1	19,200	0,271

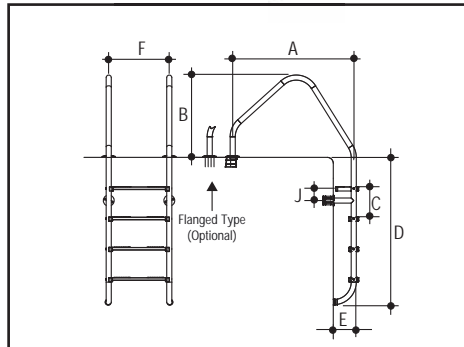
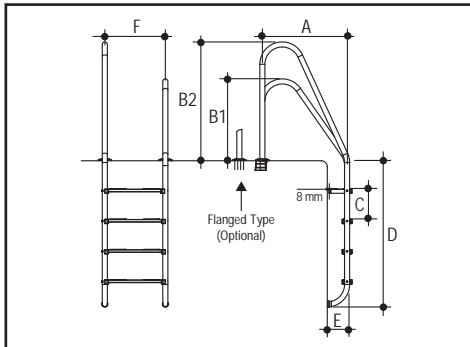


Zinc Anode

PS: For ladders with zinc anode protection, please add "Z" at end of product code.

We reserve our right to change all or part of the features of the articles or contents of this document, without prior notice.

Pool Ladders - Commercial Pools


ASYMMETRIC
OVERFLOW


Number of Treads	A	B	C	D	E	F
2	1020	660	250	650	180	500
3	1020	660	250	900	180	500
4	1020	660	250	1240	180	500
5	1020	660	250	1425	180	500

Number of Treads	A	B1	B2	C	D	E	F
2	700	670	965	250	720	180	500
3	700	670	965	250	980	180	500
4	700	670	965	250	1260	180	500
5	700	670	965	250	1470	180	500

ASYMMETRIC 316 MODEL WITH STAINLESS STEEL TREADS - FOR PUBLIC POOLS.

500 mm width. The treads are made of AISI 316 grade stainless steel and feature anti-slip surface.

The handrails are made of Ø42 mm AISI 316 grade polished stainless steel pipe. Complete with plastic anchors, anchor escutcheons, end caps, bolts and nuts.

Manufactured with double safety tread in accordance to EN 13451-2/AC standard.

Description	Code	Pieces/box	Weight Kg	Volume m ³
• With 2 Stainless Steel Treads	0312811EU	1		
• With 3 Stainless Steel Treads	0312812EU	1		
• With 4 Stainless Steel Treads	0312813EU	1		
• With 5 Stainless Steel Treads	0312814EU	1		

OVERFLOW 316 MODEL WITH STAINLESS STEEL TREADS - FOR PUBLIC POOLS.

Description	Code	Pieces/box	Weight Kg	Volume m ³
• With 2 Stainless Steel Treads	0312411EU	1	14,100	0,247
• With 3 Stainless Steel Treads	0312412EU	1	15,300	0,247
• With 4 Stainless Steel Treads	0312413EU	1	16,700	0,247
• With 5 Stainless Steel Treads	0312414EU	1	19,600	0,271

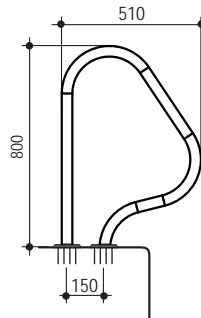
PS: For ladders with zinc anode protection, please add "Z" at end of product code.

Grab Rails for Split Model Pool Ladders

Steep Grab Rail: 510 x 800 mm. Made of Ø42 mm AISI 304 stainless steel pipe. Complete with fixing plates, gaskets, bolts and bolt plugs.



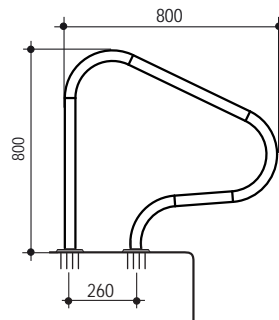
Description	Code	Pieces/box	Weight Kg	Volume m ³
Set of 2	03322	1	5,000	5,000



Deep Grab Rail: 800 x 800 mm. Made of Ø42 mm AISI 304 stainless steel pipe. Complete with fixing plates, gaskets, bolts and bolt plugs.



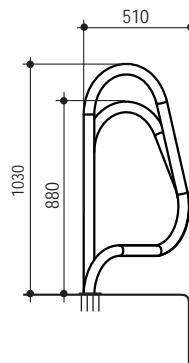
Description	Code	Pieces/box	Weight Kg	Volume m ³
Set of 2	03323	1	5,000	5,000



Cross Grab Rail: Ø42 mm. Made of Ø42 mm AISI 304 stainless steel pipe. Complete with monoblock rectangular fixing plate, gaskets, bolts and bolt plugs.



Description	Code	Pieces/box	Weight Kg	Volume m ³
Set of 2	03324	1	5,000	5,000


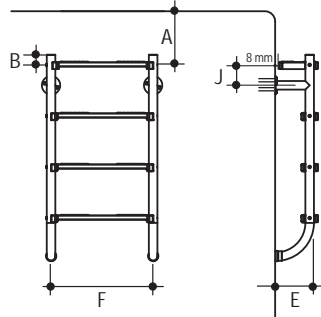


Pool Ladders

SPLIT 304 MODEL WITH STAINLESS STEEL TREADS.

500 mm width. Treads in AISI 304 grade stainless steel and anti-slip. Handrails made of Ø42 mm pipe are in AISI 304 grade polished stainless steel. Complete with plastic anchors, anchor escutcheons, end caps, bolts and nuts.

Number of Treads	A	B	C	E	F	J
2	250	50	250	190	500	100
3	250	50	250	190	500	100
4	250	50	250	190	500	100
5	250	50	250	190	500	100




Description	Code	Pieces/box	Weight Kg	Volume m ³
• With 2 Stainless Steel Treads	0311711	1	12,500	0,247
• With 3 Stainless Steel Treads	0311712	1	13,700	0,247
• With 4 Stainless Steel Treads	0311713	1	15,100	0,247
• With 5 Stainless Steel Treads	0311714	1	17,000	0,271

SPLIT 316 MODEL WITH STAINLESS STEEL TREADS.

500 mm width. Treads in AISI 316 grade stainless steel and anti-slip. Handrails made of Ø42 mm pipe are in AISI 316 grade polished stainless steel. Complete with plastic anchors, anchor escutcheons, end caps, bolts and nuts.

Description	Code	Pieces/box	Weight Kg	Volume m ³
• With 2 Stainless Steel Treads	0312711	1	12,500	0,247
• With 3 Stainless Steel Treads	0312712	1	13,700	0,247
• With 4 Stainless Steel Treads	0312713	1	15,100	0,247
• With 5 Stainless Steel Treads	0312714	1	17,000	0,271



SPLIT 304 MODEL WITH STAINLESS STEEL TREADS - FOR PUBLIC POOLS.

500 mm width. Treads in AISI 304 grade stainless steel and anti-slip. Handrails made of Ø42 mm pipe are in AISI 304 grade polished stainless steel. Complete with plastic anchors, anchor escutcheons, end caps, bolts and nuts. Manufactured with double safety tread in accordance to EN 13451- 2/AC standard.

Description	Code	Pieces/box	Weight Kg	Volume m ³
• With 2 Stainless Steel Treads	0311711EU	1	12,900	0,247
• With 3 Stainless Steel Treads	0311712EU	1	14,100	0,247
• With 4 Stainless Steel Treads	0311713EU	1	15,500	0,247
• With 5 Stainless Steel Treads	0311714EU	1	17,400	0,271

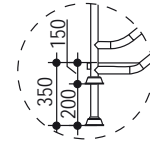
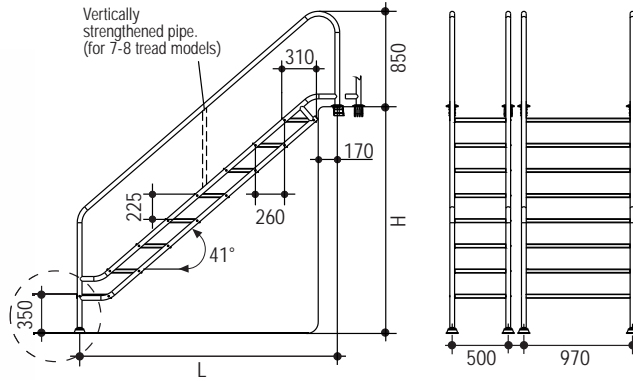


Pool Ladders for Disabled Persons



INCLINED 304 MODEL STAINLESS STEEL POOL LADDER - WIDTH=500 mm.

For easy entry and exit in to and out from leisure or hydrotherapy pools for people not requiring a hydraulic lift chair. Handrails made of Ø42 mm pipe are in AISI 304 grade polished stainless steel. Complete with anti-slip stainless steel treads plastic anchors, anchor escutcheons, end caps, bolts and nuts.



Number of Treads	Height H	Length L
4	950 - 1150	1290
5	1175 - 1375	1550
6	1400 - 1600	1810
7	1625 - 1825	2070
8	1850 - 2050	2330



Description	Code	Pieces/box	Weight Kg	Volume m ³
• With 4 Stainless Steel Treads	0311611	1		
• With 5 Stainless Steel Treads	0311612	1		
• With 6 Stainless Steel Treads	0311613	1		
• With 7 Stainless Steel Treads	0311614	1		
• With 8 Stainless Steel Treads	0311615	1		

PS: For 316 stainless steel option - add 30%

INCLINED 304 MODEL STAINLESS STEEL POOL LADDER - WIDTH=970 mm.

For easy entry and exit in to and out from leisure or hydrotherapy pools for people not requiring a hydraulic lift chair. Handrails made of Ø42 mm pipe are in AISI 304 grade polished stainless steel. Complete with anti-slip stainless steel treads plastic anchors, anchor escutcheons, end caps, bolts and nuts.



Description	Code	Pieces/box	Weight Kg	Volume m ³
• With 4 Stainless Steel Treads	0311621	1		
• With 5 Stainless Steel Treads	0311622	1		
• With 6 Stainless Steel Treads	0311623	1		
• With 7 Stainless Steel Treads	0311624	1		
• With 8 Stainless Steel Treads	0311625	1		

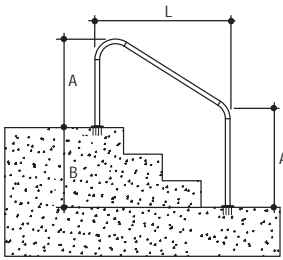
PS: For 316 stainless steel option - add 30%



Handrails for Concrete Steps

IN-POOL HANDRAIL. Made of AISI 304 grade polished stainless steel Ø42 mm pipe. Complete with fixing plates and screws.

Description	Code	Pieces/box	Weight Kg	Volume m ³
• Length: 1220 mm	03311	1	7,000	0,237
• Length: 1524 mm	03312	1	8,000	0,261

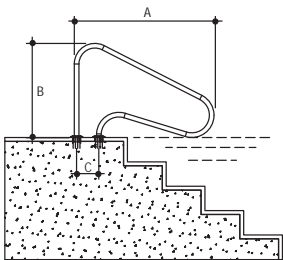


L	A	B
1220	800	680
1524	800	855




OUT-POOL HANDRAIL. Made of AISI 304 grade polished St. steel Ø42 mm pipe. Complete with fixing plates and screws.

Description	Code	Pieces/box	Weight Kg	Volume m ³
Length: 1250 mm	03321	1	5,000	0,060

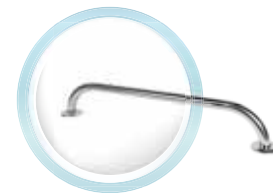


A	B	C
1250	850	200



LATERAL GRAB RAIL WITH FIXING PLATES. Made of AISI 304 grade polished stainless steel Ø42 mm pipe. Complete with fixing plates and screws.

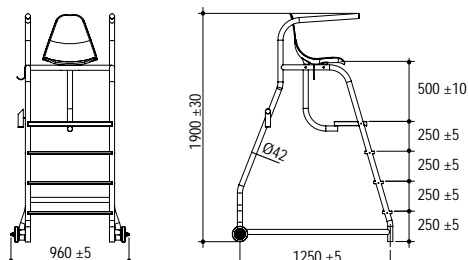
Description	Code	Pieces/box	Weight Kg	Volume m ³
• Length: 0.5 m	03331	1	2,000	0,019
• Length: 1.0 m	03332	1	3,000	0,037
• Length: 2.0 m	03333	1	7,500	0,072
• Length: 2.5 m	03334	1	9,000	0,089



LIFEGUARD SEAT.

AISI 304 grade polished stainless steel Ø42 mm pipe.

Description	Code	Pieces/box	Weight Kg	Volume m ³
Model 2	14671	1		



Ladder Accessories



LADDER ANCHOR. Made of plastic for Ø42 mm pipe, grounding connection is optional.

Description	Code	Pieces/box	Weight Kg	Volume m ³
• Solid plastic for Ø42 mm pipe.	03201		0,142	
• Stainless steel anchor	03201S			

PS: Please place special order for anchor models with ground connection.



ANCHOR ESCUTCHEON

Description	Code	Pieces/box	Weight Kg	Volume m ³
Made of AISI 304 grade polished stainless steel, price per piece	032021			



LADDER TREADS

Description	Code	Pieces/box	Weight Kg	Volume m ³
• Made of AISI 304 St. steel with anti-slip pad for Ø42 mm handrails, width 500 mm	032031	1		
• Ditto, Inclined	0320311	1		
• Made of AISI 304 St. steel with anti-slip pad for Ø38 mm handrails, width 500 mm	032032	1		
• Ditto, Inclined	0320321	1		
• Double Tread. Made of AISI 304 St. steel with anti-slip pad for Ø42 mm handrails, width 500 mm	032033	1		
• Ditto, Inclined	0320331	1		



ARTICULATED ANCHOR

Description	Code	Pieces/box	Weight Kg	Volume m ³
Made of AISI 304 grade St. steel for Ø42 mm handrails. Price per piece	03210		0,602	




03204

03205

END CAP

Description	Code	Pieces/box	Weight Kg	Volume m ³
• Flexible for Ø42 mm pipe. Price per piece	03204			
• Swivel foot pad for Ø42 mm pipe. Angle can be adjusted by rotating the eye ball socket. Price per piece	03205			



ZINC ANODE FOR LADDER PROTECTION

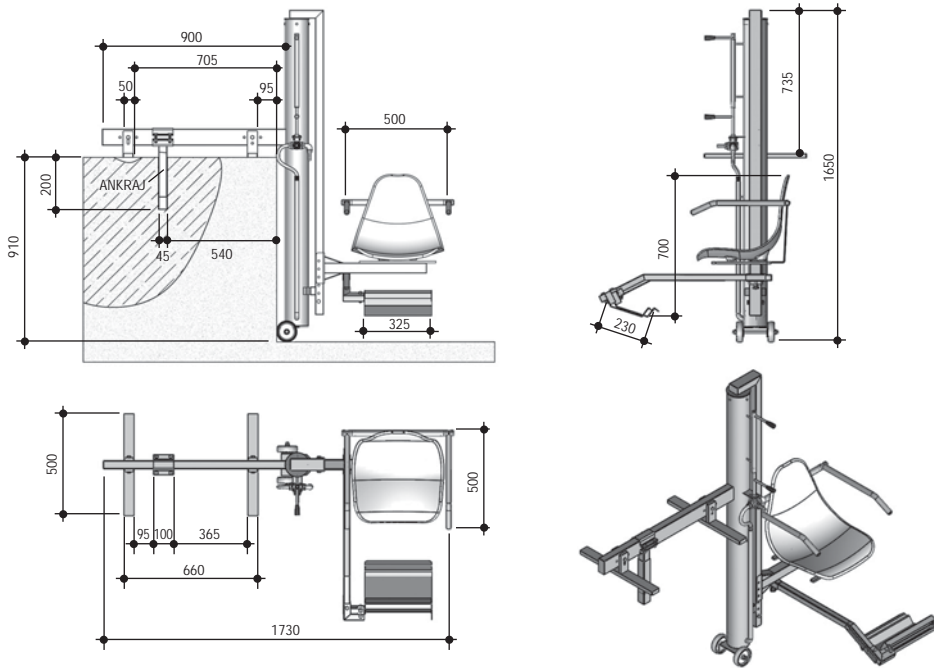
Description	Code	Pieces/box	Weight Kg	Volume m ³
Made of pure Zinc to be mounted under ladder step	03208		0,098	

Pool Lift for Disabilities

Pool lift for disabilities: Hydraulic lift made of AISI 316 stainless steel. Garden irrigation hose has to be connected to hydraulic lift. Required minimum water pressure is 3,5 kg/cm². User friendly installation and can easily be adapted to existing pool.




Description	Code	Pieces/box	Weight Kg	Volume m ³
Pool lift for disabilities	04101	1		

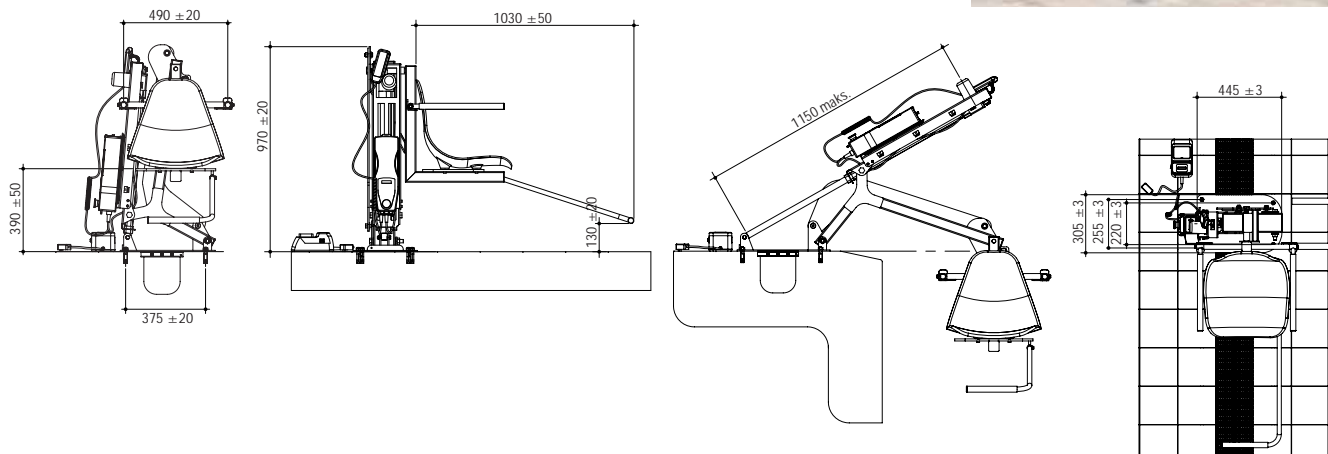


Disabled Lift Rechargeable

Disabled Lift Rechargeable: The stainless steel rechargeable disabled elevator is crafted from high-quality materials with specific features for enhanced functionality and durability. Key attributes include corrosion resistance to water and high temperatures, a rechargeable and removable battery system, a digital battery charge indicator for user awareness, and a convenient charging device. The elevator is designed for practical installation, easily adaptable to existing pool systems. Overall, it presents a reliable, long-lasting, and user-friendly solution.



Description	Code	Pieces/box	Weight Kg	Volume m ³
Disabled Lift Rechargeable	04104	1		


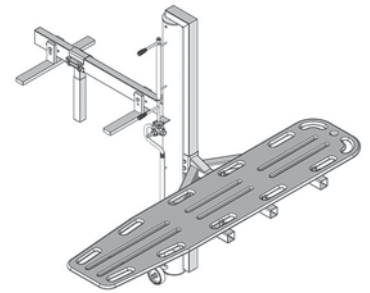
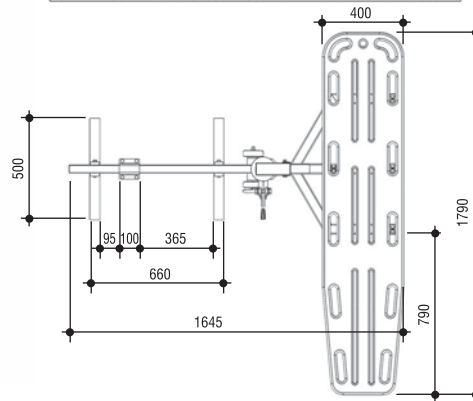
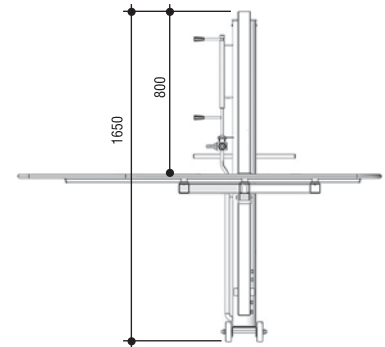
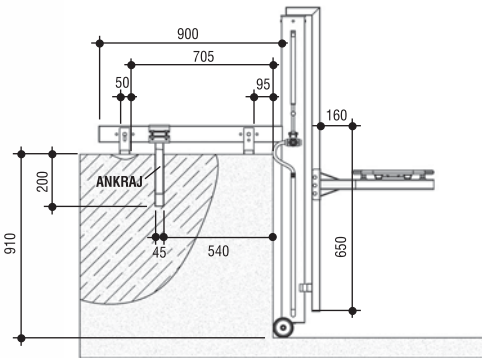


Pool Lift for Disabilities - Stretcher



Pool lift for disabilities: Hydraulic lift made of AISI 304 stainless steel. Garden irrigation hose has to be connected to a hydraulic lift. Required minimum water pressure is 3,5 kg/cm². User friendly installation and can easily be adapted to an existing pool.

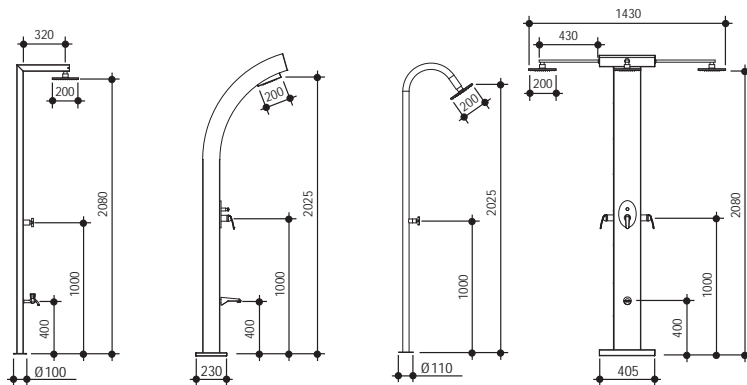
Description	Code	Pieces/box	Weight Kg	Volume m ³
Pool lift for disabilities - Stretcher	04103	1		



Pool Showers

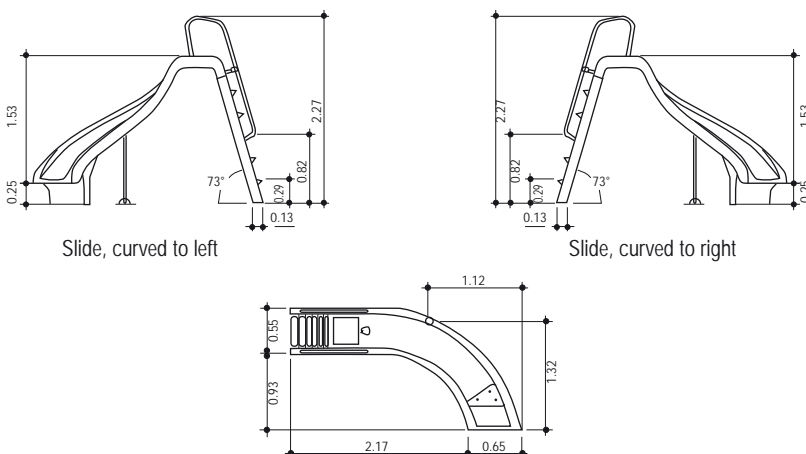
Shower Tunnels. For public pools, made of AISI 304 stainless steel. Complete with photocell and solenoid valve, associated with control column.

Description	Code	Pieces/box	Weight Kg	Volume m ³
• 3 Shower 1 arch. Width: 1,2 m	03641	1		
• 5 Shower 1 arch. Width: 1,2 m	03642	1		
• 2 Arched. Each arch has 3 showers	03643	1		
Width: 1,2 m, Lateral acrylic transparent panels, Maximum height: 2,5 m, Length: 2,1 m				
Stainless Steel Showers				
• Single shower, box profile body	03645	1		
• Same, also with foot washing tap.	03645A	1		
• Cobra shower, with foot washing tap.	03648A	1		
• Single head shower, baston type.	03647	1		
• 4 head shower, with foot washing tap.	03644	1		
• Same, with electric heater, hot and cold water mixing possible.	03656	1		



SLIDES. Pool slide made of FRP. Complete with the hose system to connect to the pool supply line. Handles are AISI 304 grade stainless steel.

Description	Code	Pieces/box	Weight Kg	Volume m ³
• Slide, curved to left	03520	1	83,000	2,913
• Slide, curved to right	03521	1	83,000	2,913

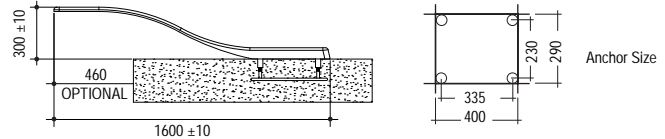


Pool Slides

Diving Boards

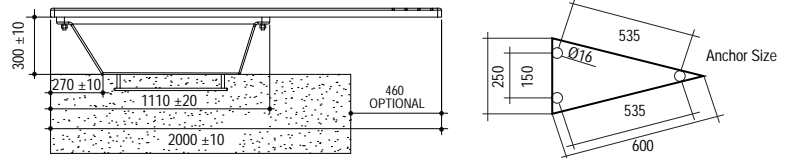
S - DIVING BOARD Made in laminated polyester and fiberglass.

Description	Code	Pieces/box	Weight Kg	Volume m ³
<ul style="list-style-type: none"> Length: 1.60 m Height: 0.35 m 	03410	1	23,000	0,107



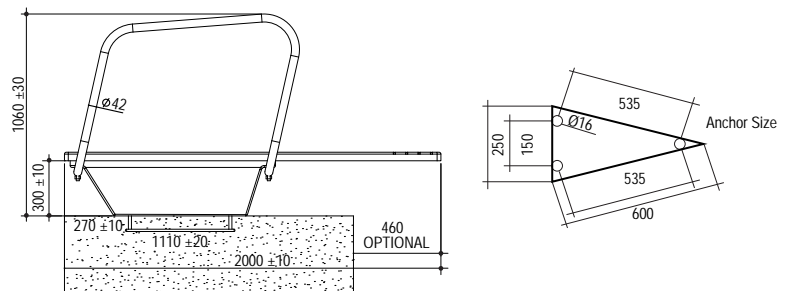
CLASSIC 200 DIVING BOARD Base and board made in laminated polyester and fiberglass.

Description	Code	Pieces/box	Weight Kg	Volume m ³
<ul style="list-style-type: none"> Length: 2.00 m Height: 0.35 m Width : 0.40 m 	03420	1	29,000	0,196



CLASSIC 200 HR DIVING BOARD Base and board made in laminated polyester and fiberglass. Complete with stainless steel handrails.

Description	Code	Pieces/box	Weight Kg	Volume m ³
<ul style="list-style-type: none"> Length: 2.00 m Height: 0.35 m Width : 0.40 m 	03430	1	39,000	



Stainless Steel Maintenance and Cleaning Chemicals

Complete box set including cleaning sponge and plastic gloves. Can be used for any kind of stainless steel.

Description	Code	Pieces/box	Weight Kg	Volume m ³
Kit 1, Rust Remover + Protector	031001	1		
Kit 2, Rust Remover + Protector + Polisher	031002	1		




Overflow Grating

“MODEL 2018” Overflow Grating

Made of PP plastic; modular with a single joint. “I” shaped profile. Height: 33 mm.


Description	Code	Pieces/ box	Weight Kg	Volume m ³
• Width: 20 cm (price per meter)	0372232	5 m		
• Width: 25 cm (price per meter)	0372332	5 m		



MODEL 2001 OVERFLOW GRATING - DOUBLE JOINT

Made of PP plastic; modular with two joints. “I” shaped profile. Height: 25 mm. Price per meter.

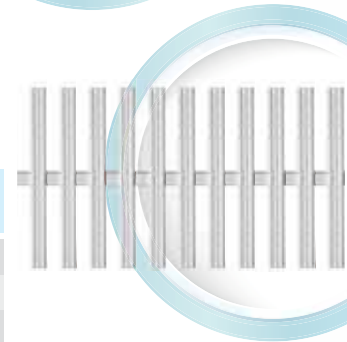
Description	Code	Pieces/ box	Weight Kg	Volume m ³
• Classical Design Width: 20 cm	0372221	10 m	13,000	0,062
• Classical Design Width: 25 cm	0372321	10 m	13,000	0,062
• Classical Design Width: 30 cm	0372421	10 m	13,500	



MODEL 2001 OVERFLOW GRATING - SINGLE JOINT

Made of PP plastic; modular with single joint. “I” shaped profile. Height: 25 mm. Price per meter.

Description	Code	Pieces/ box	Weight Kg	Volume m ³
• Classical Design Width: 15 cm	0372211	10 m	11,900	0,044
• Classical Design Width: 20 cm	0372212	10 m	11,500	0,062
• Classical Design Width: 25 cm	0372312	10 m	13,100	0,062



“MODEL GEMAS-FUTURO” OVERFLOW GRATING

Modular, plastic product. Adaptable to all types of pool shapes. Height: 25 mm. Price per meter.


Description	Code	Pieces/ box	Weight Kg	Volume m ³
Modular Plastic Width: 20 cm	037321K	10 m	15,400	0,067



“MONOBLOCK” Overflow Grating

Single Joint. six pieces, “T” shaped plastics, grating height: 22 mm. Price per meter.

Description	Code	Pieces/ box	Weight Kg	Volume m ³
• Width: 20 cm	037321	10 m	11,700	0,062
• Width: 25 cm	037331	10 m	18,320	0,061



Overflow Grating



"MODEL GEMAS SQUARE" OVERFLOW GRATING

Plastic modular, single joint. "I" shaped profile. Height: 25 mm.




Description	Code	Pieces/box	Weight Kg	Volume m ³
• Width: 20 cm (price per meter)	0372212K	1	14,000	0,051
• Width: 25 cm (price per meter)	0372213K	1	19,050	0,051

Overflow - For Strip Led Implementation



"Model GEMAS - Transparent Squared" Overflow Grating


Made of polycarbonate, modular with single joint. "I" shaped profile. Squared upper surface. Height: 25 mm. Designed for strip LED implementation inside the overflow grating channel (It's recommended to use IP68 strip LED)



Description	Code	Pieces/box	Weight Kg	Volume m ³
• Width: 20 cm (price per meter)	0372212KT	1	14,000	0,051
• Width: 25 cm (price per meter)	0372213KT	1	19,050	0,051



Corner Tiles for Overflow Grating



CORNER TILES 90° PLASTIC.

Corner Tile made of PP plastic for an angle of 90 Degrees.

Description	Code	Pieces/box	Weight Kg	Volume m ³
• 25 cm	037431	20	9,960	0,048
• 20 cm	037421	25	8,800	0,038
• 25 cm - Transparent	037431T	20		
• 20 cm - Transparent	037421T	25		
• 15 cm	037411	20	4,438	0,019
• 25 cm H:33 mm	037434	20		
• 20 cm H:33 mm	037433	25		
• 30 cm	037413			



037434

037433




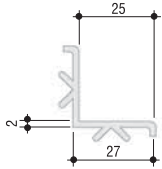
CORNER TILES 45° PLASTIC.

Corner Tile made of PP plastic for an angle of 45 Degrees.

Description	Code	Pieces/box	Weight Kg	Volume m ³
• 25 cm H:33 mm	037432	20	6,950	0,042
• 20 cm H:33 mm	037422	20	4,470	0,028
• 25 cm - Transparent	037432T	20		
• 20 cm - Transparent	037422T	20		
• 15 cm	037412	10	1,636	0,008
• 30 cm	037414			

Grating Support Profile


Description	Code	Pieces/box	Weight Kg	Volume m ³
• Overflow Support Profile PVC, 23 x 26 mm (Price per meter)	03750	100 m (2 m x 50)	18,170	0,051
• Same, 33 x 25 mm (Price per meter)	03751	100 m (2 m x 50)		



Stainless Steel Overflow Gratings

Made of AISI 304 grade stainless steel.
Length: 0,50 m monoblock grating. Standard antislip pattern.

Description	Code	Pieces/box	Weight Kg	Volume m ³
Width: 25 cm (price per meter) - 2 pcs.	0372221SS1	1		



Made of AISI 316 grade stainless steel. Length: 0,50 m monoblock grating.
Standard antislip pattern.

Description	Code	Pieces/box	Weight Kg	Volume m ³
Width: 25 cm (price per meter) - 2 pcs.	0372221SS2	1		



PS: Prices are for **Standard Pattern**. Prices of **Point and Leather Patterns** are 20% higher.

Stainless Steel Corner Tiles for Overflow Gratings

Corner Tiles, 90° - Stainless Steel

Description	Code	Pieces/box	Weight Kg	Volume m ³
• 25 cm AISI 304 grade	037421SS1			
• 25 cm AISI 316 grade	037421SS2			



Standard Pattern Grating



Leather Pattern Grating



Point Pattern Grating



Grating And Corner Tile Detail

Strainer for Overflow Gutter Drain



Made in stainless steel adjustable to drain pipes in gutter.

Description	Code	Pieces/box	Weight Kg	Volume m ³
• for Ø63 mm pipe	03801	1		
• for Ø75 mm pipe	03802	1		
• for Ø90 mm pipe	03803	1		
• for Ø110 mm pipe	03804	1		
• Plastic - for up to Ø110 mm pipe	03811	1		



OVERFLOW GUTTER DRAIN.

Made of white ABS plastic. 2,5" male - threaded, Ø63 mm inside. Stainless steel screws included.

Description	Code	Pieces/box	Weight Kg	Volume m ³
	04150	50	11,000	0,067

Foot Bath



Foot washing bath, made of fiberglass reinforced polyester, for disinfection of feet before entering pool.

Description	Code	Pieces/box	Weight Kg	Volume m ³
• 52,50 x 37,50 x 8,75 cm	03900	1	1,270	0,021
• 85,00 x 65,00 x 9,00 cm	03902	1		
• 120,00 x 80,00 x 9,00 cm	03901	1		



Hatch for Engine Room

Hatch for engine room: Made of FRP, plastic hinged lid complete with steel reinforcements and locking mechanism.

Description	Code	Pieces/box	Weight Kg	Volume m ³
• 50 x 50 cm	03911	1	7,000	0,040
• 75 x 75 cm	03912	1	14,000	0,080
• 100 x 100 cm	03913	1	19,000	0,140

CODE	Inner Size (cm)	Outer Size (cm)
03911	50 x 50	66 x 66
03912	75 x 75	88 x 88
03913	100 x 100	123 x 123



Inox handle with key lock





Double piston

Pool Side Anti Slip MAT

Plastic anti slip MAT for pool decks. Width: 0,9 m. 15 m rolled.

Description	Code	Pieces/box	Weight Kg	Volume m ³
• Red. Price per meter	03011	1 Roll		
• Blue. Price per meter	03012	1 Roll		
• Green. Price per meter	03013	1 Roll		

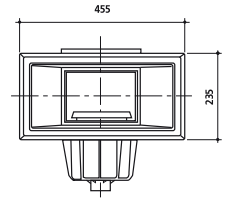
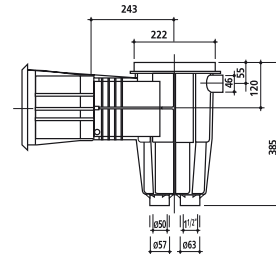
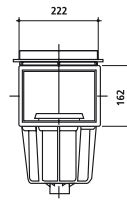
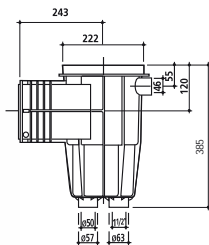


I.T.U. Olympic Pool / Istanbul



Skimmers for Concrete Pools

All skimmer models are made in ABS plastic and equipped with "suction regulator" and locking mechanism of baskets against back pressure. Skimming by "buoy float" or "floating weir". Suction port: 1,5" female threaded (2" also possible upon request), Ø63 mm external slip. Second port: Ø50 mm female slip. Overflow drainage: Ø40 mm female slip.



Description	Code	Pieces/box	Weight Kg	Volume m ³
Standard				
• Standard squared lid skimmer	04111	1	3,036	0,054
• Ditto, w/floating weir	04111FW	1	2,840	0,054



Description	Code	Pieces/box	Weight Kg	Volume m ³
Extended Throat (+ 10 cm)				
• Standard extended	04111E	2	6,372	0,107
• Ditto, w/floating weir	04111EFW	2	5,942	0,107



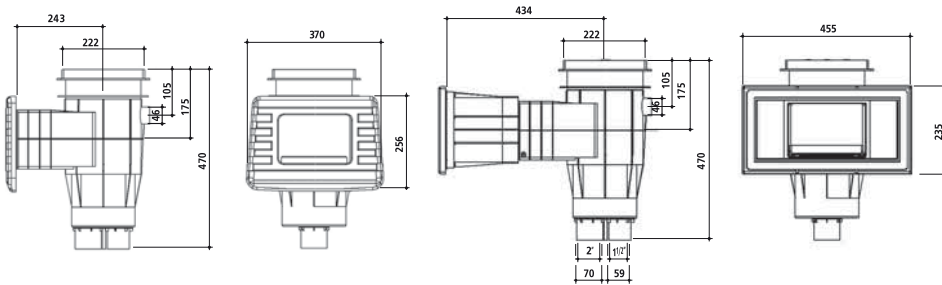
Description	Code	Pieces/box	Weight Kg	Volume m ³
Wide Mouth				
• Wide mouth squared lid skimmer	04112	2	8,000	0,137
• Ditto, w/floating weir	04112FW	2	7,524	0,137

Lux-Skimmers for Concrete Pools

All Lux-Skimmer models are made of ABS plastic and equipped with "suction regulator" and locking mechanism of baskets against back pressure. Skimming by "buoy float" or "floating weir". Suction port: 2" female threaded. Second port: 1,5" female threaded supplied with blind cap. Overflow drainage: Ø40 mm female slip.

Additional Features:

- Child-proof decklid features safety locking mechanism.
- Extension collar allows for correction with uneven deck finishes.
- Locking basket design prevents basket floating due to back pressure.
- Locking vacuum adapter prevents adapter plate floating during suction cleaning.
- Extended throat facilitates convenient installation in the pool wall (Optional).
- Aesthetic face plate in the pool.



Locked basket detail



Lockable lid for child protection

Description	Code	Pieces/box	Weight Kg	Volume m ³
Lux Standard				
• Mouth squared lid skimmer	04121	2	6,954	0,137
• Ditto, w/floating weir	04121FW	2	6,530	0,137

Description	Code	Pieces/box	Weight Kg	Volume m ³
Lux Extended Throat (+ 10 cm)				
• Lux standard extended	04121E	2	4,350	0,108
• Ditto, w/floating weir	04121EFW	2	4,150	0,108



Description	Code	Pieces/box	Weight Kg	Volume m ³
Lux Wide Mouth				
• Lux wide mouth squared lid skimmer	04122	2	4,610	0,108
• Ditto, w/floating weir	04122FW	2	4,378	0,108



Elevated Wide Mouth Skimmers for Concrete Pools



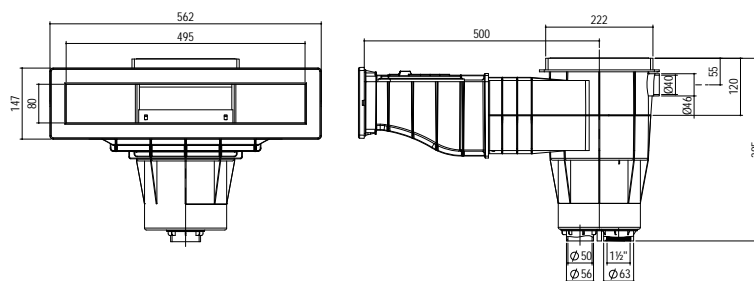
Elevated Skimmer raises the pool water level by 5 cm compared to normal skimmers.

All skimmer models are made in ABS plastic and equipped with "suction regulator" and locking mechanism of baskets against back pressure. Skimming by "buoy float" or "floating weir". Suction port: 1,5" female threaded (2" also possible upon request), Ø63 mm external slip. Second port: Ø50 mm female slip. Overflow drainage: Ø40 mm female slip.



Elevated wide mouth for high water level

Description	Code	Pieces/ Weight box Kg
• Elevated Standard Wide Mouth Skimmer	04115FW	1
• Complete Elev. Std. Wide Skimmer Anthracite - RAL 7016	04115FWA	1
• Complete Elev. Std. Wide Skimmer Beige - RAL 1015	04115FWB	1
• Complete Elev. Std. Wide Skimmer Gray - RAL 7004	04115FWG	1



Lux-Elevated Wide Mouth Skimmers for Concrete Pools



All Lux-Skimmer models are made of ABS plastic and equipped with "suction regulator" and locking mechanism of baskets against back pressure. Skimming by "buoy float" or "floating weir". Suction port: 2" female threaded. Second port: 1,5" female threaded supplied with blind cap. Overflow drainage: Ø40 mm female slip.

Additional Features:

- Child-proof decklid features safety locking mechanism.
- Extension collar allows for correction with uneven deck finishes.
- Locking basket design prevents basket floating due to back pressure.
- Locking vacuum adapter prevents adapter plate floating during suction cleaning.
- Extended throat facilitates convenient installation in the pool wall (Optional).



RAL 7016

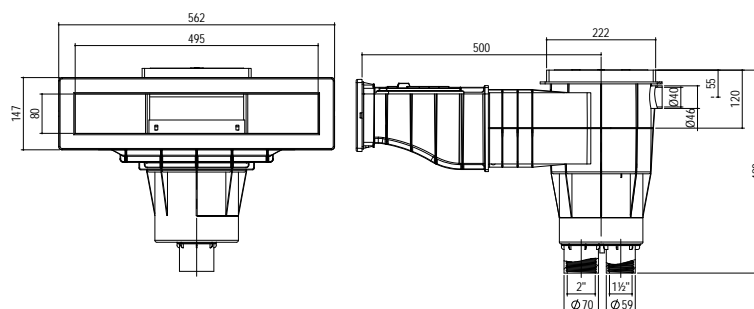


RAL 1015



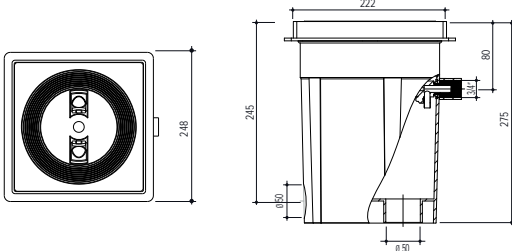
RAL 7004

Description	Code	Pieces/ Weight box Kg
• Elevated Standard Wide Mouth Skimmer	04125FW	1
• Complete Elev. Lux Wide Skimmer Anthracite - RAL 7016	04125FWA	1
• Complete Elev. Lux Wide Skimmer Beige - RAL 1015	04125FWB	1
• Complete Elev. Lux Wide Skimmer Gray - RAL 7004	04125FWG	1



Skimmers - Level Regulator

Automatic Level Regulator. Body is made of ABS plastic. Complete with 3/8" plastic floating valve and Ø50 mm PVC slip connection, either side or bottom alternatively.



Description	Code	Pieces/box	Weight Kg	Volume m ³
• Automatic Level Regulator	04120	1	1,600	0,021
• Ditto, with locking decklid	04120L	1	1,650	0,021

Skimmers - Optional Parts

Face Plate for Concrete or Liner Standard Skimmer. Made of ABS plastic.

Description	Code	Pieces/box	Weight Kg	Volume m ³
• Face Plate Skimmer Standard	0412102	1	0,300	0,003
• Face Plate Skimmer Anthracite - RAL 7016	0412102A	1	0,300	0,003
• Face Plate Skimmer Beige - RAL 1015	0412102B	1	0,300	0,003
• Face Plate Skimmer Gray - RAL 7004	0412102G	1	0,300	0,003



Skimmer Extension Collar. Made of ABS plastic for 4,5 cm vertical modular extension.

Description	Code	Pieces/box	Weight Kg	Volume m ³
• Skimmer Extension Collar	04111E01	1	0,188	0,003
• Skimmer Extension Collar Anthracite - RAL 7016	04111E01A	1	0,188	0,003
• Skimmer Extension Collar Beige - RAL 1015	04111E01B	1	0,188	0,003
• Skimmer Extension Collar Gray - RAL 7004	04111E01G	1	0,188	0,003



Skimmer Horizontal Extension. Made of ABS plastic. Compatible with all GEMAS skimmer models. Extends each model by 10,5 cm.

Description	Code	Pieces/box	Weight Kg	Volume m ³
Skimmer Horizontal Extension	04111E10	1		



Skimmers - Optional Parts



Skimmer Angle Horizontal Extension.

Made of ABS plastic. Compatible with all GEMAS skimmer models. Each model (models can be added together) provides 30 mm extension in the middle axis and 5° inclined pool surface adaptations designed for polyester and slope pools.

Description	Code	Pieces/box	Weight Kg	Volume m ³
	04111E03	1		

PS: Full colored products can be ordered by adding "G" for Grey, "B" for Beige, "A" for Anthracite. Prices will be 10% more expensive.



Decklid with Safety Locking Mechanism. Made of ABS plastic.

Description	Code	Pieces/box	Weight Kg	Volume m ³
	0412101	1		

PS: Full colored products can be ordered by adding "G" for Grey, "B" for Beige, "A" for Anthracite. Prices will be 10% more expensive.



Buoy Float. Made of ABS plastic. Complete with the ring.

Description	Code	Pieces/box	Weight Kg	Volume m ³
	04110BF	1	0,364	0,006

PS. Designed for replacing skimmer floating weir. Releases trapped debris when the pump stops.

Return Inlets (Concrete Pools) - ABS



Wall Inlet for Concrete Pools.

Injected of white ABS plastic with adjustable ball for alternative discharges.



Breaking tool

Ø14 mm ball 3 m³/h
 Ø20 mm ball 5 m³/h
 Ø25 mm ball 7 m³/h



04131S1


Description	Code	Pieces/box	Weight Kg	Volume m ³
• 2" Male Threaded : Ø50 mm internal slip connection.	04131T	10	1,000	0,006
• 2" Slip to be glued inside Ø63 mm (10 atm) pipe.	04131S	10	1,000	0,006
• 1,5" Slip to be glued inside Ø50 mm (10 atm) pipe.	04131S1			
• Breaking Tool	04131T05			

PS: Full colored products can be ordered by adding "G" for Grey, "B" for Beige, "A" for Anthracite. Prices will be 10% more expensive.

Return Inlets (Concrete Pools) - ABS

Wall Inlet for Concrete Pools, according to EU 13451-1/4.8.3 Injected of white ABS plastic with protection and adjustable ball for alternative discharges.

Breaking tool



Ø14 mm ball 3 m³/h
 Ø20 mm ball 5 m³/h
 Ø25 mm ball 7 m³/h

Description	Code	Pieces/ box	Weight Kg	Volume m ³
• 2" Male Threaded : Ø50 mm internal slip connection.	04131TP	10	1,100	0,006
• 2" Slip to be glued inside Ø63 mm (10 atm) pipe.	04131SP	10	1,060	0,006

PS: Full colored products can be ordered by adding "G" for Grey, "B" for Beige, "A" for Anthracite.
 Prices will be 10% more expensive.

Suction Inlet for Concrete Pools.

Description	Code	Pieces/ box	Weight Kg	Volume m ³
• 2" Male Threaded : Ø50 mm internal slip connection.	04134T	10	0,900	0,006
• 2" Slip to be glued inside Ø63 mm (10atm) pipe.	04134S	10	0,900	0,006
• Slip to be glued inside Ø50 mm (10atm) pipe.	04134S1			

PS: Full colored products can be ordered by adding "G" for Grey, "B" for Beige, "A" for Anthracite.
 Prices will be 10% more expensive.

Wall Conduit for Concrete Pools. Injected of white ABS plastic. Pipe connection side is Ø63 mm externally and Ø50 mm internally. Overall length is 30 cm.

Description	Code	Pieces/ box	Weight Kg	Volume m ³
• 2" Male Threaded: Pool side 2" Female thr.	04160T	20	8,700	0,060
• Ditto, with nozzle seat	04260T1			
• Ditto, back outlet 2" Male threaded	04160T1	20	8,700	0,060
• Ditto, with Protection plugs	04160TP	20	9,200	0,014
• Pool side for slip connection. (i.e same size with internal dia of Ø63 mm (10atm) PVC pipe.)	04160S	20	8,700	0,060



04134S1



Return Inlets (Concrete Pools) - ABS



CD

04133T



AD

04132S4 - 04133S1



041331S



041321S



Floor Inlet - Adjustable for Concrete Pools. Injected of white ABS plastic, according to EU 13451-14.8.3" male threaded, Ø50 mm internal slip connection. Discharge can be regulated by means of an inner lid which can be screwed up and down.

Description	Code	Pieces/box	Weight Kg	Volume m ³
• Flat Lid - 2" Male Threaded	04132TF	8	1,430	0,006
• Flat Lid - Slip, to be glued inside Ø63 mm (10 atm) pipe.	04132SF	8	1,400	0,006
• Conical Lid - 2" Male Threaded	04132TC	8	1,300	0,006
• Conical Lid - Slip, to be glued inside Ø63 mm (10 atm) pipe.	04132SC	8	1,600	0,006

Floor Inlet - Adjustable (AD) and Constant (CD) Discharge for Concrete Pools. Made of ABS plastic. Distributes water at an angle of 45°. All slip connections are for 10 atm PVC pipes.

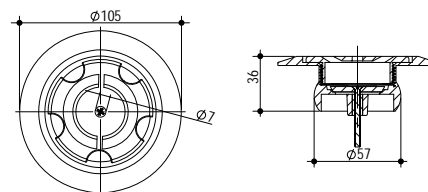
Description	Code	Pieces/box	Weight Kg	Volume m ³
• 2" Male Threaded - CD	04133T	10	0,930	0,007
• Ditto, AD	04133T4			
• 2" Slip - CD	04133S	10	0,912	0,007
• Ditto, AD	04132S4			
• 1,5" Slip - CD	04133S1			

PS: Full colored products can be ordered by adding "G" for Grey, "B" for Beige, "A" for Anthracite. Prices will be 10% more expensive.

Eccentric Floor Inlet Special inlet nozzle to be installed inside Ø63-10 bar PVC pipe, for inclined pool bottom.

Description	Code	Pieces/box	Weight Kg	Volume m ³
• 2" Slip - CD	041331S			
• 2" Slip - AD	041321S			

PS: Full colored products can be ordered by adding "G" for Grey, "B" for Beige, "A" for Anthracite. Prices will be 10% more expensive.



Overflow Gutter Drain for Concrete Pools. Made of white ABS plastic. 2½" male - threaded, Ø63 mm inside. Stainless steel screws included.

Description	Code	Pieces/box	Weight Kg	Volume m ³
	04150	50	11,000	0,067

Balance Tank Basket. Made of white ABS plastic. Adjustable up to Ø125 mm diameter PVC overflow pipes.

Description	Code	Pieces/box	Weight Kg	Volume m ³
	04151	1		

Junction Box

Junction Box. Made of white ABS plastic. Connections are for "05051" conduits.

Description	Code	Pieces/box	Weight Kg	Volume m ³
	05040	8	2,610	0,016

PS: Full colored products can be ordered by adding "G" for Grey, "B" for Beige, "A" for Anthracite. Prices will be 10% more expensive.



Main Drains (Concrete Pools) - ABS

Circular Main Drain for Concrete Pools. Made of ABS plastic. Grille fixed w/stainless steel screws, Ø50 mm female slip blind connection at the bottom for hydrostatic valve connection.

Description	Code	Pieces/box	Weight Kg	Volume m ³
• 1,5" Female Thread	04141T1	1	0,832	0,013
• 2" Female Thread	04141T2	1	0,800	0,013
• Ø50 mm Slip Connection	04141S1	1	0,802	0,013
• Ø63 mm Slip Connection	04141S2	1	0,776	0,013
• Ø75 mm Slip Connection	04141S3	1	0,784	0,013

PS: Full colored products can be ordered by adding "G" for Grey, "B" for Beige, "A" for Anthracite. Prices will be 10% more expensive.



Squared Main Drain. Made of white ABS plastic. Grille fixed w/stainless steel screws, Ø50 mm female slip blind connection at the bottom for hydrostatic valve connection.

Description	Code	Pieces/box	Weight Kg	Volume m ³
• 2" Female Thread	04142T1	1	1,360	0,013
• Ditto, but with extended thread of 5 cm length facilitating test plug	04142T1E	1	1,400	0,013
• 2,5" Female Thread	04142T2	1	1,590	0,013
• 3" Female Thread	04143T3	1	1,520	0,013
• Ø63 mm Slip Connection	04142S1	1	1,352	0,013
• Ø75 mm Slip Connection	04142S2	1	1,250	0,013
• Ø90 mm Slip Connection	04142S3	1	1,346	0,013



Grilles for Main Drain (Concrete Pools) - ABS

Circular Grilles. Made of ABS Plastic Circular Grille Ø186-242 mm. Complete with stainless steel screws necessary to fix the frame on concrete. Max. recommended drain pipe size: Ø63 mm.

Description	Code	Pieces/box	Weight Kg	Volume m ³
	04143C	1	0,376	0,003

PS: Full colored products can be ordered by adding "G" for Grey, "B" for Beige, "A" for Anthracite. Prices will be 15% more expensive.



Grilles for Main Drain (Concrete Pools) - ABS



Squared Grilles for Main Drain for Concrete Pools.

Made of ABS Plastic Squared Grille 26,5 x 26,5 cm. Complete with fixing screws. Max. recommended drain pipe size: Ø90 mm.

Description	Code	Pieces/box	Weight Kg	Volume m ³
	04143R1	1	0,954	0,003

PS: Full colored products can be ordered by adding "G" for Grey, "B" for Beige, "A" for Anthracite. Prices will be 15% more expensive.



Squared Grilles for Main Drain for Concrete Pools. Fiberglass reinforced polyester frame with ext. dimensions of 60 x 60 cm complete with fixing screws. Max. recommended drain pipe size : Ø225 mm.

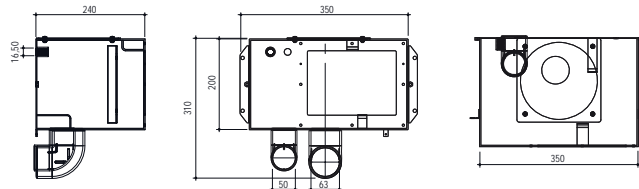
Description	Code	Pieces/box	Weight Kg	Volume m ³
	04143R2	1	4,200	0,015

St. Steel Skimmers for Concrete Pools



Stainless Steel Skimmer Body - Model 1.

Made of AISI 304 quality stainless steel. Ø50 mm overflow. Skimming width: 190 mm, installation depth: 240 mm. Suction: Ø63 mm PVC. Floater installation option for water level regulation. Earth connection included. Complete with skimmer strainer basket 04111SS01 and level adjustable lid 04111SS02.

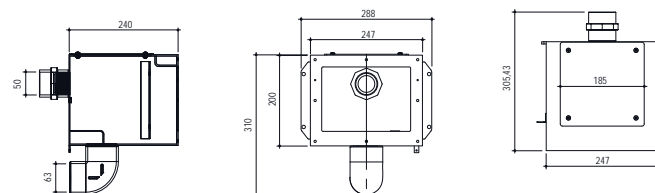


Description	Code	Pieces/box	Weight Kg	Volume m ³
• Model 1	04112SS	1	6,510	0,040
• Ditto, with Floater	04112SSF	1	6,710	0,040



Stainless Steel Skimmer Body for Concrete Pool - Model 2.

Made of AISI 304 quality stainless steel. Ø50 mm overflow. Skimming width: 190 mm, installation depth: 240 mm. Suction: Ø63 mm PVC. Earth connection included. Complete with skimmer strainer basket 04111SS01 and level adjustable lid 04111SS02.



Description	Code	Pieces/box	Weight Kg	Volume m ³
Model 2	04111SS	1	5,250	0,040

St. Steel Skimmers for Concrete Pools

Stainless Steel Skimmer Strainer Basket for Concrete Pools. Made of AISI 304 quality stainless Steel Complete with face plate for direct removal through skimmer mouth. (Applicable to Model 1 and Model 2).




Description	Code	Pieces/box	Weight Kg	Volume m ³
	04111SS01	1	2,190	0,020

Stainless Steel Level Adjustable Lid for Concrete Pools. Made of AISI 304 Stainless steel Dimensions:180 x 180 mm. Height level can be adjustable from 60 to 110 mm.



Description	Code	Pieces/box	Weight Kg	Volume m ³
	04111SS02	1	1,630	0,010

Stainless Steel Skimmer Flange Set for Liner Pools. Made of AISI 304 Stainless steel. Complete with 2 gaskets and bolts.



Description	Code	Pieces/box	Weight Kg	Volume m ³
	04211SS01	1	0,780	0,002

Solid Inox Inlets

Full Body made of Stainless Steel.

Ball for wall inlet is from transparent polycarbonate. SS ball is optional. Floor inlets are either adjustable (AD) or constant discharge (CD) types.

Description	Code	Pieces/box	Weight Kg	Volume m ³
• 304 Wall Inlet 2" Threaded	04131TSSM	1		
• 304 Suction Inlet 2" Threaded	04134TSSM	1		
• 304 Floor Inlet - CD 2" Threaded	04133TSSM	1		
• 304 Floor Inlet - AD 2" Threaded	04135TSSM	1		

• 316 Return Inlet 2" Threaded	04131TSSM01	1		
• 316 Suction Inlet 2" Threaded	04134TSSM01	1		
• 316 Floor Inlet - CD 2" Threaded	04133TSSM01	1		
• 316 Floor Inlet - AD 2" Threaded	04135TSSM01	1		



04131TSSM01



04134TSSM01



04133TSSM




04135TSSM

Wall Inlet (Concrete Pools) - St. Steel Dressed



Stainless Steel Wall Inlet for Concrete Pools. Body is injected of white ABS plastic dressed with AISI 304 quality stainless steel plate. The butterfly of nozzle is made of solid inox inlets stainless steel and the sphere is of acrylic transparent plastic with adjustable ball for alternative discharges.

Breaking tool



Ø14 mm ball 3 m³/h
 Ø20 mm ball 5 m³/h
 Ø25 mm ball 7 m³/h

Description	Code	Pieces/box	Weight Kg	Volume m ³
• 2" Male Threaded : Ø50 mm internal slip connection	04131TSS	10	2,400	0,006
• 2" Slip to be glued inside Ø63 mm pipe	04131SSS			

Stainless Steel Suction Inlet for Concrete Pools.

Body is injected of white ABS plastic dressed with AISI 304 quality stainless steel plate. The blind cap is made of solid inox inlets stainless steel.

Description	Code	Pieces/box	Weight Kg	Volume m ³
• 2" Male Threaded : Ø50 mm internal slip connection.	04134TSS	10	3,572	0,007
• 2" Slip to be glued inside Ø63 mm pipe	04134SSS			

Floor Inlet with Chrome Painted Stainless Steel Lid - Flow Adjustable.

Flat lid of AISI 304 quality stainless steel. Body in ABS plastic.

Description	Code	Pieces/box	Weight Kg	Volume m ³
• Flat Lid - 2" Male Threaded : Flat Lid AISI 304 Quality St.Steel	04132TFSS	8	2,200	0,006
• 2" Slip to be glued inside Ø63 mm pipe	04132SFSS			

Stainless Steel Floor Inlet - Constant Flow.

Stainless Steel Floor Inlet - Constant Flow. Body in ABS plastic, front face is dressed with AISI 304 quality stainless steel sheet. The central part is solid AISI 304 quality stainless steel.

Description	Code	Pieces/box	Weight Kg	Volume m ³
• 2" Male Threaded : Ø50 mm internal slip connection	04133TSS	8	2,400	0,007
• 2" Slip to be glued inside Ø63 mm pipe	04133SSS			

Main Drains (Concrete Pools) - St. Steel

Circular Main Drain with St. Steel Grille for Concrete Pools. Body made of ABS plastic. Stainless steel grille fixed w/st. steel screws, Ø50 mm female slip blind connection at the bottom for hydrostatic valve connection.

Description	Code	Pieces/box	Weight Kg	Volume m ³
• 1,5" Female Thread	04141T1SS	1		
• 2" Female Thread	04141T2SS	1		
• 1,5" glued	04141S1SS	1		
• 2" glued	04141S2SS	1		
• 2,5" glued	04141S3SS	1		



04141T1SS



04141S1SS

Grilles for Main Drain (Concrete Pools) - St. Steel

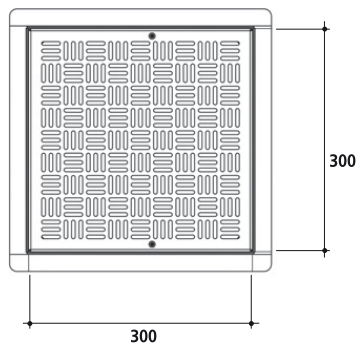

Stainless steel circular grilles. Made of AISI 304 quality stainless steel with stainless steel screws Ø186 - 242 mm.

Description	Code	Pieces/box	Weight Kg	Volume m ³
Circular Grille	04143SS	1	0,258	0,003



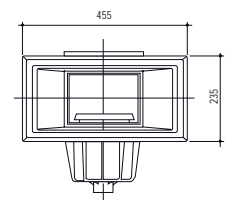
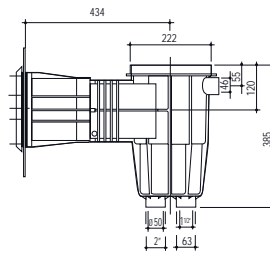
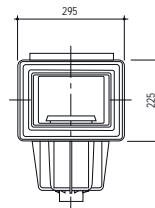
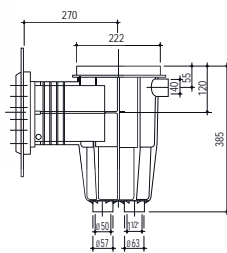
St. Steel Squared Grilles for Main Drain for Concrete Pools. Frame and grille made of AISI 304 quality stainless steel complete with fixing screws.

Description	Code	Pieces/box	Weight Kg	Volume m ³
• 200 x 200 mm (out)	04143RSS1	1		
• 300 x 300 mm (out)	04143RSS2	1		
• 400 x 400 mm (out)	04143RSS3	1		
• 500 x 500 mm (out)	04143RSS4	1		
• 600 x 600 mm (out)	04143RSS5	1		



Skimmers for Liner Pools

All skimmer models are made of ABS plastic and equipped with "suction regulator" and locking mechanism basket against back pressure. Skimming by "buoy float" or "floating weir". Suction port: 1,5" female threaded (2" also possible upon request), Ø63 mm external slip. Discharge port: Ø50 mm female slip. Overflow drainage: Ø40 mm female slip. Complete with flange, gaskets, stainless steel screws and front cover. Flange connections can be with brass cavities or plastic nests.



Description	Code	Pieces/box	Weight Kg	Volume m ³
Standard Throat				
• Standard Squared Lid Skimmer	04211	1	4,104	0,054
• Ditto, W/Brass Cavities	04211B	1	4,142	0,054
• Standard Squared Lid Skimmer W/Floating Weir	04211FW	1	3,820	0,054
• Ditto, W/Brass Cavities	04211BFW	1	3,986	0,054

Description	Code	Pieces/box	Weight Kg	Volume m ³
Extension Throat (+ 10 cm)				
• Standard Squared Lid Skimmer	04211E	2	8,504	0,107
• Ditto, W/Brass Cavities	04211EB	2	8,600	0,107
• Standard Squared Lid Skimmer W/Floating Weir	04211EFW	2	8,070	0,107
• Ditto, W/Brass Cavities	04211EBFW	2	8,160	0,107

Description	Code	Pieces/box	Weight Kg	Volume m ³
Wide Mouth				
• Wide Mouth Squared Lid Skimmer	04212	2	9,430	0,135
• Ditto, W/Brass Cavities	04212B	2	9,678	0,135
• Wide Mouth Squared Lid Skimmer W/Floating Weir	04212FW	2	9,012	0,135
• Ditto, W/Brass Cavities	04212BFW	2	9,112	0,135

Lux Skimmers for Liner Pools

All Lux-Skimmer models are made of ABS plastic and equipped with "suction regulator" and locking mechanism basket against back pressure. Skimming by "buoy float" or "floating weir". Suction port: 2" female threaded. Discharge port: 1,5" female threaded, supplied with blind cap. Overflow drainage: Ø40 mm female slip. Complete with flange, gaskets, stainless steel screws and front cover. Flange connections can be with brass cavities or plastic nests.

Additional Features:

- Child-proof decklid features safety locking mechanism.
- Extension collar allows for correction of uneven deck finishes.
- Locking basket design prevents basket floating due to back pressure.
- Extended throat facilitates convenient installation in the pool wall. (Optional)
- Aesthetic face plate in the pool.



Description	Code	Pieces/box	Weight Kg	Volume m ³
Lux Standard Throat				
• Lux Standard Squared Lid Skimmer	04221	2	9,150	0,137
• Ditto, W/Brass Cavities	04221B	2	9,400	0,137
• Lux Standard Squared Lid Skimmer W/Floating Weir	04221FW	2	8,720	0,137
• Ditto, W/Brass Cavities	04221BFW	2	8,890	0,137

Description	Code	Pieces/box	Weight Kg	Volume m ³
Lux Extension Throat (+ 10 cm)				
• Lux Standard Squared Lid Skimmer	04221E	1	5,600	0,110
• Ditto, W/Brass Cavities	04221EB	1	5,700	0,110
• Lux Standard Squared Lid Skimmer W/Floating Weir	04221EFW	1	4,350	0,110
• Ditto, W/Brass Cavities	04221EBFW	1	4,500	0,110

Description	Code	Pieces/box	Weight Kg	Volume m ³
Lux Wide Mouth				
• Lux Wide Mouth Squared Lid Skimmer	04222	1	5,296	0,110
• Ditto, W/Brass Cavities	04222B	1	5,525	0,110
• Lux Wide Mouth Squared Lid Skimmer W/Floating Weir	04222FW	1	5,250	0,110
• Ditto, W/Brass Cavities	04222BFW	1	5,370	0,110



Elevated Wide Mouth Skimmers for Liner Pools

Elevated Skimmer raises the pool water level by 5 cm compared to normal skimmers. All skimmer models are made of ABS plastic and equipped with "suction regulator" and locking mechanism basket against back pressure. Skimming by "buoy float" or "floating weir". Suction port: 1,5" female threaded (2" also possible upon request), Ø63 mm external slip. Discharge port: Ø50 mm female slip. Overflow drainage: Ø40 mm female slip. Complete with flange, gaskets, stainless steel screws and front cover.


Flange connections can be with brass cavities or plastic nests.



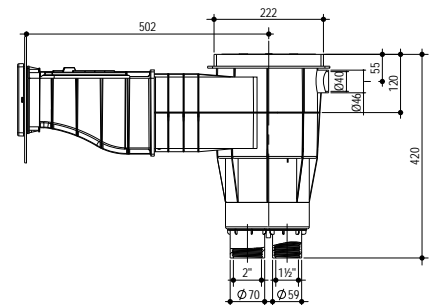
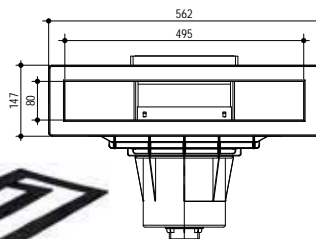
Description	Code	Pieces/ Weight box Kg
• Liner Pools with brass cavities	04215BFW	1
• Liner Pools wout brass cavities	04215FW	1

PS: Full colored products can be ordered by adding "A" for Anthracite, "B" for Beige, "G" for Grey.

Prices will be 15% more expensive. See below RAL codes. RAL 7016 ● RAL 1015 ● RAL 7004 ●



Elevated wide mouth for high water level



Liner Flange, Gasket ans Screws

Lux-Elevated Wide Mouth Skimmers for Liner Pools

All Lux-Skimmer models are made of ABS plastic and equipped with "suction regulator" and locking mechanism basket against back pressure. Skimming by "buoy float" or "floating weir". Suction port: 2" female threaded. Discharge port: 1,5" female threaded, supplied with blind cap. Overflow drainage: Ø40 mm female slip. Complete with flange, gaskets, stainless steel screws and front cover.

Flange connections can be with brass cavities or plastic nests.
Additional Features: •Child-proof decklid features safety locking mechanism. •Extension collar allows for correction with uneven deck finishes. •Locking basket design prevents basket floating due to back pressure. •Locking vacuum adapter prevents adapter plate floating during suction cleaning. •Extended throat facilitates convenient installation in the pool wall (Optional).



Description	Code	Pieces/ Weight box Kg
• Liner Pools with brass cavities	04225BFW	1
• Liner Pools wout brass cavities	04225FW	1

PS: Full colored products can be ordered by adding "A" for Anthracite, "B" for Beige, "G" for Grey.

Prices will be 15% more expensive. See RAL codes aside. RAL 7016 ● RAL 1015 ● RAL 7004 ●



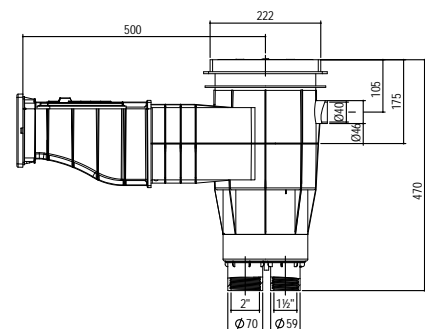
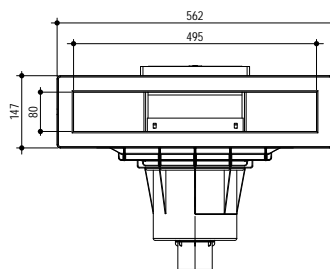
RAL 7016 ●



RAL 1015 ●



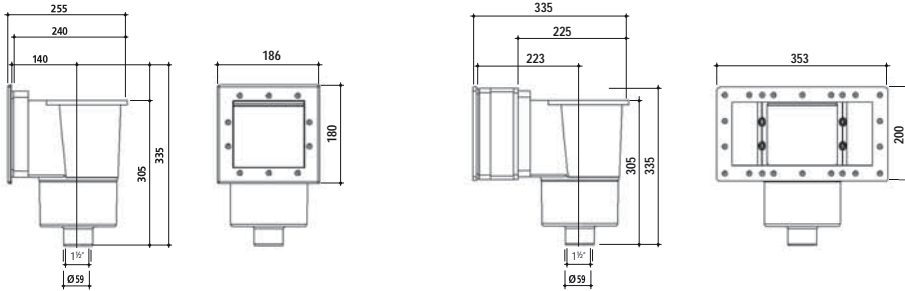
RAL 7004 ●



Mini Skimmers for Liner Pools

All Skimmer models are made of ABS plastic. Suction port: Female threaded 1,5". Complete with vacuum adaptor, flange, gaskets and stainless steel screws.

Description	Code	Pieces/box	Weight Kg	Volume m ³
• Standard Mouth Square Lid Skimmer	04213	8	19,500	
• Wide Mouth Square Lid Skimmer	04214	8	27,500	



Return Inlets (Liner Pools) - ABS

Wall Inlet for Liner Pools. Injected of white ABS plastic with adjustable ball for alternative discharges. Complete with flange, gaskets, stainless steel screws and front cover. Flange connections can be with brass cavities or plastic nests.

Breaking tool  
 Ø14 mm ball 3 m³/h
 Ø20 mm ball 5 m³/h
 Ø25 mm ball 7 m³/h

Description	Code	Pieces/box	Weight Kg	Volume m ³
• 2" Male threaded : Ø50 internal slip connection.	04231T	8	1,520	0,006
• Ditto, W/Brass Cavities	04231BT	8	1,682	0,006
• 2" Male threaded : Also 2" nut included	04231TN	8	1,800	0,006
• Ditto, W/Brass Cavities	04231BTN	8	1,934	0,006
• Breaking Tool	04131T05			

PS: Colored products can be ordered by adding "G" for Grey, "B" for Beige, "A" for Anthracite. Prices will be 10% more expensive.

Wall Inlet for Liner Pools.

According to EU 13451-1/4.8.3 Injected of white ABS plastic with protection and adjustable ball for alternative discharges. Complete with flange, gaskets, stainless steel screws and front cover. Flange connections can be with brass cavities or plastic nests.

Breaking tool  
 Ø14 mm ball 3 m³/h
 Ø20 mm ball 5 m³/h
 Ø25 mm ball 7 m³/h

Description	Code	Pieces/box	Weight Kg	Volume m ³
• 2" Male threaded : Ø50 internal slip connection.	04231TP	8	1,460	0,007
• Ditto, W/Brass Cavities	04231BTP	8	1,508	0,007
• 2" Male threaded : Also 2" nut included	04231TNP	8	1,750	0,007
• Ditto, W/Brass Cavities	04231BTNTP	8	1,806	0,007


PS: Colored products can be ordered by adding "G" for Grey, "B" for Beige, "A" for Anthracite. Prices will be 10% more expensive.



Return Inlets (Liner Pools) - ABS

Wall Conduit-Inlet.

Specially designed for concrete-shell liner pools. Injected of white ABS plastic with adjustable ball for alternative discharges. Complete with flange, gaskets, stainless steel screws and front cover. Flange connections can be with brass cavities or plastic nests.



Ø14 mm ball 3 m³/h
 Ø20 mm ball 5 m³/h
 Ø25 mm ball 7 m³/h

Breaking tool

Description	Code	Pieces/box	Weight Kg	Volume m ³
• 2" Male threaded: Ø50 internal slip con.	04231C	8	1,676	0,006
• Ditto, W/Brass Cavities	04231CB	8	1,718	0,006



Wall Conduit-Inlet for Liner Pools. Specially designed for concrete-shell liner pools. Injected of white ABS plastic with adjustable ball for alternative discharges. Complete with flange, gaskets, stainless steel screws, front cover and back locking nut. Flange connections can be with brass cavities or plastic nests.

Description	Code	Pieces/box	Weight Kg	Volume m ³
• 2" Male threaded: Ø50 internal slip connection.	04231CN	8		
• Ditto, W/Brass Cavities	04231CNB	8		



Suction Inlet for Liner Pools,

injected of white ABS plastic. Complete with blind cap, flange, gaskets, stainless steel screws and front cover. Flange connections can be with brass cavities or plastic nests.

Description	Code	Pieces/box	Weight Kg	Volume m ³
• 2" Male Threaded: Injected of white ABS plastic.	04234T	8	1,500	0,006
• Ditto, W/Brass Cavities	04234TB	8	1,600	0,006
• 2" Male Threaded: Injected of white ABS plastic. Also 2" nut included.	04234TN	8	1,520	0,006
• Ditto, W/Brass Cavities	04234TNB	8	1,732	0,006

PS: Colored products can be ordered by adding "G" for Grey, "B" for Beige, "A" for Anthracite. Prices will be 10% more expensive.



Floor Inlet - Adjustable for liner pools.

White ABS plastic, according to EU 13451-174.8.3 regulations. 2" male threaded, Ø50 mm internal slip connection. Adjustable flow. Complete with flange gaskets and stainless steel screws.

Description	Code	Pieces/box	Weight Kg	Volume m ³
• Flat Lid - 2" Male Threaded	04232TF	4	1,270	0,007
• Ditto, W/Brass Cavities	04232TFB	4	1,270	0,007
• Conycal Lid - 2" Male Threaded	04232TC	4	1,340	0,007
• Ditto, W/Brass Cavities	04232TCB	4	1,308	0,007

PS: Colored products can be ordered by adding "G" for Grey, "B" for Beige, "A" for Anthracite. Prices will be 10% more expensive.



Clamping nut, 2".

White ABS plastic. 2" Femals threaded.

Description	Code	Pieces/box	Weight Kg	Volume m ³
• Nut with gasket for wall inlets	04237	35	1,474	0,006

Main Drains for Liner Pools

Circular Main Drain. Made of white ABS plastic. Grille fixed with stainless steel screws, Ø50 mm female slip blind connection at the bottom for hydrostatic valve connection. Complete with flange, stainless steel screws and gaskets. **Flange height: 17,20 mm.**

Description	Code	Pieces/ box	Weight Kg	Volume m ³
• 1,5" Female Thread	04241T1	1	1,740	0,013
• Ditto, W/Brass Cavities	04241T1B	1	1,130	0,013
• 2" Female Thread	04241T2	1	1,134	0,013
• Ditto, W/Brass Cavities	04241T2B	1	1,572	0,013

PS: Colored products can be ordered by adding "G" for Grey, "B" for Beige, "A" for Anthracite. Prices will be 10% more expensive.



Circular Main Drain.

Made of white ABS plastic. Grille fixed with stainless steel screws, Ø50 mm female slip blind connection at the bottom for hydrostatic valve connection. Complete with flange, stainless steel screws and gaskets. **Flange height: 6,35 mm.**

Description	Code	Pieces/ box	Weight Kg	Volume m ³
• 1,5" Thread	04243T1	1	1,034	0,013
• Ditto, W/Brass Cavities	04243T1B	1	1,034	0,013
• 2" Thread	04243T2	1	1,072	0,013
• Ditto, W/Brass Cavities	04243T2B	1	1,072	0,013

PS: Colored products can be ordered by adding "G" for Grey, "B" for Beige, "A" for Anthracite. Prices will be 10% more expensive.



Circular Main Drain with St. Steel Grille for Concrete Pools. Body made of ABS plastic. Stainless steel grille fixed w/st. steel screws, Ø50 mm female slip blind connection at the bottom for hydrostatic valve connection.

Description	Code	Pieces/ box	Weight Kg	Volume m ³
• 1,5" Female Thread	04241T1SS	1		
• 2" Female Thread	04241T2SS	1		



Squared Main Drain.

Made of white ABS plastic. Grille fixed with stainless steel screws, Ø50 mm female slip blind connection at the bottom for hydrostatic valve connection. Complete with flange, stainless steel screws and gaskets.

Description	Code	Pieces/ box	Weight Kg	Volume m ³
• 2" Female Thread	04242T1	1	1,600	0,013
• Ditto, but with extended threaded of 5 cm length facilitating test plug	04242T1E	1	1,600	0,013
• Ditto, W/Brass Cavities	04242T1EB	1	1,600	0,013
• 2,5" Female Thread	04242T2	1	1,606	0,013
• Ditto, W/Brass Cavities	04242T2B	1	1,606	0,013
• 3" Female Thread	04242T3	1	1,606	0,013
• Ditto, W/Brass Cavities	04242T3B	1	1,606	0,013
• Ø63 mm Slip Connection	04242A1	1	1,600	0,013
• Ditto, W/Brass Cavities	04242A1B	1	1,570	0,013
• Ø75 mm Slip Connection	04242A2	1	1,570	0,013
• Ditto, W/Brass Cavities	04242A2B	1	1,570	0,013
• Ø90 mm Slip Connection	04242A3	1	1,570	0,013
• Ditto, W/Brass Cavities	04242A3B	1	1,570	0,013

PS: Colored products can be ordered by adding "G" for Grey, "B" for Beige, "A" for Anthracite. Prices will be 10% more expensive.



PROOF OF CONCEPT



05 Electrical Equipment 118



06 Disinfection Systems 168



Underwater Lights for Concrete Pools

New Generation



"SlimLED"

Underwater Light without Niche, Silicone Filled, Single Color.

Frame made of ABS Plastic. Polycarbonate light body with a choice of LED quantities and powers, embedded into a special transparent silicone. Complete with epoxy PCB. 2 x 1,5 mm cable of 2,5 m length. 120° - IP68.

Wall mounting is done by fixing the light directly onto the pool wall with stainless steel screws and plugs. Optional wall mounting bracket is available. **2 Year Leakage Warranty.**

The light, without the frame, can be used as a replacement bulb for LED conversion of all PAR56 products available on the market. **Max. operating temperature 30°.**



051130EY01

Optional wall mounting bracket

Description	Code	Pieces/box	Weight Kg	Volume m ³
• 252 LED White - 50 W	051140	1	1,050	0,005
• 252 LED Daylight - 50 W	051141	1	1,050	0,005
• 81 LED White - 35 W Aluminium PCB	051130	1	1,050	0,005
• 81 LED Daylight - 35 W Aluminium PCB	051131	1	1,050	0,005
• Optional Wall Mounting Bracket	051130EY01	1		

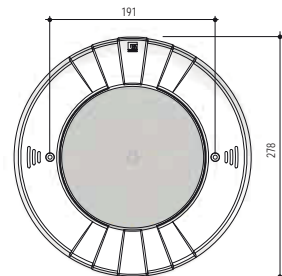
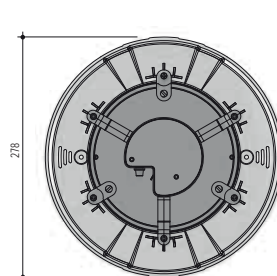
Note: Other Single Color prices are the same. The last digit of the product code should be changed to the following - for Turquoise 2, for Blue 3, for Red 4, for Green 5.

"SlimLED" Underwater Light without Niche; Ditto, but RGB Changing Color.

For built in PCB models there are 13 different lighting patterns.

For central PCB models there are 16 different lighting patterns. Lighting patterns are changed by remote control (optional).

Description	Code	Pieces/box	Weight Kg	Volume m ³
Central Control				
• 252 LED RGB, 36 W Aluminium PCB	051155	1	1,050	0,005
• 90 LED RGB-White, 36 W Aluminium PCB	051152	1	1,050	0,005
• 81 LED RGB, 30 W	051157	1	1,050	0,005
Built-in Control				
• 252 LED RGB, 36 W Aluminium PCB	051153	1	1,050	0,005
• 90 LED RGB-White, 36 W Aluminium PCB	051150	1	1,050	0,005
• 81 LED RGB, 30 W	051156	1	1,050	0,005



"New Generation"

Underwater Lights for Concrete Pools



"ECOSlimLED"

Underwater Light without Niche, Single Color.

Frame made of ABS or Transparent Plastic. Complete with 72 SMD LEDs: Polycarbonate light body, epoxy PCB and 2 x 0,75 mm cable of 1,5 m length. 120° - IP68. Wall mounting is done by fixing the light directly onto the pool wall with stainless steel screws and plugs. Optional wall mounting bracket is available.

The light, without the frame, can be used as a replacement bulb for LED conversion of all PAR56 products available on the market. For the transparent ABS frame order, "0" extension should be neglected at the end of related product codes.

Max. operating temperature 30°.

Description	Code	Pieces/box	Weight Kg	Volume m ³
• 72 LED White - 24 W	051130EO	1	0,835	0,005
• 72 LED Daylight - 24 W	051131EO	1	0,835	0,005
• 72 LED Turquoise - 20 W	051132EO	1	0,835	0,005
• 72 LED Blue - 20 W	051133EO	1	0,835	0,005
• 72 LED Red - 20 W	051134EO	1	0,835	0,005
• 72 LED Green - 20 W	051135EO	1	0,835	0,005
• Optional Wall Mounting Bracket	051130EY01	1		




"ECOSlimLED" Underwater Light without Niche; Ditto, but RGB Changing Color.

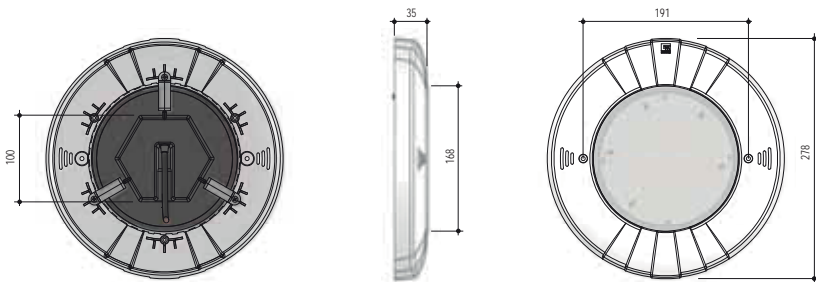
For built in PCB models there are 13 different lighting patterns.

For central PCB models there are 16 different lighting patterns. Lighting patterns are changed by remote control (optional).

Description	Code	Pieces/box	Weight Kg	Volume m ³
• 72 LED RGB-Built-in Control-20 W	051150EO	1	0,835	0,005
• 72 LED RGB-Central Control-20 W	051152EO	1	0,835	0,005
• 72 LED RGB-Self Control	051150SCEO	1	0,835	0,005
• Optional Wall Mounting Bracket	051130EY01	1	0,835	0,005



Transparent (Optional)



051130EY01

Optional wall mounting bracket

"Flat Halogen" Underwater Light Without Niche.

Made of white ABS plastic. Light screen in transparent polycarbonate. Supplied with 100 W/12 V bulb and 2,5 m cable. Cable socket is silicone filled for protection against water leakage.

Description	Code	Pieces/box	Weight Kg	Volume m ³
Complete light	051116	1	1,200	0,005



Underwater Lights for Concrete Pools

New Generation



"MAXI-Clicker"

Underwater light without niche. Single color, frame made of ABS Plastic complete with 72 SMD LED. Polycarbonate light body, epoxy PCB and 2 x 0,75 mm cable of 1.5 m length. 120° - IP68 Consists of wall bracket and the light w/frame. After fixing the bracket on pool wall by means of stainless steel screws, it is very easy to fix the frame onto the bracket by a 30° clockwise turn. Just turn & click! In order to remove it, push a screw driver on to the button gently and turn the frame 30° counter clockwise.



2 Year Leakage Warranty.

The light, without the frame, can be used as a replacement bulb for LED conversion of all PAR56 products available in the market.

This product is patented.



Patented Bayonet "Click" System

Description	Code	Pieces/box	Weight Kg	Volume m ³
• 72 LED White - 35 W Aluminium PCB	051230	1		
• 72 LED Daylight - 35 W Aluminium PCB	051231	1		
• 72 LED Turquoise - 30 W	051232	1		
• 72 LED Blue - 30 W	051233	1		
• 72 LED Red - 30 W	051234	1		
• 72 LED Green - 30 W	051235	1		
• 72 LED White - 24 W	0512301	1		
• 72 LED Daylight - 24 W	0512311	1		
• 72 LED Turquoise - 20 W	0512321	1		
• 72 LED Blue - 20 W	0512331	1		
• 72 LED Red - 20 W	0512341	1		
• 72 LED Green - 20 W	0512351	1		


"MAXI-Clicker" Underwater Light without Niche; Ditto, but RGB Changing Color.

For built in PCB models there are 13 different lighting patterns. For central PCB models there are 16 different lighting patterns. Lighting patterns are changed by remote control (optional). 120° - IP68.



Rear View

Description	Code	Pieces/box	Weight Kg	Volume m ³
• 72 LED RGB - Built-in Control - 30 W	051236	1		
• 72 LED RGB - Center Control - 30 W	051237	1		
• 72 LED RGB - Built-in Control - 20 W	0512361	1		
• 72 LED RGB - Center Control - 20 W	0512371	1		



RAL 7016
 RAL 1015
 RAL 7004

"MAXI-Clicker" Underwater Light Colored Frame

Made of ABS. Different Color options can be adapted to all Maxi-Clicker Models.

Description	Code	Pieces/box	Weight Kg	Volume m ³
• Anthracite - RAL 7016	05120001A	1		
• Beige - RAL 1015	05120001B	1		
• Gray - RAL 7004	05120001G	1		
• Stainless Steel 304	0512001SS	1		



New Generation



Underwater Lights for Concrete Pools

"MIDI-Clicker"

Underwater Light without Niche, Single Color.

Designed for pool stairs, small pools and spas. Single color, frame made of ABS Plastic complete with 72 SMD LED.

Polycarbonate light body, epoxy PCB and 2 x 0,75 mm cable of 1.5 m length. 120° - IP68. Consists of wall bracket and the light w/frame.

After fixing the bracket on pool wall by means of stainless steel screws, it is very easy to fix the frame onto the bracket by a 30° clockwise turn. Just turn & click! In order to remove it, push a screw driver on to the button gently and turn the frame 30° counter clockwise. **2 Year Leakage Warranty.** The light, without the frame, can be used as a replacement bulb for LED conversion of all PAR38 products available on the market. **This product is patented.**

Description	Code	Pieces/box	Weight Kg	Volume m ³
• 72 LED White - 11 W	051160E	1		
• 72 LED Daylight - 11 W	051161E	1		
• 72 LED Turquoise - 8 W	051162E	1		
• 72 LED Blue - 8 W	051163E	1		
• 72 LED Red - 8 W	051164E	1		
• 72 LED Green - 8 W	051165E	1		



Patented Bayonet "Click" System

"MIDI-Clicker" Underwater Light without Niche; Ditto, but RGB Changing Color.

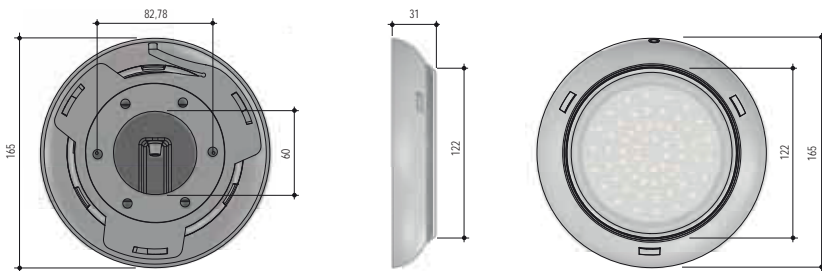
For built in PCB models there are 13 different lighting patterns.

For central PCB models there are 16 different lighting patterns. Lighting patterns are changed by remote control (optional). 120° - IP68.

Description	Code	Pieces/box	Weight Kg	Volume m ³
• 72 LED RGB - Built-in Control -8 W	051170E	1		
• 72 LED RGB - Central Control -8 W	051171E	1		



Rear View



Wall Mounting Bracket

Cable Conduit for Surface Mounted Lights

"Sealed Cable-Concrete Transition" Made of ABS. Complete with seal nut suitable for 2 x 0,75 mm cable passage, gasket, union and 2 stainless steel fixing screws.

Can be used with all surface mounted pool lights for concrete pools.

Description	Code	Pieces/box	Weight Kg	Volume m ³
	0511175	1	1,882	0,016



Underwater Lights for Concrete Pools

"New Generation"



"MINI-Clicker"

Underwater Light without Niche, Single Color.

Designed for pool stairs, small pools and spas. Underwater light without niche. Single color, frame made of ABS Plastic complete with 36 SMD LED. Polycarbonate light body, epoxy PCB and 2 x 0,75 mm cable of 1,0 m length. 120° - IP68. Consists of wall bracket and the light w/frame. After fixing the bracket on pool wall by means of stainless steel screws, it is very easy to fix the frame onto the bracket by a 30° clockwise turn. Just turn & click! In order to remove it, push a screw driver on to the button gently and turn the frame 30° counter clockwise. 2 Year Leakage Warranty. This product is patented.



Patented Bayonet "Click" System

Description	Code	Pieces/box	Weight Kg	Volume m ³
• 36 LED White - 7 W	051180	1		
• 36 LED Daylight - 7 W	051181	1		
• 36 LED Turquoise - 5 W	051182	1		
• 36 LED Blue - 5 W	051183	1		
• 36 LED Red - 5 W	051184	1		
• 36 LED Green - 5 W	051185	1		



Rear View

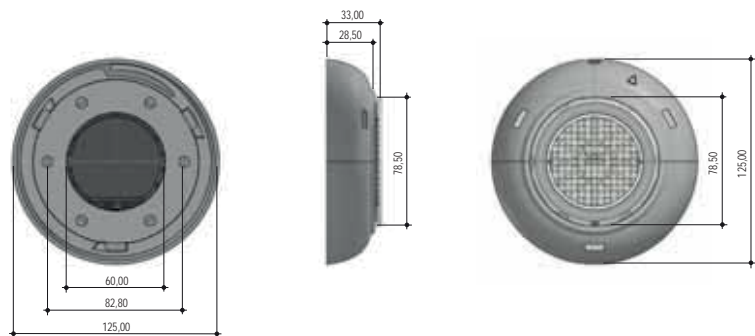
"MINI-Clicker" Underwater Light without Niche; Ditto, but RGB Changing Color.

For built in PCB models there are 13 different lighting patterns. For central PCB models there are 16 different lighting patterns. Lighting patterns are changed by remote control (optional). 120° - IP68.

Description	Code	Pieces/box	Weight Kg	Volume m ³
• 36 LED RGB-Built-in Control -5 W	051190	1		
• 36 LED RGB-Central Control -5 W	051191	1		



Wall Mounting Bracket



"New Generation"

NEW!

**2 years
Parts
WARRANTY**

Underwater Lights for Concrete Pools

"Twister"

Underwater light without niche.

Single color, frame made of ABS Plastic complete with 72 SMD LED. Polycarbonate light body, epoxy PCB and 2 x 0,75 mm cable of 1.5 m length. 120° - IP68 Consists of wall bracket and the light w/frame. Installation for different pool types could be achieved easily as shown in the schemes below. The bracket facilitates adjusting the distance between light frame and pool wall. **It is very easy to fix the frame onto the bracket and to remove it just by a 30° clockwise turn. Just turn & click or remove!**

2 Year Leakage Warranty.






Description	Code	Pieces/box	Weight Kg	Volume m ³
• 72 LED White - 24 W	051210	1		
• 72 LED Daylight - 24 W	051211	1		
• 72 LED Turquoise - 20 W	051212	1		
• 72 LED Blue - 20 W	051213	1		
• 72 LED Red - 20 W	051214	1		
• 72 LED Green - 20 W	051215	1		

"Twister" Underwater Light without Niche; Ditto, but RGB Changing Color.

For built in PCB models there are 13 different lighting patterns.

For central PCB models there are 16 different lighting patterns. Lighting patterns are changed by remote control (optional). 120° - IP68.

Description	Code	Pieces/box	Weight Kg	Volume m ³
• 72 LED RGB-Built-in Control -20 W	051216	1		
• 72 LED RGB-Central Control -20 W	051217	1		



FRP Pool

Liner Panel Pool

Concrete Pool

Concrete - Membrane Pool

Underwater Lights for Concrete Pools - St. Steel

AISI 304/316



"SlimLED-INOX"

Underwater Light without Niche, Silicone Filled, Single Color.

Frame made of AISI 304 grade Stainless Steel. Polycarbonate light body with a choice of LED quantities and powers embedded into a special transparent silicone. Complete with Aluminium PCB. 2 x 1,5 mm cable of 2,5 m length. 120° - IP68. Wall mounting is done by screwing the wall mounting bracket directly to the pool wall. A single screw then attaches the light to the bracket making it easy to lift the light out of the pool. **2 Year Leakage Warranty. For AISI 316 grade stainless steel option, 01 should be added to the end of product codes below and 20% should be added to the price. Max. operating temperature 30°.**



Description	Code	Pieces/box	Weight Kg	Volume m ³
• 252 LED White - 50 W	051140SS	1	1,100	0,005
• 252 LED Daylight - 50 W	051141SS	1	1,100	0,005
• 252 LED Turquoise - 36 W	051142SS	1	1,100	0,005
• 252 LED Blue - 36 W	051143SS	1	1,100	0,005
• 252 LED Red - 36 W	051144SS	1	1,100	0,005
• 252 LED Green - 36 W	051145SS	1	1,100	0,005



"SlimLED-INOX" Underwater Light without Niche; Ditto, but RGB Changing Color.

For built in PCB models there are 13 different lighting patterns.

For central PCB models there are 16 different lighting patterns. Lighting patterns are changed by remote control (optional). 120° - IP68.

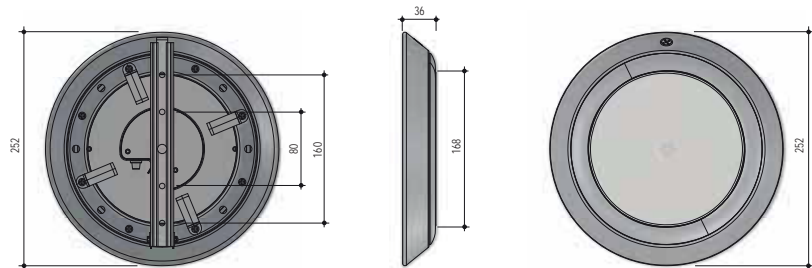
Description	Code	Pieces/box	Weight Kg	Volume m ³
• 252 LED RGB, 36 W - Built-in Control	051153SS	1	1,100	0,005
• 252 LED RGB, 36 W - Centrally Control	051155SS	1	1,100	0,005

Note: For RGB 81 LED and RGB 90 LED options with stainless steel frame, please add SS to the end of the product codes on page 122 and ask for price.

Fixing with Top Screw



Rear View



AISI 304/316

New Generation

Underwater Lights for Concrete Pools - St. Steel

"SlimLED-INOXCLICK"

Underwater Light without Niche, Silicone Filled, Single Color.

Frame made of AISI 304 grade Stainless Steel. Polycarbonate light body with a choice of LED quantities and powers embedded into a special transparent silicone. Complete with Aluminium PCB. 2 x 1,5 mm cable of

2,5 m length. 120° - IP68. Wall mounting is done by screwing the wall mounting bracket directly to the pool wall. After the excess cable is wrapped, the light frame is easily slotted onto the mounting bracket (no screw required).



This allows for very easy removal of the light out of the pool. By means of a screw driver. **2 Year Leakage Warranty.** For AISI 316 grade stainless steel option, 01 should be added to the end of the product codes below and 20% should be added to the price. Max. operating temperature 30°.

Description	Code	Pieces/box	Weight Kg	Volume m ³
• 252 LED White - 50 W	051140SSC	1	1,100	0,005
• 252 LED Daylight - 50 W	051141SSC	1	1,100	0,005
• 252 LED Turquoise - 36 W	051142SSC	1	1,100	0,005
• 252 LED Blue - 36 W	051143SSC	1	1,100	0,005
• 252 LED Red - 36 W	051144SSC	1	1,100	0,005
• 252 LED Green - 36 W	051145SSC	1	1,100	0,005



"SlimLED-INOXCLICK" Underwater Light without Niche; Ditto, but RGB Changing Color.

For built in PCB models there are 13 different lighting patterns.

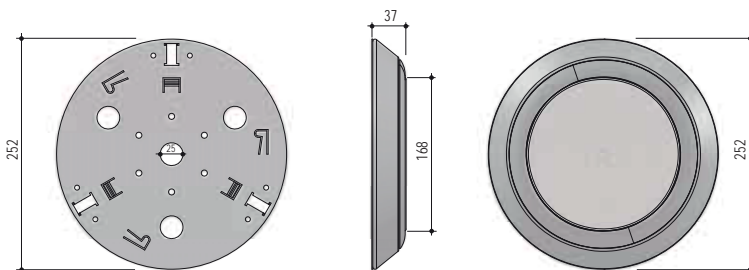
For central PCB models there are 16 different lighting patterns. Lighting patterns are changed by remote control (optional). 120° - IP68.

Description	Code	Pieces/box	Weight Kg	Volume m ³
• 252 LED RGB, 36 W - Built-in Control	051153SSC	1	1,100	0,005
• 252 LED RGB, 36 W - Centrally Control	051155SSC	1	1,100	0,005

Note: For "INOXCLICK" in RGB 81 LED and RGB 90 LED please add SSC to the end of the product codes on page 122 and ask for price.



Wall Mounting Bracket



Underwater Lights for Concrete Pools - St. Steel

"New Generation"

AISI 304/316



Product Video

NEW!

**2 years
Parts
WARRANTY**



"MAXI-Clicker"

Underwater light without niche. Single color, **Frame** made of AISI 304 Stainless Steel complete with 72 SMD LED.

Polycarbonate light body, epoxy PCB and 2 x 0,75 mm cable of 1.5 m length. 120° - IP68. Consists of wall bracket and the light w/frame. After fixing the bracket on pool wall by means of stainless steel screws, it is very easy to fix the frame onto the bracket by a 30° clockwise turn. Just turn & click! In order to remove it, push a screw driver on to the button gently and turn the frame 30° counter clockwise. **2 Year Leakage Warranty.**

The light, without the frame, can be used as a replacement bulb for LED conversion of all PAR56 products available in the market. **This product is patented. For 316 quality Stainless Steel option, 01 should be added to the end of product codes below, and 20% should be added to the price.**



Patented Bayonet "Click" System



Rear View

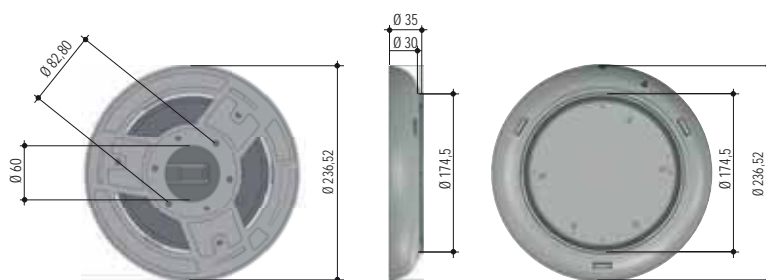
Description	Code	Pieces/box	Weight Kg	Volume m ³
• 72 LED White - 35 W Aluminium PCB	051230SS	1		
• 72 LED Daylight - 35 W Aluminium PCB	051231SS	1		
• 72 LED Turquoise - 30 W	051232SS	1		
• 72 LED Blue - 30 W	051233SS	1		
• 72 LED Red - 30 W	051234SS	1		
• 72 LED Green - 30 W	051235SS	1		
• 72 LED White - 24 W	0512301SS	1		
• 72 LED Daylight - 24 W	0512311SS	1		
• 72 LED Turquoise - 20 W	0512321SS	1		
• 72 LED Blue - 20 W	0512331SS	1		
• 72 LED Red - 20 W	0512341SS	1		
• 72 LED Green - 20 W	0512351SS	1		

"MAXI-Clicker" Underwater Light without Niche; Ditto, but RGB Changing Color.

For built in PCB models there are 13 different lighting patterns.

For central PCB models there are 16 different lighting patterns. Lighting patterns are changed by remote control (optional). 120° - IP68.

Description	Code	Pieces/box	Weight Kg	Volume m ³
• 72 LED RGB - Built-in Control - 30 W	051236SS	1		
• 72 LED RGB - Center Control - 30 W	051237SS	1		
• 72 LED RGB - Built-in Control - 20 W	0512361SS	1		
• 72 LED RGB - Center Control - 20 W	0512371SS	1		



AISI 304/316

"New Generation"

Underwater Lights for Concrete Pools - St. Steel



Product Video



"MIDI-Clicker-INOX"

Underwater Light without Niche, Single Color.

Designed for stairs, small pools and spas. Frame made of AISI 304 grade Stainless Steel. Complete with 72 SMD LEDs: Polycarbonate light body, epoxy PCB and 2 x 0,75 mm cable of 1.5 m length. 120° - IP68 Consists of wall bracket and the light w/frame. After fixing the bracket on pool wall by means of stainless steel screws, **it is very easy to fix the fram onto the**

bracket by a 30° clockwise turn. Just turn & click! In order to remove it,

push a screw driver on to the button gently and turn the frame 30° counter clockwise. 2 Year Leakage Warranty. The light, without the frame, can be used as a replacement bulb for LED conversion of all PAR56 products available in the market. **This product is patented. For 316 quality Stainless Steel option, 01 should be added to the end of product codes below, and 20% should be added to the price.**

Description	Code	Pieces/box	Weight Kg	Volume m ³
• 72 LED White - 11 W	051160ESS	1		
• 72 LED Daylight - 11 W	051161ESS	1		
• 72 LED Turquoise - 8 W	051162ESS	1		
• 72 LED Blue - 8 W	051163ESS	1		
• 72 LED Red - 8 W	051164ESS	1		
• 72 LED Green - 8 W	051165ESS	1		



"MIDI-Clicker" Underwater Light without Niche; Ditto, but RGB Changing Color.

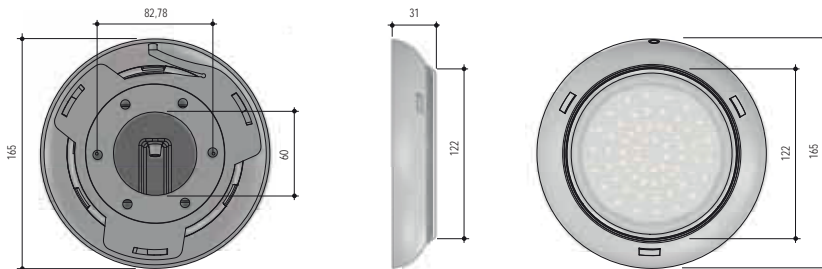
For built in PCB models there are 13 different lighting patterns.

For central PCB models there are 16 different lighting patterns. Lighting patterns are changed by remote control (optional). 120° - IP68.

Description	Code	Pieces/box	Weight Kg	Volume m ³
• 72 LED RGB - Built-in Control -8 W	051170ESS	1		
• 72 LED RGB - Central Control -8 W	051171ESS	1		



Patented Bayonet "Click" System



Rear View



Wall Mounting Bracket

Underwater Lights for Concrete Pools - AISI 304 St. Steel

New Generation

AISI 304/316



Product Video

"MINI-Clicker-INOX"

Underwater Light without Niche, Single Color.

Designed for stairs, small pools and spas. **Frame** made of AISI 304 grade Stainless Steel. Complete with 36 SMD LEDs: Polycarbonate light body, epoxy PCB and 2 x 0,75 mm cable of 1.5 m length 120° - IP68. Consists of wall bracket and the light w/frame. After fixing the bracket on pool wall by means of stainless steel screws, **it is very easy to fix the frame onto the bracket by a 30°**

clockwise turn. Just turn & click! In order to remove it, push a screw driver on to the button gently and turn the frame 30° counter clockwise. 2 Year Leakage Warranty. The light, without the frame, can be used as a replacement bulb for LED conversion of all PAR56 products available in the market. **This product is patented. For 316 quality Stainless Steel option, 01 should be added to the end of product codes below, and 20% should be added to the price.**



Description	Code	Pieces/box	Weight Kg	Volume m ³
• 36 LED White - 7 W	051180SS	1		
• 36 LED Daylight - 7 W	051181SS	1		
• 36 LED Turquoise - 5 W	051182SS	1		
• 36 LED Blue - 5 W	051183SS	1		
• 36 LED Red - 5 W	051184SS	1		
• 36 LED Green - 5 W	051185SS	1		



"MINI-Clicker" Underwater Light without Niche; Ditto, but RGB Changing Color.

For built in PCB models there are 13 different lighting patterns.


For central PCB models there are 16 different lighting patterns. Lighting patterns are changed by remote control (optional). 120° - IP68.

Description	Code	Pieces/box	Weight Kg	Volume m ³
• 36 LED RGB-Built-in Control -5 W	051190SS	1		
• 36 LED RGB-Central Control -5 W	051191SS	1		

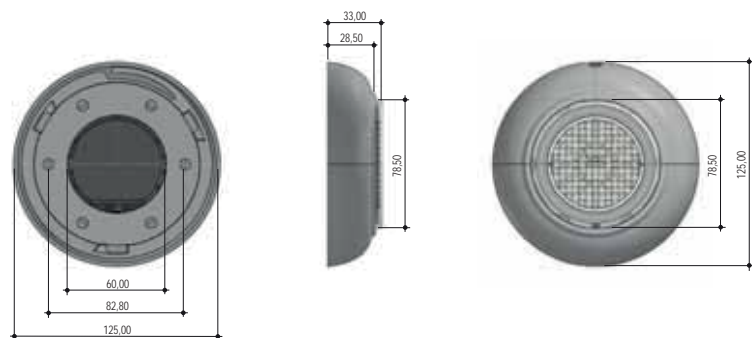
Patented Bayonet "Click" System



Rear View



Wall Mounting Bracket



"New Generation"



Underwater Lights for Liner Pools

"SlimLED"

Underwater Light without Niche, Silicone Filled, Single Color.

Frame made of ABS Plastic. Polycarbonate light body with a choice of LED quantities and powers embedded into a special transparent silicone.

Complete with epoxy PCB. 2 x 1,5 mm cable of 2,5 m length and Liner Pool Wall

Mounting Kit (0521402). 120° - IP68. **2 Year Leakage Warranty.**

The light, without the frame, can be used as a replacement bulb for LED conversion of all PAR56 products available on the market. **Max. operating temperature 30°.**



Description	Code	Pieces/box	Weight Kg	Volume m ³
• 252 LED White - 50 W	052140	1	0,835	0,005
• 252 LED Daylight - 50 W	052141	1	0,835	0,005
• 81 LED White - 35 W Aluminium PCB	052130	1	0,835	0,005
• 81 LED Daylight - 35 W Aluminium PCB	052131	1	0,835	0,005

Note: Other Single Color prices are the same. The last digit of the product code should be changed to the following - for Turquoise 2, for Blue 3, for Red 4, for Green 5.



"SlimLED" Underwater Light without Niche, Silicone Filled, RGB Changing Color.

For built in PCB models there are 13 different lighting patterns.

For central PCB models there are 16 different lighting patterns. Lighting patterns are changed by remote control (optional).

Description	Code	Pieces/box	Weight Kg	Volume m ³
Centrally Control				
• 252 LED RGB, 36 W Aluminium PCB	052155	1	1,350	0,005
• 90 LED RGB-White, 36 W Aluminium PCB	052152	1	1,350	0,005
• 81 LED RGB, 30 W	052157	1	1,350	0,005
Built-in Control				
• 252 LED RGB, 36 W Aluminium PCB	052153	1	1,350	0,005
• 90 LED RGB-White, 36 W Aluminium PCB	052150	1	1,350	0,005
• 81 LED RGB, 30 W	052156	1	1,350	0,005



"SlimLED" Underwater Light without Niche, Silicone Filled Mounting Kits.

Description	Code	Pieces/box	Weight Kg	Volume m ³
• Liner panel pool mounting kit (2" with nut)	052160E01	1	0,300	0,003
• Polyester pool mounting kit (2" with nut)	0521403	1	0,300	0,003



051130EY01

Optional Wall Mounting Bracket



052160E01

Underwater Lights for Liner Pools

"New Generation"



"MAXI-Clicker"

Underwater Light without Niche, Single Color.

Frame made of ABS Plastic complete with 72 SMD LED.

Polycarbonate light body, epoxy PCB and 2 x 0,75 mm cable of 1.5 m length 120° - IP68. Consists of wall bracket and the light w/frame.

After fixing the bracket on pool wall by means of stainless steel screws, it is very easy to fix the frame onto the bracket by a 30° clockwise turn.

Just turn & click! In order to remove it, push a screw driver on to the button

gently and turn the frame 30° counter clockwise. **2 Year Leakage Warranty.** The light, without the frame, can be used as a replacement bulb for LED conversion of all PAR56 products available in the market. **This product is patented.**



Patented Bayonet "Click" System



Rear View



052160E01



05223003

Description	Code	Pieces/box	Weight Kg	Volume m ³
• 72 LED White - 35 W Aluminium PCB	052230	1		
• 72 LED Daylight - 35 W Aluminium PCB	052231	1		
• 72 LED Turquoise - 30 W	052232	1		
• 72 LED Blue - 30 W	052233	1		
• 72 LED Red - 30 W	052234	1		
• 72 LED Green - 30 W	052235	1		
• 72 LED White - 24 W	0522301	1		
• 72 LED Daylight - 24 W	0522311	1		
• 72 LED Turquoise - 20 W	0522321	1		
• 72 LED Blue - 20 W	0522331	1		
• 72 LED Red - 20 W	0522341	1		
• 72 LED Green - 20 W	0522351	1		

"MAXI-Clicker" Underwater Light without Niche; Ditto, but RGB Changing Color.


For built in PCB models there are 13 different lighting patterns.

For central PCB models there are 16 different lighting patterns. Lighting patterns are changed by remote control (optional).

Description	Code	Pieces/box	Weight Kg	Volume m ³
• 72 LED RGB - Built-in Control - 30 W	052236	1		
• 72 LED RGB - Center Control - 30 W	052237	1		
• 72 LED RGB - Built-in Control - 20 W	0522361	1		
• 72 LED RGB - Center Control - 20 W	0522371	1		

"MAXI-Clicker" Underwater Light without Niche, Mounting Kits.

Description	Code	Pieces/box	Weight Kg	Volume m ³
• Liner panel pool mounting kit (2" with nut)	052160E01	1	0,300	0,003
• Polyester pool mounting kit (2" with nut)	05223003	1	0,300	0,003





"New Generation"



Underwater Lights for Liner Pools

"MIDI-Clicker"

Underwater Light without Niche, Single Color.

Designed for stairs, small pools and spas. Frame made of ABS Plastic.

Complete with 72 SMD LEDs: Polycarbonate light body, epoxy PCB and 2 x 0,75 mm cable of 1 m length and Liner Pool Wall Mounting Kit (0521402).

120° - IP68. Consists of wall bracket and the light w/frame. After fixing the bracket on pool wall by means of stainless steel screws, it is very easy to fix the frame onto the bracket by a 30° clockwise turn. Just turn & click! In order to remove it, push a screw driver on to the button gently and turn the frame 30° counter clockwise. 2 Year Leakage Warranty.



Description	Code	Pieces/box	Weight Kg	Volume m ³
• 72 LED White - 11 W	052160E	1		
• 72 LED Daylight - 11 W	052161E	1		
• 72 LED Turquoise - 8 W	052162E	1		
• 72 LED Blue - 8 W	052163E	1		
• 72 LED Red - 8 W	052164E	1		
• 72 LED Green - 8 W	052165E	1		

"MIDI-Clicker" Underwater Light without Niche; Ditto, but RGB Changing Color.

For built in PCB models there are 13 different lighting patterns.

For central PCB models there are 16 different lighting patterns. Lighting patterns are changed by remote control (optional). 120° - IP68.

Description	Code	Pieces/box	Weight Kg	Volume m ³
• 72 LED RGB - Built-in Control -8 W	052170E	1		
• 72 LED RGB - Central Control -8 W	052171E	1		

"MIDI-Clicker" Underwater Light without Niche Mounting Kits.

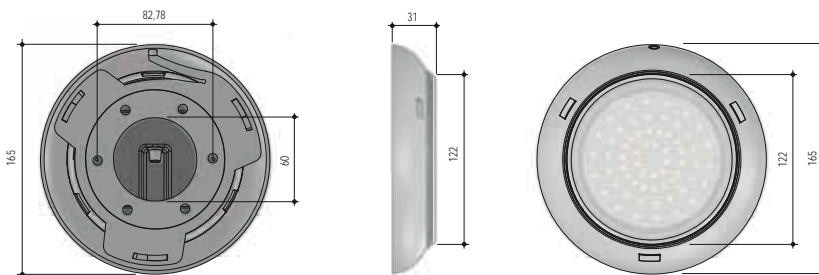
Description	Code	Pieces/box	Weight Kg	Volume m ³
• Liner panel pool mounting kit (2" with nut)	052160E01	1	0,300	0,003
• Polyester pool mounting kit (2" with nut)	052160E03	1	0,300	0,003



Patented Bayonet "Click" System



052160E01



052160E03

Underwater Lights for Liner Pools

"New Generation"



"MINI-Clicker"

Underwater Light without Niche, Single Color.

Designed for stairs, small pools and spas. Underwater light without niche.

Single color, frame made of ABS Plastic complete with 36 SMD LED.

Polycarbonate light body, epoxy PCB and 2 x 0,75 mm cable of 1,0 m length.

120° - IP68. Consists of wall bracket and the light w/frame.

After fixing the bracket on pool wall by means of stainless steel screws, it is very easy to fix the frame onto the bracket by a 30° clockwise turn. Just turn & click! In order to remove it, push a screw driver on to the button gently and turn the frame 30° counter clockwise. 2 Year Leakage Warranty. This product is patented.



Description	Code	Pieces/box	Weight Kg	Volume m ³
• 36 LED White - 7 W	052180	1		
• 36 LED Daylight - 7 W	052181	1		
• 36 LED Turquoise - 5 W	052182	1		
• 36 LED Blue - 5 W	052183	1		
• 36 LED Red - 5 W	052184	1		
• 36 LED Green - 5 W	052185	1		



Patented Bayonet "Click" System

"MINI-Clicker" Underwater Light without Niche; Ditto, but RGB Changing Color.

For built in PCB models there are 13 different lighting patterns.

For central PCB models there are 16 different lighting patterns. Lighting patterns are changed by remote control (optional). 120° - IP68.

Description	Code	Pieces/box	Weight Kg	Volume m ³
• 36 LED RGB-Built-in Control -5 W	052190	1		
• 36 LED RGB-Central Control -5 W	052191	1		



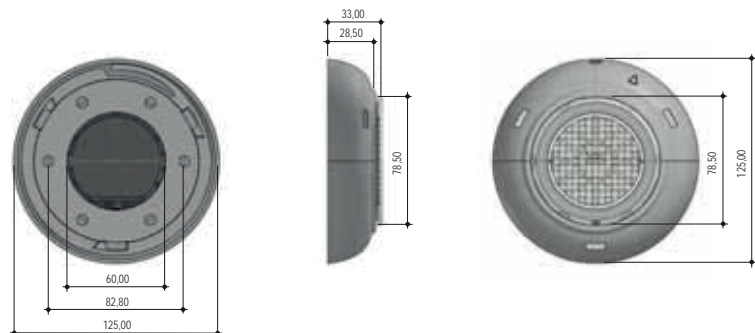
052160E01

"MINI-Clicker" Underwater Light without Niche, Mounting Kits.

Description	Code	Pieces/box	Weight Kg	Volume m ³
• Liner panel pool mounting kit (2" with nut)	052160E01	1	0,300	0,003
• Polyester pool mounting kit (2" with nut)	052180E03	1	0,300	0,003



052180E03



AISI 304/316

New Generation

Underwater Lights for Liner Pools - AISI 304 St. Steel

"SlimLED-INOX"

Underwater Light without Niche, Silicone Filled, Single Color.



Frame made of AISI 304 grade Stainless Steel. Polycarbonate light body with a choice of LED quantities and powers embedded into a special transparent silicone. Complete with Aluminium PCB. 2 x 1,5 mm cable of 2,5 m length. 120° - IP68. Wall mounting is done by screwing the wall mounting bracket directly to the pool wall. A single screw then attaches the light to the bracket



making it easy to lift the light out of the pool. **2 Year Leakage Warranty.** For AISI 316 grade stainless steel option, 01 should be added to the end of product codes below and 20% should be added to the price. Max. operating temperature 30°.

Description	Code	Pieces/box	Weight Kg	Volume m ³
• 252 LED White - 50 W	052140SS	1	1,400	0,008
• 252 LED Daylight - 50 W	052141SS	1	1,400	0,008
• 252 LED Turquoise - 36 W	052142SS	1	1,400	0,008
• 252 LED Blue - 36 W	052143SS	1	1,400	0,008
• 252 LED Red - 36 W	052144SS	1	1,400	0,008
• 252 LED Green - 36 W	052145SS	1	1,400	0,008



"SlimLED-INOX" Underwater Light without Niche; Ditto, but RGB Changing Color.

For built in PCB models there are 13 different lighting patterns.

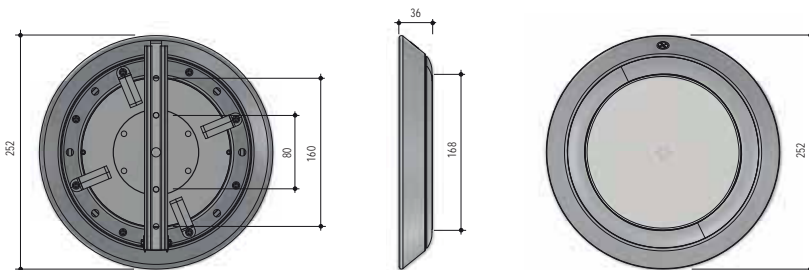
For central PCB models there are 16 different lighting patterns. Lighting patterns are changed by remote control (optional).

Description	Code	Pieces/box	Weight Kg	Volume m ³
• 252 LED RGB, 36 W - Built-in Control	052153SS	1	1,400	0,008
• 252 LED RGB, 36 W - Centrally Control	052155SS	1	1,400	0,008

Note: For RGB 81 LED and RGB 90 LED options with stainless steel frame, please add SS to the end of the product codes on page 127, request 'Liner Pool' and ask for price.



Rear View



Liner Wall Mount Bracket

Underwater Lights for Liner Pools - AISI 304 St. Steel

"New Generation"

AISI 304/316

"SlimLED-INOXCLICK"

Underwater Light without Niche, Silicone Filled, Single Color.

Frame made of AISI 304 grade Stainless Steel.

Polycarbonate light body with a choice of LED quantities and powers embedded into a special transparent silicone. Complete with Aluminium PCB. 2 x 1,5 mm cable of 2,5 m length and Liner Pool Wall Mounting Kit (0521402). 120° - IP68.

Wall mounting is done by screwing the wall mounting bracket directly to the pool wall. After the excess cable is wrapped, the light frame is easily slotted onto the mounting bracket (no screw required). This allows for very easy removal of the light out

of the pool. By means of a screw driver. **2 Year Leakage Warranty.** For AISI 316 grade stainless steel option, 01 should be added to the end of the product codes below and 20% should be added to the price. Max. operating temperature 30°.



Description	Code	Pieces/box	Weight Kg	Volume m ³
• 252 LED White - 50 W	052140SSC	1	1,400	0,008
• 252 LED Daylight- 50 W	052141SSC	1	1,400	0,008
• 252 LED Turquoise - 36 W	052142SSC	1	1,400	0,008
• 252 LED Blue - 36 W	052143SSC	1	1,400	0,008
• 252 LED Red - 36 W	052144SSC	1	1,400	0,008
• 252 LED Green - 36 W	052145SSC	1	1,400	0,008



Wall Mount Bracket

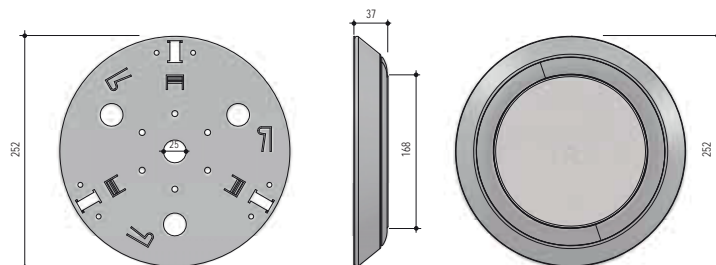
"SlimLED-INOXCLICK" Underwater Light without Niche; Ditto, but RGB Changing Color.

For built in PCB models there are 13 different lighting patterns.

For central PCB models there are 16 different lighting patterns. Lighting patterns are changed by remote control (optional).

Description	Code	Pieces/box	Weight Kg	Volume m ³
• 252 LED RGB, 36 W - Built-in Control	052153SSC	1	1,400	0,008
• 252 LED RGB, 36 W - Centrally Control	052155SSC	1	1,400	0,008

Note: For "INOXCLICK" in RGB 81 LED and RGB 90 LED please add SSC to the end of the product codes on page 128, request 'Liner Pool' and ask for price.



AISI 304/316
"New Generation"


Product Video



Underwater Lights for Liner Pools - St. Steel

"MAXI-Clicker-INOX"
Underwater Light without Niche, Single Color.

Frame made of AISI 304 Stainless Steel complete with 72 SMD LED. Polycarbonate light body, epoxy PCB and 2 x 0,75 mm cable of 1 m length and Liner Pool Wall Mounting Kit. 120° - IP68. Consists of wall bracket and the light w/frame. After fixing the bracket on pool wall by means of stainless steel screws, **it is very easy to fix the frame onto the bracket by a 30° clockwise turn.**

Just turn & click! In order to remove it, push a screw driver on to the button gently and

turn the frame 30° counter clockwise. **2 Year Leakage Warranty.** The light, without the frame, can be used as a replacement bulb for LED conversion of all PAR56 products available in the market. **This product is patented. For 316 quality Stainless Steel option, 01 should be added to the end of product codes below, an 20% should be added to the price.**

Description	Code	Pieces/box	Weight Kg	Volume m ³
• 72 LED White - 35 W Aluminium PCB	052230SS	1		
• 72 LED Daylight - 35 W Aluminium PCB	052231SS	1		
• 72 LED Turquoise - 30 W	052232SS	1		
• 72 LED Blue - 30 W	052233SS	1		
• 72 LED Red - 30 W	052234SS	1		
• 72 LED Green - 30 W	052235SS	1		
• 72 LED White - 24 W	0522301SS	1		
• 72 LED Daylight - 24 W	0522311SS	1		
• 72 LED Turquoise - 20 W	0522321SS	1		
• 72 LED Blue - 20 W	0522331SS	1		
• 72 LED Red - 20 W	0522341SS	1		
• 72 LED Green - 20 W	0522351SS	1		



Patented Bayonet "Click" System

"MAXI-Clicker-INOX" Underwater Light without Niche; Ditto, but RGB Changing Color. For built in PCB models there are 13 different lighting patterns. For central PCB models there are 16 different lighting patterns. Lighting patterns are changed by remote control (optional).


Description	Code	Pieces/box	Weight Kg	Volume m ³
• 72 LED RGB - Built-in Control - 30 W	052236SS	1		
• 72 LED RGB - Center Control - 30 W	052237SS	1		
• 72 LED RGB - Built-in Control - 20 W	0522361SS	1		
• 72 LED RGB - Center Control - 20 W	0522371SS	1		



052160E01

"MAXI-Clicker" Underwater Light without Niche Mounting Kits.

Description	Code	Pieces/box	Weight Kg	Volume m ³
Liner panel pool mounting kit (2" with nut)	052160E01	1	0,300	0,003
Polyester pool mounting kit (2" with nut)	05223003	1	0,300	0,003



05223003

Underwater Lights for Liner Pools - St. Steel

"New Generation"

AISI 304/316

"MIDI-Clicker-INOX"

Underwater Light without Niche, Single Color.

Designed for stairs, small pools and spas. **Frame** made of AISI 304 Stainless Steel complete with 72 SMD LED. Polycarbonate light body, epoxy PCB and 2 x 0,75 mm cable of 1,0 m length and Liner Pool Wall Mounting Kit. 120° - IP68. Consists of wall bracket and the light w/frame. After fixing the bracket on pool wall by means of stainless steel screws, **it is very easy to fix the frame onto the bracket by a 30° clockwise turn.**

Just turn & click! In order to remove it, push a screw driver on to the button gently

and turn the frame 30° counter clockwise. 2 Year Leakage Warranty. The light, without the frame, can be used as a replacement bulb for LED conversion of all PAR38 products available in the market. **This product is patented. For 316 quality Stainless Steel option, 01 should be added to the end of product codes below, and 20% should be added to the price.**



Description	Code	Pieces/box	Weight Kg	Volume m ³
• 72 LED White - 11 W	052160ESS	1		
• 72 LED Daylight - 11 W	052161ESS	1		
• 72 LED Turquoise - 8 W	052162ESS	1		
• 72 LED Blue - 8 W	052163ESS	1		
• 72 LED Red - 8 W	052164ESS	1		
• 72 LED Green - 8 W	052165ESS	1		



"MIDI-Clicker-INOX" Underwater Light without Niche; Ditto, but RGB Changing Color. For built in PCB models there are 13 different lighting patterns. For central PCB models there are 16 different lighting patterns. Lighting patterns are changed by remote control (optional).

Description	Code	Pieces/box	Weight Kg	Volume m ³
• 72 LED RGB - Built-in Control -8 W	052170ESS	1		
• 72 LED RGB - Central Control -8 W	052171ESS	1		

Patented Bayonet "Click" System



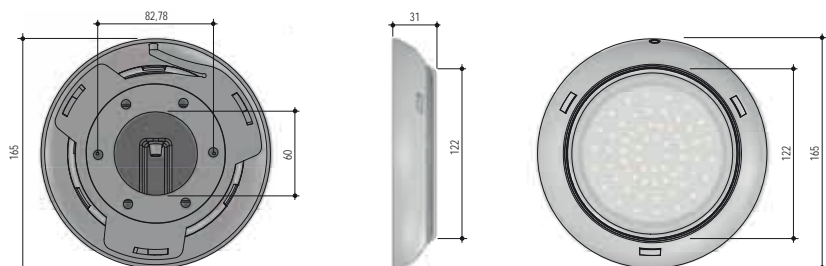
052160E01

"MIDI-Clicker" Underwater Light without Niche Mounting Kits.

Description	Code	Pieces/box	Weight Kg	Volume m ³
• Liner panel pool mounting kit (2" with nut)	052160E01	1	0,300	0,003
• Polyester pool mounting kit (2" with nut)	052160E03	1	0,300	0,003



052160E03



AISI 304/316
"New Generation"

Underwater Lights for Liner Pools - AISI 304 St. Steel

"MINI-Clicker-INOX"
Underwater Light without Niche, Single Color.

Designed for stairs, small pools and spas. Frame made of AISI 304 Stainless Steel complete with 72 SMD LED. Polycarbonate light body, epoxy PCB and 2 x 0,75 mm cable of 1,0 m length and Liner Pool Wall Mounting Kit. 120° - IP68. Consists of wall bracket and the light w/frame. After fixing the bracket on pool wall by means of stainless steel screws, it is very easy to fix the frame onto the bracket by a 30° clockwise turn.



Just turn & click! In order to remove it, push a screw driver on to the button gently and turn the

frame 30° counter clockwise. 2 Year Leakage Warranty. The light, without the frame, can be used as a replacement bulb for LED conversion of all PAR38 products available in the market. **This product is patented. For 316 quality Stainless Steel option, 01 should be added to the end of product codes below, and 20% should be added to the price.**



Product Video



Description	Code	Pieces/box	Weight Kg	Volume m ³
• 36 LED White - 7 W	052180SS	1		
• 36 LED Daylight - 7 W	052181SS	1		
• 36 LED Turquoise - 5 W	052182SS	1		
• 36 LED Blue - 5 W	052183SS	1		
• 36 LED Red - 5 W	052184SS	1		
• 36 LED Green - 5 W	052185SS	1		



"MINI-Clicker-INOX" Underwater Light without Niche; Ditto, but RGB Changing Color. For built in PCB models there are 13 different lighting patterns. For central PCB models there are 16 different lighting patterns. Lighting patterns are changed by remote control (optional).

Description	Code	Pieces/box	Weight Kg	Volume m ³
• 36 LED RGB-Built-in Control -5 W	052190SS	1		
• 36 LED RGB-Central Control -5 W	052191SS	1		



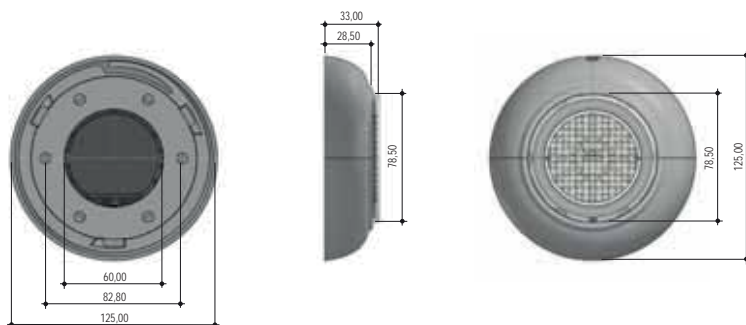
Patented Bayonet "Click" System

"MINI-Clicker" Underwater Light without Niche Mounting Kits.

Description	Code	Pieces/box	Weight Kg	Volume m ³
• Liner panel pool mounting kit (2" with nut)	052160E01	1	0,300	0,003
• Polyester pool mounting kit (2" with nut)	052180E03	1	0,300	0,003



052160E01



052180E03

Hang Over Underwater LED Light for Prefabricated Pools

"Hang Over"

Underwater LED Light.

Hang Over Underwater LED Light specifically designed for DIY installation to above ground pools.

Complete with 50 W/12 V AC transformer, 5 + 2 meters cable. The product is ready to be connected to 220 V AC to start function. Easy DIY install with two screws to pool coping.

Optional elongation part (13,5 cm) to be used to install at deeper levels. LED beam angle 120°.

Technical Features:

- Special, elegant, stylish and patented design
- Easy snap mechanism by design
- In IP68 protection, class III
- Ability to direct connect 220-230 V / 50-60 Hz network line
- Can be easily installed in above ground swimming pools

"New Generation"



"Hang Over" Underwater LED Light. Single Color.

Description	Code	Pieces/box	Weight Kg	Volume m ³
• 72 LED White - 16 W	0511611	1		
• 72 LED Daylight - 16 W	0511612	1		
• 72 LED Turquoise - 13 W	0511613	1		
• 72 LED Blue - 13 W	0511614	1		
• 72 LED Red - 13 W	0511615	1		
• 72 LED Green - 13 W	0511616	1		

"Hang Over" Underwater LED Light. RGB Changing Color

Description	Code	Pieces/box	Weight Kg	Volume m ³
• 72 LED RGB-Built-in Control - 13 W	0511711	1		
• 72 LED RGB-Self Control - 13 W	0511711SC	1		



Easy DIY Installation



50W/12VAC Transformer

Underwater Lights for Concrete Pools - ABS

"Standard 95"

Underwater Lights. Frame made of ABS plastic, niche in white plastic. Complete with either 300 W/12 V PAR56 bulb with 2 x 4 mm cable of 2,5 m length or PAR56 SMD LED bulb with 2 x 0,75 mm cable of 1,5 m length. Choice of "Side" or "Bottom" cable outlet on the niche.



051111



Description	Code	Pieces/box	Weight Kg	Volume m ³
• Complete light, with 300 W/12 V PAR56	051111	1	2,160	0,016
• Complete light, with 20 W-63 SMD LED	051111LS	1		
• 051111, without cable	051111C	1		
• 051111LS, without cable	051111LSC	1		
• 051111, without niche and cable	051111NC	1		
• 051111LS, without niche and cable	051111LSNC	1		
• Niche	05111110S	1		



051111 - 051130ER

"Standard 2002" Underwater Lights. Frame made of ABS plastic, niche in white plastic. Complete with either 300 W/12 V PAR56 bulb with 2 x 4 mm cable of 2,5 m length or PAR56 SMD LED bulb with 2 x 0,75 mm cable of 1,5 m length. Choice of "Side" or "Bottom" cable outlet on the niche.

Description	Code	Pieces/box	Weight Kg	Volume m ³
• Complete light, with 300 W/12 V PAR56	051114	1	2,160	0,016
• Complete light, with 20 W-63 SMD LED	051114LS	1		
• 051114, with locking	051115	1		
• 051114LS, with locking	051115LS	1		
• 051114, without cable	051114C	1		
• 051114LS, without cable	051114LSC	1		
• 051114, without cable and niche	051114NC	1		
• 051114LS, without cable and niche	051114LSNC	1		
• Niche	05111410S	1		
• Modular niche extension	0511411	1		



051114



051114 - 051130ER

"Standard 2004" Underwater Lights. Frame made of ABS plastic, niche in white plastic. Complete with either 300 W/12 V PAR56 bulb with 2 x 4 mm cable of 2,5 m length or PAR56 SMD LED bulb with 2 x 0,75 mm cable of 1,5 m length. Choice of "Side" or "Bottom" cable outlet on the niche.

Description	Code	Pieces/box	Weight Kg	Volume m ³
• Complete light, with 300 W/12 V PAR56	051118	1		
• Complete light, with 20 W-63 SMD LED	051118LS	1		
• 051118, with locking	051119	1		
• 051118LS, with locking	051119LS	1		
• 051118, without cable	051118C	1		
• 051118LS, without cable	051118LSC	1		
• 051118, without cable and niche	051118NC	1		
• 051118LS, without cable and niche	051118LSNC	1		
• Niche	05111810S	1		
• Modular niche extension	0511411	1		



051119



0511411

Underwater Lights for Concrete Pools - ABS



05112LS

"Standard 2006" Underwater Lights.

Frame made of ABS plastic, niche in white plastic.

Complete with either 300 W/12 V PAR56 bulb with 2 x 4 mm cable of 2,5 m length or PAR56 SMD LED bulb with 2 x 0,75 mm cable of 1,5 m length. Choice of "Side" or "Bottom" cable outlet on the niche. Light is fixed to the niche with 2 front screws.

Description	Code	Pieces/box	Weight Kg	Volume m ³
• Complete Light, with 300 W/12 V PAR56	051112	1	2,800	0,016
• Complete Light, with 20 W-63 SMD LED	051112LS	1	2,800	0,016



05112

"Mini 2008" Underwater Lights.

For concrete pools. Frame and niche made of ABS plastic. Complete with halogen or power led bulb, 2 m cable and special tightening tool.

Description	Code	Pieces/box	Weight Kg	Volume m ³
• 50 W/12 V	05112	1		
• 7 W/12 V with white SMD 36 LED	05112LS	1		
• Niche	0511212S	1		



05112SLS

"Mini 2001" Underwater Lights.

Heat resistant plastic body, bottom outlet. Complete with 2 m. cable. 50 W/12 V bulb or power LED.

Description	Code	Pieces/box	Weight Kg	Volume m ³
• Slip type body with plastic frame	05112S	4	2,000	0,007
• 05112S, with 7 W/12 V SMD 36 LED	05112SLS	4	2,500	0,007
• 2" threaded with plastic frame	05112T	4	2,100	0,007
• 05112T, with 7 W/12 V SMD 36 LED	05112TLS	4	2,500	0,007



05112T

Housing for Mini 2001 for Concrete Pools.

Complete with the special "no-leak" cable outlet.



Description	Code	Pieces/box	Weight Kg	Volume m ³
	04160A	20	10,420	0,060

"No-leak" adaptor for cables.

Can be adhered to the back of the GEMAS Housing for Concrete Pools, or at the mouth of Ø 63 mm 10 atm PVC pipes. With cable gland seal.



Description	Code	Pieces/box	Weight Kg	Volume m ³
	0511200101S	1		



Underwater Lights for Concrete Pools - S.S.

“Standard 2002” Underwater Lights.

AISI 304 grade Stainless Steel Frame. Frame made of AISI 304 grade stainless steel, niche in white plastic. Complete with either 300 W/12 V PAR56 bulb with 2 x 4 mm cable of 2,5 m length or PAR56 SMD LED bulb with 2 x 0,75 mm cable of 1,5 m length. Choice of “Side” or “Bottom” cable outlet on the niche.

Description	Code	Pieces/box	Weight Kg	Volume m ³
• Complete Light	051114SS	1	2,790	0,016
• Complete Light, SMD LED version	051114SSLS	1		



051114SSLS

“Standard 95” Underwater Lights. AISI 304 Grade Stainless Steel Plated Frame.

Frame made of AISI 304 grade stainless steel plated ABS plastic, niche in white plastic. Complete with either 300 W/12 V PAR56 bulb with 2 x 4 mm cable of 2,5 m length or PAR56 SMD LED bulb with 2 x 0,75 mm cable of 1,5 m length. Choice of “Side” or “Bottom” cable outlet on the niche.

Description	Code	Pieces/box	Weight Kg	Volume m ³
• Complete Light	051113SS	1	2,646	0,016
• Complete Light, SMD LED version	051113SSLS	1		



Stainless Steel Frame For Underwater Lights.

Made of AISI 304 grade stainless steel. Can easily be adapted to existing ABS frames.

Description	Code	Pieces/box	Weight Kg	Volume m ³
• For “Flat” Light	05111608	1		
• For “Standard 2002” Light	05111408	1		
• For “Mini 2008” Light	0511212508	1		
• “Standard 2002” For Locked Light	05111508	1		
• For “Standard 95” Light	05111108	1		



05111608

“Mini 2001” Underwater Lights.

Heat resistant plastic body, bottom outlet. Complete with 2 m. cable. 50 W/12 V bulb or 7 W SMD LED bulb.

Description	Code	Pieces/box	Weight Kg	Volume m ³
• Slip type body with st. steel frame	05112SC	4	2,300	0,007
• Ditto, with white 36 LED	05112SCLS	4		
• 2” threaded with st. steel frame	05112TC	4	2,400	0,007
• Ditto, with white 36 LED	05112TCLS	4		



05112SC



05112SCLS

Underwater Lights for Liner Pools



052111B - 051130ER

"Standard 95" Underwater Lights.

Frame made of ABS plastic, brass screw fittings, niche in white plastic. Complete with either 300 W/12 V PAR56 bulb with 2 x 4 mm cable of 2,5 m length or PAR56 SMD LED bulb with 2 x 0,75 mm cable of 1,5 m length. Choice of "Side" or "Bottom" cable outlet on the niche. Complete with flange, bolts and gaskets.

Description	Code	Pieces/box	Weight Kg	Volume m ³
• Complete light with 300 W/12 V PAR56	052111B	1	2,450	0,016
• Complete light with 20 W-63 SMD LED	052111BLS	1	2,450	0,016
• 052111B, without cable	052111BC	1	2,300	0,016
• 052111BLS, without cable	052111BLSC	1	2,300	0,016
• 052111B, without niche and cable	052111BNC	1	2,100	0,016
• 052111BLS, without niche and cable	052111BLSNC	1	2,100	0,016
• Niche	05211101BSP	1		0,016



052114B

"Standard 2002" Underwater Lights.

Frame made of ABS plastic, brass screw fittings, niche in white plastic. Complete with either 300 W/12 V PAR56 bulb with 2 x 4 mm cable of 2,5 m length or PAR56 SMD LED bulb with 2 x 0,75 mm cable of 1,5 m length. Choice of "Side" or "Bottom" cable outlet on the niche. Complete with flange, bolts and gaskets.

Description	Code	Pieces/box	Weight Kg	Volume m ³
• Complete light, with 300W/12V PAR56	052114B	1	2,450	0,016
• Complete light, with 20W – 63 SMD LED	052114BLS	1	2,450	0,016
• 052114B, with locking mechanism	052115B	1	2,700	0,016
• 052114BLS, with locking mechanism	052115BLS	1	2,700	0,016
• 052114B, without cable	052114BC	1	2,300	0,016
• 052114BLS, without cable	052114BLSC	1	2,300	0,016
• 052114B, without niche and cable	052114BNC	1	2,100	0,016
• 052114BLS, without niche and cable	052114BLSNC	1	2,100	0,016
• Niche	05211410BSP	1		0,016



052118B - 051130ER

"Standard 2004" Underwater Lights.

Frame made of ABS plastic, brass screw fittings, niche in white plastic. Complete with either 300 W/12 V PAR56 bulb with 2 x 4 mm cable of 2,5 m length or PAR56 SMD LED bulb with 2 x 0,75 mm cable of 1,5 m length. Choice of "Side" or "Bottom" cable outlet on the niche. Complete with flange, bolts and gaskets.

Description	Code	Pieces/box	Weight Kg	Volume m ³
• Complete light, with 300W/12V PAR56	052118B	1	2,450	0,016
• Complete light, with 20W – 63 SMD LED	052118BLS	1	2,450	0,016
• 052118B, with locking mechanism	052119B	1	2,700	0,016
• 052118BLS, with locking mechanism	052119BLS	1	2,700	0,016
• 052118B, without cable	052118BC	1	2,300	0,016
• 052118BLS, without cable	052118BLSC	1	2,300	0,016
• 052118B, without niche and cable	052118BNC	1	2,100	0,016
• 052118BLS, without niche and cable	052118BLSNC	1	2,100	0,016
• Niche	05211810BSP	1		0,016



Underwater Lights for Liner Pools

“Standard 2006” Underwater Lights.

Frame, niche and niche fittings made of ABS plastic. Complete with either 300 W/12 V PAR56 bulb with 2 x 4 mm cable of 2,5 m length or PAR56 SMD LED bulb with 2 x 0,75 mm cable of 1,5 m length. Choice of “Side” or “Bottom” cable outlet on the niche. Complete with flange, bolts and gaskets. Light is fixed to the niche with 2 front screws. **Specially designed for panel type liner pools.** Complete with flange, bolts and gaskets.

Description	Code	Pieces/box	Weight Kg	Volume m ³
• Complete Light	052112	1	2,800	0,016
• Complete Light, with SMD LED	052112LS	1		



052112 - 051130ER

“Mini 2008” Underwater Light for Concrete Pools.

For liner pools. Frame, niche and flange made of ABS plastic. Complete with halogen bulb or power LED, 2 m. cable and special locking tool.

Description	Code	Pieces/box	Weight Kg	Volume m ³
• 50 W / 12 V	05212B	1		
• 7 W / 12 V White SMD 36 LED	05212BLS	1		
• Niche	0521212S	1		



05212B

“Mini 2001” Underwater Light.

Heat resistant plastic body, bottom cable outlet, 2 m silicon cable. 50 W / 12 V.

Description	Code	Pieces/box	Weight Kg	Volume m ³
• Slip body, plastic frame	05112S	4	2,000	0,007
• Ditto, White SMD 36 LED	05112SLS	4		
• 2" threaded body, plastic frame	05112T	4	2,100	0,007
• Ditto, White SMD 36 LED	05112TLS	4		



05112S

Housing for Mini 2001 for Liner Pools.

For fixing the light to the pool wall. Complete with the “no-leak” cable adaptor, flange, screws and gaskets.

Description	Code	Pieces/box	Weight Kg	Volume m ³
• Housing	04260A	20	11,800	0,060
• Ditto, brass cavities	04260AB	20	11,800	0,060



“Standart 2002” Underwater Light Colored Frame

Made of ABS. Different Color options can be adapted to all Standart 2002 Models. For Frame with “Locking Mechanism” Please the sixth digit of the code from “4” to “5”. Price only includes the frame, not the complete light.

Description	Code	Pieces/box	Weight Kg	Volume m ³
• Anthracite - RAL 7016	051114011A	1		
• Beige - RAL 1015	051114011B	1		
• Gray - RAL 7004	051114011G	1		



RAL 7016

RAL 1015

RAL 7004

Technical Table For PAR56 LED Bulbs - Single Color

Code	Description	LED Type	# of LED	Voltage (V)	AC V Power (W)	Light Intensity (lux=lm/m ²)	Light Angle	Case
0541101	Slim 252 SMD LED - White	SMD	252	12	50	3536	120°	Polycarbonate
0541102	Slim 252 SMD LED - Daylight	SMD	252	12	50	3536	120°	Polycarbonate
0541103	Slim 252 SMD LED - Turquoise	SMD	252	12	36	1011	120°	Polycarbonate
0541104	Slim 252 SMD LED - Blue	SMD	252	12	36	1011	120°	Polycarbonate
0541105	Slim 252 SMD LED - Red	SMD	252	12	36	1011	120°	Polycarbonate
0541106	Slim 252 SMD LED - Green	SMD	252	12	36	1011	120°	Polycarbonate
0541111	Slim 81 SMD LED - White	SMD	81	12	35	2739	120°	Polycarbonate
0541112	Slim 81 SMD LED - Daylight	SMD	81	12	35	2739	120°	Polycarbonate
0541113	Slim 81 SMD LED - Turquoise	SMD	81	12	30	1241	120°	Polycarbonate
0541114	Slim 81 SMD LED - Blue	SMD	81	12	30	1241	120°	Polycarbonate
0541115	Slim 81 SMD LED - Red	SMD	81	12	30	1241	120°	Polycarbonate
0541116	Slim 81 SMD LED - Green	SMD	81	12	30	1241	120°	Polycarbonate
051130ER	ECOSlim 72 SMD LED - White	SMD	72	12	24	1614	120°	Polycarbonate
051131ER	ECOSlim 72 SMD LED - Daylight	SMD	72	12	24	1614	120°	Polycarbonate
051132ER	ECOSlim 72 SMD LED - Turquoise	SMD	72	12	20	671	120°	Polycarbonate
051133ER	ECOSlim 72 SMD LED - Blue	SMD	72	12	20	671	120°	Polycarbonate
051134ER	ECOSlim 72 SMD LED - Red	SMD	72	12	20	671	120°	Polycarbonate
051135ER	ECOSlim 72 SMD LED - Green	SMD	72	12	20	671	120°	Polycarbonate
051160E	MIDI-Clicker 72 SMD LED - White	SMD	72	12	11	952	120°	Polycarbonate
051161E	MIDI-Clicker 72 SMD LED - Daylight	SMD	72	12	11	952	120°	Polycarbonate
051162E	MIDI-Clicker 72 SMD LED - Turquoise	SMD	72	12	8	170	120°	Polycarbonate
051163E	MIDI-Clicker 72 SMD LED - Blue	SMD	72	12	8	170	120°	Polycarbonate
051164E	MIDI-Clicker 72 SMD LED - Red	SMD	72	12	8	170	120°	Polycarbonate
051165E	MIDI-Clicker 72 SMD LED - Green	SMD	72	12	8	170	120°	Polycarbonate
051180	MINI-Clicker 36 SMD LED - White	SMD	36	12	7	508	120°	Polycarbonate
051181	MINI-Clicker 36 SMD LED - Daylight	SMD	36	12	7	508	120°	Polycarbonate
051182	MINI-Clicker 36 SMD LED - Turquoise	SMD	36	12	5	86	120°	Polycarbonate
051183	MINI-Clicker 36 SMD LED - Blue	SMD	36	12	5	86	120°	Polycarbonate
051184	MINI-Clicker 36 SMD LED - Red	SMD	36	12	5	86	120°	Polycarbonate
051185	MINI-Clicker 36 SMD LED - Green	SMD	36	12	5	86	120°	Polycarbonate
0531101	Single color PAR56 SMD with 63 LED - White	SMD	63	12	20	1511	120°	Polycarbonate
0531102	Single color PAR56 SMD with 63 LED - Daylight	SMD	63	12	20	1511	120°	Polycarbonate
0531103	Single color PAR56 SMD with 63 LED - Turquoise	SMD	63	12	16	550	120°	Polycarbonate
0531104	Single color PAR56 SMD with 63 LED - Blue	SMD	63	12	16	550	120°	Polycarbonate
0531105	Single color PAR56 SMD with 63 LED - Red	SMD	63	12	16	550	120°	Polycarbonate
0531106	Single color PAR56 SMD with 63 LED - Green	SMD	63	12	16	550	120°	Polycarbonate
0531111	Single color PAR56 SMD with 252 LED - White	SMD 2835	252	12	40	3059	85°	Polycarbonate
0531112	Single color PAR56 SMD with 252 LED - Daylight	SMD 2835	252	12	40	3059	85°	Polycarbonate
0531113	Single color PAR56 SMD with 252 LED - Turquoise	SMD 2835	252	12	31	900	80°	Polycarbonate
0531114	Single color PAR56 SMD with 252 LED - Blue	SMD 2835	252	12	31	900	80°	Polycarbonate
0531115	Single color PAR56 SMD with 252 LED - Red	SMD 2835	252	12	31	900	80°	Polycarbonate
0531116	Single color PAR56 SMD with 252 LED - Green	SMD 2835	252	12	31	900	80°	Polycarbonate
0532311	Single color PAR56 with 9 OSRAM Power LED-White	OSRAM POWER	9	12	20	2409	80°	Polycarbonate
0532312	Single color PAR56 with 9 OSRAM Power LED-Daylight	OSRAM POWER	9	12	20	2409	80°	Polycarbonate
0532313	Single color PAR56 with 9 OSRAM Power LED-Turquoise	OSRAM POWER	9	12	23	893	80°	Polycarbonate
0532314	Single color PAR56 with 9 OSRAM Power LED-Blue	OSRAM POWER	9	12	23	893	80°	Polycarbonate
0532315	Single color PAR56 with 9 OSRAM Power LED-Red	OSRAM POWER	9	12	23	893	80°	Polycarbonate
0532316	Single color PAR56 with 9 OSRAM Power LED-Green	OSRAM POWER	9	12	23	893	80°	Polycarbonate
0532111	Single color PAR56 with 18 Power LED - White	POWER	18	12	24	1690	140°	Polycarbonate
0532112	Single color PAR56 with 18 Power LED - Daylight	POWER	18	12	24	1690	140°	Polycarbonate
0532113	Single color PAR56 with 18 Power LED - Turquoise	POWER	18	12	24	848	140°	Polycarbonate
0532114	Single color PAR56 with 18 Power LED - Blue	POWER	18	12	24	848	140°	Polycarbonate
0532115	Single color PAR56 with 18 Power LED - Red	POWER	18	12	24	848	140°	Polycarbonate
0532116	Single color PAR56 with 18 Power LED - Green	POWER	18	12	24	848	140°	Polycarbonate
05321111	Single color PAR56 with 27 Power LED - White	POWER	27	12	36	1038	140°	Polycarbonate
05321121	Single color PAR56 with 27 Power LED - Daylight	POWER	27	12	36	1038	140°	Polycarbonate
05321131	Single color PAR56 with 27 Power LED - Turquoise	POWER	27	12	36	1038	140°	Polycarbonate

Technical Table For PAR56 LED Bulbs - Single Color

Code	Description	LED Type	# of LED	Voltage (V)	AC V Power (W)	Light Intensity (lux=lm/m ²)	Light Angle	Case
05321141	Single color PAR56 with 27 Power LED - Blue	POWER	27	12	36	1038	140°	Polycarbonate
05321151	Single color PAR56 with 27 Power LED - Red	POWER	27	12	36	1038	140°	Polycarbonate
05321161	Single color PAR56 with 27 Power LED - Gren	POWER	27	12	36	1038	140°	Polycarbonate
0532211	Single color PAR56 with 18 Power LED - White	POWER	18	24	46		140°	Aluminium
0532212	Single color PAR56 with 18 Power LED - Daylight	POWER	18	24	46		140°	Aluminium
0532213	Single color PAR56 with 18 Power LED - Turquoise	POWER	18	24	46		140°	Aluminium
0532214	Single color PAR56 with 18 Power LED - Blue	POWER	18	24	46		140°	Aluminium
0532215	Single color PAR56 with 18 Power LED - Red	POWER	18	24	46		140°	Aluminium
0532216	Single color PAR56 with 18 Power LED - Green	POWER	18	24	46		140°	Aluminium
05322111	Single color PAR56 with 27 Power LED - White	POWER	27	12	70	4225	140°	Aluminium
05322121	Single color PAR56 with 27 Power LED - Daylight	POWER	27	12	70	4225	140°	Aluminium
05322131	Single color PAR56 with 27 Power LED - Turquoise	POWER	27	12	70	4225	140°	Aluminium
05322141	Single color PAR56 with 27 Power LED - Blue	POWER	27	12	70	4225	140°	Aluminium
05322151	Single color PAR56 with 27 Power LED - Red	POWER	27	12	70	4225	140°	Aluminium
05322161	Single color PAR56 with 27 Power LED - Green	POWER	27	12	70	4225	140°	Aluminium

Technical Table For PAR56 LED Bulbs - RGB

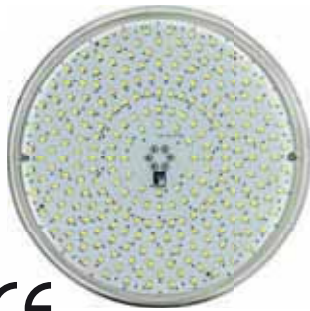
Code	Description	LED Type	# of LED	Voltage (V)	AC V Power (W)	Light Intensity (lux=lm/m ²)	Light Angle	Case
05115301	Slim 252 SMD LED Built-in Control	SMD	252	12	36	1011	120°	Polycarbonate
05115501	Slim 252 SMD LED Centrally Control	SMD	252	12	36	1011	120°	Polycarbonate
0541201	Slim 90 SMD LED Built-in Control	SMD	90	12	36	1081	120°	Polycarbonate
0541202	Slim 90 SMD LED Centrally Control	SMD	90	12	36	1081	120°	Polycarbonate
05115601	Slim 81 SMD LED Built-in Control	SMD	81	12	30	1241	120°	Polycarbonate
05115701	Slim 81 SMD LED Centrally Control	SMD	81	12	30	1241	120°	Polycarbonate
051150ER	ECOSlim 72 SMD LED Bulbs with Built-in Control	SMD	72	12	20	671	120°	Polycarbonate
051151ER	ECOSlim 72 SMD LED Bulbs with Central Control	SMD	72	12	20	671	120°	Polycarbonate
051236	MAXI-Clicker 72 SMD LED Bulbs with Built-in Control	SMD	72	12	30	774	120°	Polycarbonate
051237	MAXI-Clicker 72 SMD LED Bulbs with Central Control	SMD	72	12	30	774	120°	Polycarbonate
0512361	MAXI-Clicker 72 SMD LED Bulbs with Built-in Control	SMD	72	12	20	671	120°	Polycarbonate
0512371	MAXI-Clicker 72 SMD LED Bulbs with Central Control	SMD	72	12	20	671	120°	Polycarbonate
0532523	MIDI-Clicker 72 SMD LED Bulbs with Built-in Control	SMD	72	12	8	170	120°	Polycarbonate
0532524	MIDI-Clicker 72 SMD LED Bulbs with Central Control	SMD	72	12	8	170	120°	Polycarbonate
0532631	MINI-Clicker 36 SMD LED Bulbs with Built-in Control	SMD	36	12	5	86	120°	Polycarbonate
0532622	MINI-Clicker 36 SMD LED Bulbs with Central Control	SMD	36	12	5	86	120°	Polycarbonate
0531201	RGB PAR56 SMD with 54 LED - Built-in Control System	SMD	54	12	16	550	120°	Polycarbonate
0531202	RGB PAR56 SMD with 54 LED - Central Control System	SMD	54	12	16	550	120°	Polycarbonate
0531211	RGB PAR56 SMD with 252 LED - Built-in Control System	SMD	252	12	31	900	120°	Polycarbonate
0531212	RGB PAR56 SMD with 252 LED - Central Control System	SMD	252	12	31	900	120°	Polycarbonate
0532321	PAR56 9 OSRAM Power LED Centrally Control	OSRAM POWER	9	12	23	893	80°	Polycarbonate
0532322	PAR56 9 OSRAM Power LED Built-in Control	OSRAM POWER	9	12	23	893	80°	Polycarbonate
0532121	PAR56 18 Power LED Bulbs with Built-in Control	POWER	18	12	24	848	140°	Polycarbonate
0532721	PAR56 18 Power LED'ii Bulbs with Central Control	POWER	18	12	24	848	140°	Polycarbonate
0532221	PAR56 with 18 Power LED - Built-in Control System with Alu. Body	POWER	18	12	46	2226	140°	Aluminium
0532222	PAR56 with 18 Power LED - Central Control System with Alu. Body	POWER	18	12	46	2226	140°	Aluminium
0532122	PAR56 27 Power LED Bulbs with Built-in Control	POWER	27	12	36	1038	140°	Polycarbonate
0532722	PAR56 27 Power LED Bulbs with Central Control	POWER	27	12	36	1038	140°	Polycarbonate
0532123	RGBW PAR56 30 Power LED Built-in Control	POWER	30	12	31	1779	120°	Polycarbonate
0532223	RGB PAR56 with 27 Power LED - Built-in Control System with Alu. Body	POWER	27	12	70	4225	140°	Aluminium
0532224	RGB PAR56 with 27 Power LED - Central Control System with Alu. Body	POWER	27	12	70	4225	140°	Aluminium
0532226	RGBW PAR56 with 50 Power LED - Built-in Control System	POWER	30	12	50	2525	120°	Polycarbonate

SlimLED Bulbs for PAR56 Replacement - Single Color



"New Generation"

120° Light Spectrum




"SlimLED" Underwater Light Bulb - Replacement - Single Color.

Embedded into special transparent silicone, polycarbonate light body with 252 LED, 2 x 1,5 cable of 2,5 m length 120° IP68. Complete with adapter set.

2-year leakage warranty. Can be used for the replacement of any existing PAR56 bulb on the market. 50.000 hours of life. **Max. operating temperature 30°.**

"SLIMLED" BULBS				
Color	# of LED	AC 12 V Power (W)	Light Intensity (lux=lm/m ²)	Light Angle
White	252	50	3536	120°
Daylight	252	50	3536	120°
Turquoise	252	36	1011	120°
Blue	252	36	1011	120°
Red	252	36	1011	120°
Green	252	36	1011	120°

Description	Code	Pieces/box	Weight Kg	Volume m ³
• White	0541101	1		
• Daylight	0541102	1		
• Turquoise	0541103	1		
• Blue	0541104	1		
• Red	0541105	1		
• Green	0541106	1		



"SlimLED" Underwater Light Bulb - Replacement - Single Color.

Embedded into special transparent silicone, polycarbonate light body with 81 LED, 2 x 1,5 cable of 2,5 m length 120° IP68. Complete with adapter set. **2-year leakage warranty.** Can be used for the replacement of any existing PAR56 bulb on the market. 50.000 hours of life. **Max. operating temperature 30°.**

"SLIMLED" BULBS				
Color	# of LED	AC 12 V Power (W)	Light Intensity (lux=lm/m ²)	Light Angle
White	81	35	2739	120°
Daylight	81	35	2739	120°
Turquoise	81	30	1241	120°
Blue	81	30	1241	120°
Red	81	30	1241	120°
Green	81	30	1241	120°

Description	Code	Pieces/box	Weight Kg	Volume m ³
• White	0541111	1		
• Daylight	0541112	1		
• Turquoise	0541113	1		
• Blue	0541114	1		
• Red	0541115	1		
• Green	0541116	1		



"New Generation"


120° Light Spectrum

ECOSlimLED Bulbs for PAR56 Replacement - Single Color

"ECOSlimLED" Underwater Light Bulb - Replacement - Single Color.

Polycarbonate light body complete with 72 SMD LED, epoxy PCB.

2 x 0,75 cable of 1,5 m length 120° IP68. Complete with adapter set. **2-year leakage warranty.** Can be used for the replacement of any existing PAR56 bulb on the market. 50.000 hours of life. **Max. operating temperature 30°.**



Description	Code	Pieces/box	Weight Kg	Volume m ³
• White	051130ER	1		
• Daylight	051131ER	1		
• Turquoise	051132ER	1		
• Blue	051133ER	1		
• Red	051134ER	1		
• Green	051135ER	1		

"ECOSLIMLED" BULBS				
Color	# of LED	AC 12 V Power (W)	Light Intensity (lux=lm/m ²)	Light Angle
White	72	24	1614	120°
Daylight	72	24	1614	120°
Turquoise	72	20	671	120°
Blue	72	20	671	120°
Red	72	20	671	120°
Green	72	20	671	120°

PAR56 LED Bulbs - Single Color - with SMD LED

120° Light Spectrum

Single Color PAR56 with 63 SMD LED - 120°.

Polycarbonate body, AC-DC 11-14 V. 50.000 hours long life.

2-year leakage warranty.



Description	Code	Pieces/box	Weight Kg	Volume m ³
• White	0531101	1		
• Daylight	0531102	1		
• Turquoise	0531103	1		
• Blue	0531104	1		
• Red	0531105	1		
• Green	0531106	1		

63 "SMD" LED BULBS				
Color	# of LED	AC 12 V Power (W)	Light Intensity (lux=lm/m ²)	Light Angle
White	63	20	1511	120°
Daylight	63	20	1511	120°
Turquoise	63	16	550	120°
Blue	63	16	550	120°
Red	63	16	550	120°
Green	63	16	550	120°

Single Color PAR56 with 252, SMD LED - 120°.

Polycarbonate body, AC-DC 11-14 V. 50.000 hours long life.

Description	Code	Pieces/box	Weight Kg	Volume m ³
• White	0531111	1		
• Daylight	0531112	1		
• Turquoise	0531113	1		
• Blue	0531114	1		
• Red	0531115	1		
• Green	0531116	1		

252 "SMD" LED BULBS				
Color	# of LED	AC 12 V Power (W)	Light Intensity (lux=lm/m ²)	Light Angle
White	252	40	3059	120°
Daylight	252	40	3059	120°
Turquoise	252	31	900	120°
Blue	252	31	900	120°
Red	252	31	900	120°
Green	252	31	900	120°

Note: Bulbs with "Flat Transparent Glass" fronts are available, please add F to the end of the above product codes.

PAR56 LED Bulbs - Single Color - With OSRAM LED



OSRAM Single Color PAR56 9 Power LED Bulb.

Polycarbonate body, AC-DC 11-14 V. 50.000 hours long life.

All bulb circuits have heat sensitive **Automatic Current Control** to ensure long life. **2-year leakage warranty.**



80° Light Spectrum

9 PAR56 "POWER" LED BULBS				
Color	# of LED	AC 12 V Power (W)	Light Intensity (lux=lm/m ²)	Light Angle
White	9	20	2409	80°
Daylight	9	20	2409	80°
Turquoise	9	23	893	80°
Blue	9	23	893	80°
Red	9	23	893	80°
Green	9	23	893	80°

Description	Code	Pieces/box	Weight Kg	Volume m ³
• White	0532311	1		
• Daylight	0532312	1		
• Turquoise	0532313	1		
• Blue	0532314	1		
• Red	0532315	1		
• Green	0532316	1		

PAR56 LED Bulbs - Single Color - With Power LED



Single Color PAR56 Lamp with 18 Power LED.

Polycarbonate body, AC-DC 11-14V. 50.000 hours - long life.

To ensure longer life, all the light circuits has heat sensitive **Automatic Current Control**. **2-year leakage warranty.**



140° Light Spectrum

18 PAR56 "POWER" LED BULBS				
Color	# of LED	AC 12 V Power (W)	Light Intensity (lux=lm/m ²)	Light Angle
White	18	24	1690	140°
Daylight	18	24	1690	140°
Turquoise	18	24	848	140°
Blue	18	24	848	140°
Red	18	24	848	140°
Green	18	24	848	140°

Description	Code	Pieces/box	Weight Kg	Volume m ³
• White	0532111	1		
• Daylight	0532112	1		
• Turquoise	0532113	1		
• Blue	0532114	1		
• Red	0532115	1		
• Green	0532116	1		

PAR56 LED Bulbs - Single Color - With Power LED

Single color PAR56 with 27 Power LED Bulb.
Polycarbonate body, AC-DC 11-14V. 50.000 hours-long life.
To ensure longer life, all the light circuits has heat sensitive
Automatic Current Control. 2-year leakage warranty.

140° Light Spectrum



Description	Code	Pieces/ box	Weight Kg	Volume m ³
• White	05321111	1		
• Daylight	05321121	1		
• Turquoise	05321131	1		
• Blue	05321141	1		
• Red	05321151	1		
• Green	05321161	1		

27 PAR56 "POWER" LED BULBS				
Color	# of LED	AC 12 V Power (W)	Light Intensity (lux=lm/m ²)	Light Angle
White	27	36	1038	140°
Daylight	27	36	1038	140°
Turquoise	27	36	1038	140°
Blue	27	36	1038	140°
Red	27	36	1038	140°
Green	27	36	1038	140°

Single color PAR56 with 27 Power LED Bulb.
Polycarbonate glass - Aluminum injection body, AC-DC 22-26V.
50.000 hours-long life. To ensure longer life, all the light circuits
has heat sensitive **Automatic Current Control. 2-year leakage
warranty.**



Description	Code	Pieces/ box	Weight Kg	Volume m ³
• White	05322111	1		
• Daylight	05322121	1		
• Turquoise	05322131	1		
• Blue	05322141	1		
• Red	05322151	1		
• Green	05322161	1		

27 PAR56 "POWER" LED BULBS				
Color	# of LED	AC 24 V Power (W)	Light Intensity (lux=lm/m ²)	Light Angle
White	27	70	4225	140°
Daylight	27	70	4225	140°
Turquoise	27	70	4225	140°
Blue	27	70	4225	140°
Red	27	70	4225	140°
Green	27	70	4225	140°

PAR38 LED Bulbs - Single Color - With SMD LED



Single Color 72 SMD LED bulb.
Polycarbonate body, AC-DC 11-14V. 2-year leakage warranty.




30° Light Spectrum
Automatic Current Control



63 "SMD" LED BULBS				
Color	# of LED	AC 12 V Power (W)	Light Intensity (lux=lm/m ²)	Light Angle
White	72	11	952	30°
Daylight	72	11	952	30°
Turquoise	72	8	170	30°
Blue	72	8	170	30°
Red	72	8	170	30°
Green	72	8	170	30°

Description	Code	Pieces/box	Weight Kg	Volume m ³
• White	0532711	1		
• Daylight	0532712	1		
• Turquoise	0532713	1		
• Blue	0532714	1		
• Red	0532715	1		
• Green	0532716	1		

Mini LED Bulbs - Single Color - With SMD LED



Single Color 36 SMD LED Lights.
AC-DC 11-14V. Bare Circuit Bulb. 50,000 hours-long life. 2-year leakage warranty.



90° Light Spectrum



36 "SMD" LED BULBS				
Color	# of LED	AC 12 V Power (W)	Light Intensity (lux=lm/m ²)	Light Angle
White	36	7	298	140°
Daylight	36	7	298	140°
Turquoise	36	6	75	140°
Blue	36	6	75	140°
Red	36	6	75	140°
Green	36	6	75	140°

Description	Code	Pieces/box	Weight Kg	Volume m ³
• White	0532822	1		
• Daylight	0532821	1		
• Turquoise	0532824	1		
• Blue	0532823	1		
• Red	0532825	1		
• Green	0532826	1		

Underwater STRIP LED Lights - IP68



Single Color LED Strip Lighting.
12 V strip IP68 LED 12 W. Width 10 mm, Thickness 5 mm. Standard roll Length is 5 m.
Price below is per metre. Special sealed cable connection possible.



Description	Code	Pieces/box	Weight Kg	Volume m ³
• White - price per meter	0534111			
• Daylight - price per meter	0534112			
• Blue - price per meter	0534113			
• RGB - price per meter	0534121			
• Aluminium Mounting Strip, w/opaque cover	0534111C			
• Aluminium Mounting Strip, cap	0534111CC			

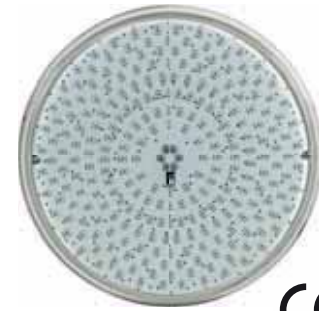
Note: LED Strip Light can be pre-assembled into the overflow channel profile. Please ask for price.

SlimLED Bulbs for PAR56 Replacement - RGB

"SlimLED" Underwater Light Bulb - Replacement Kit - RGB changing Color.

Polycarbonate light body with a choice of LED quantities and powers embedded into a special transparent silicone. Complete with 2 x 1,5 mm cable of 2,5 m length and adapter set. 120° - IP68. For built in PCB models there are 13 different lighting patterns. For central PCB models there are 16 different lighting patterns. Lighting patterns are changed by remote control (optional). **2-year leakage warranty.** The light can be used as a replacement bulb for LED conversion of all PAR56 products available on the market. 50,000 hours life.
Max. operating temperature 30°.

120° Light Spectrum



Description	Code	Pieces/box	Weight Kg	Volume m ³
• 252 Built-in Control replacement kit	05115301	1		
• 252 Central Control replacement kit	05115501	1		
• 90 Built-in Control replacement kit	0541201	1		
• 90 Central Control replacement kit	0541202	1		
• 81 Built-in Control replacement kit	05115601	1		
• 81 Central Control replacement kit	05115701	1		

"SLIMLED" BULBS				
Color	# of LED	AC Power (W)	Light Intensity (lux=lm/m ²)	Light Angle
RGB B.I.	252	36	1011	120°
RGB C.I.	252	36	1011	120°
RGB B.I.	90	36	1081	120°
RGB C.I.	90	36	1081	120°
RGB B.I.	81	30	1241	120°
RGB C.I.	81	30	1241	120°

"New Generation"


"ECOSlimLED" Bulbs for PAR56 Replacement Kit - RGB

"ECOSlimLED" Underwater Light Bulb - Replacement Kit - RGB changing Color.

Complete with 72 SMD LEDs: Polycarbonate light body, epoxy PCB and 2 x 0,75 mm cable of 1,5 m length and adapter kit. 120° - IP68. For built in PCB models there are 13 different lighting patterns. For central PCB models there are 16 different lighting patterns. Lighting patterns are changed by remote control (optional). The light can be used as a replacement bulb for LED conversion of all PAR56 products available on the market.

Max. operating temperature 30°.
2-year leakage warranty.

120° Light Spectrum



Description	Code	Pieces/box	Weight Kg	Volume m ³
• 72 Built-in Control replacement kit	051150ER	1		
• 72 Central Control replacement kit	051151ER	1		
• 72 Self Control replacement kit	051150ERSC	1		

"ECOSLIMLED" BULBS				
Color	# of LED	AC Power (W)	Light Intensity (lux=lm/m ²)	Light Angle
RGB B.I.	72	20	671	120°
RGB C.I.	72	20	671	120°
RGB S.C.	72	20	671	120°



PAR56 LED Bulbs - RGB - With SMD LED



Rainbow PAR56 LED bulb.

Polycarbonate body. For built-in PCB models RGB 13, for central PCB models RGB 16 different lighting patterns. Changing programs with switch on and off. For built-in control bulbs two-core cable infrastructure and for central PCB bulbs four-core or twocore cable infrastructure together with a central control panel is required. It is recommended to use central control models to avoid synchronization problems in systems with more than 10 lamps, 50.000 hours long life. To ensure longer life, all the light circuits has heat sensitive **Automatic Current Control**. **2-year leakage warranty.**

PAR56 "SMD" LED BULBS				
Color	# of LED	AC Power (W)	Light Intensity (lux=lm/m ²)	Light Angle
RGB B.I.	54	16	550	120°
RGB C.I.	54	16	550	120°

Description	Code	Pieces/box	Weight Kg	Volume m ³
• Rainbow 54 Built in Control	0531201	1		
• Rainbow 54 Central Control	0531202	1		

120° Light Spectrum



Rainbow PAR56 LED bulb. Polycarbonate body. For built-in PCB models RGB 13, for central PCB models RGB 16 different lighting patterns. Changing programs with switch on and off. For built-in control bulbs two-core cable infrastructure and for central PCB bulbs four-core or twocore cable infrastructure together with a central control panel is required. It is recommended to use central control models to avoid synchronization problems in systems with more than 10 lamps, 50.000 hours long life. **Self RCU control models has a built in PCB system with inside remote control reciever. With one remote, max 6 lights can work with synchronization. Remote control i not included in price of the bulb.** To ensure longer life, all the light circuits has heat sensitive **Automatic Current Control**. **2-year leakage warranty.**

PAR56 "SMD" LED BULBS				
Color	# of LED	AC Power (W)	Light Intensity (lux=lm/m ²)	Light Angle
RGB B.I.	252	31	900	120°
RGB S.C.	252	31	454	120°
RGB C.I.	252	31	900	120°

Description	Code	Pieces/box	Weight Kg	Volume m ³
• Rainbow 252 Built in Control	0531211	1		
• Rainbow 252 Self RCU Controlled	0531211SC	1		
• Rainbow 252 Central Control	0531212	1		

Note: Bulbs with "Flat Transparent Glass" fronts are available, please add F to the end of the above product codes.



PAR56 LED Bulbs - RGB - Power LED

80° Light Spectrum

Rainbow PAR56 LED bulb.

Polycarbonate body. For built-in PCB models RGB 13, for central PCB models RGB 16 different lighting patterns. Changing programs with switch on and off. For built-in control bulbs two-core cable infrastructure and for central PCB bulbs four-core or twocore cable infrastructure together with a central control panel is required. It is recommended to use central control models to avoid synchronization problems in systems with more than 10 lamps, 50.000 hours long life. To ensure longer life, all the light circuits has heat sensitive

Automatic Current Control. 2-year leakage warranty.



Description	Code	Pieces/box	Weight Kg	Volume m ³
• Rainbow 9 Built-in Control	0532322	1		
• Rainbow 9 Central Control	0532321	1		

PAR56 "POWER" LED BULBS				
Color	# of LED	AC Power (W)	Light Intensity (lux=lm/m ²)	Light Angle
RGB B.I.	9	23	893	80°
RGB C.I.	9	23	893	80°

Note: Bulbs with "Flat Transparent Glass" fronts are available, please add F to the end of the above product codes.

140° Light Spectrum

Description	Code	Pieces/box	Weight Kg	Volume m ³
• Rainbow 18 Built in Control	0532121	1		
• Rainbow 18 Central Control	0532721	1		



PAR56 "POWER" LED BULBS				
Color	# of LED	AC Power (W)	Light Intensity (lux=lm/m ²)	Light Angle
RGB B.I.	18	24	848	140°
RGB C.I.	18	24	848	140°

140° Light Spectrum

Description	Code	Pieces/box	Weight Kg	Volume m ³
• Rainbow 27 Built in Control	0532122	1		
• Rainbow 27 Central Control	0532722	1		
• Rainbow 27 Built in Control - Alu. Body	0532223	1		
• Rainbow 27 Central Control - Alu. Body	0532224	1		

Note: Bulbs with "Flat Transparent Glass" fronts are available, please add F to the end of the above product codes.



PAR56 "POWER" LED BULBS				
Color	# of LED	AC Power (W)	Light Intensity (lux=lm/m ²)	Light Angle
RGB B.I.	27	36	1038	140°
RGB C.I.	27	36	1038	140°
RGB B.I.	27	70	4225	140°
RGB C.I.	27	70	4225	140°

PAR 56 LED BULBS - RGB

Brand New Concept

Single and Multi Color with Power LED 140° Light Spectrum



White and RGB together

Rainbow 30 and Rainbow 50 PAR 56 LED Bulb - 140°.

Made of 18 RGB plus 12 white led. The Light can work not only with RGB led programs, but also with only white led lights. It also has an option to light the white leds, with RGB leds all together. In this case, the white light intensity can be maximized. Polycarbonate body. In Built-in PCB system, it is RGB 13+1 white, in Central PCB system, it is RGB 16+1 white different light patterns. On-off, enables changing the program. For built-in PCB systems 2 core cable, for Central PCB systems 4 core cable and central control panels are required. When there is more than 10 LED Bulbs, not to have problems in synchronisation during long hours of working, Central PCB Systems model should be chosen. To ensure longer life, all light circuits have heat sensitive **Automatic Current Control**. Light specifications on the table are with RGB and white leds working at the same time.

PAR56 "POWER" LED BULBS				
Color	# of LED	AC Power (W)	Light Intensity (lux=lm/m ²)	Light Angle
RGBW B.I.	30	31	1779	140°
RGBW C.I.	30	50	2525	140°

Built in Control System Led Bulbs

Description	Code	Pieces/box	Weight Kg	Volume m ³
• Rainbow 30	0532123	1		
• Rainbow 50 - Aluminium Body	0532226	1		

Power LED Bulb Lens



Power LED Lenses.



Description	Code	Pieces/box	Weight Kg	Volume m ³
• 30° Lens	0532001	1		
• 45° Lens	0532002	1		
• 60° Lens	0532003	1		

PAR38 LED Bulbs - RGB - SMD LED



120° Light Spectrum

Rainbow PAR38 72 SMD LED Bulb.

Polycarbonate body, RGB 16 different light alternatives, changing programmes with switch on and off.

50.000 hours long life. To ensure longer life, all the light circuits have heat sensitive **Automatic Current Control**. **2-year leakage warranty**.

72 PAR38 "SMD" LED BULBS				
Color	# of LED	AC 12 V Power (W)	Light Intensity (lux=lm/m ²)	Light Angle
RGB B.I.	72	8	316	120°
RGB C.I.	72	8	316	120°

Description	Code	Pieces/box	Weight Kg	Volume m ³
• Built-in Control - 8 W	0532523	1		
• Central Control - 8 W	0532524	1		

Mini LED - RGB - SMD LED 120° Light Spectrum

Rainbow 36 SMD LED bulbs. Different RGB light modes, AC-DC 11-14V. (Central control panel is obligatory for applications with multiple bulbs.)

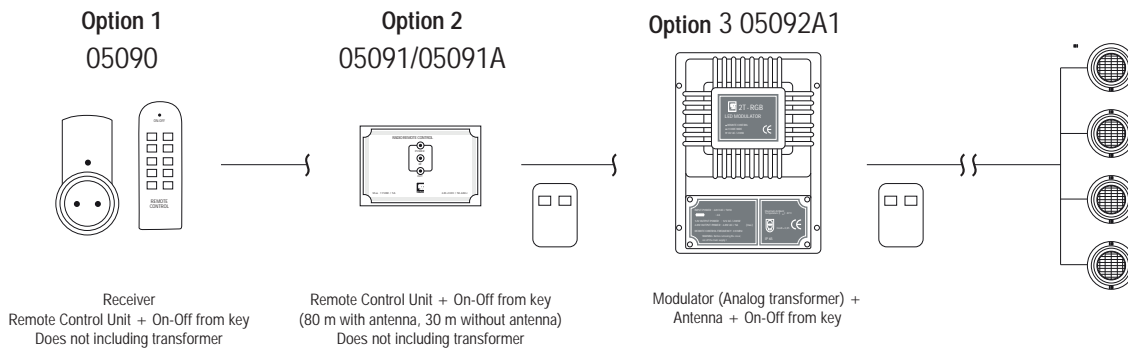
36 "SMD" LED AMPULLER				
Color	# of LED	AC 12 V Power (W)	Light Intensity (lux=lm/m ²)	Light Angle
RGB B.I.	36	6	75	120°
RGB C.I.	36	6	75	120°

Description	Code	Pieces/box	Weight Kg	Volume m ³
• Built-in Control - 6 W	0532631	1		
• Central Control - 6 W	0532622	1		

Single Color LED Bulbs - Control Systems

Single color LED lights used in swimming pools can be controlled with remote control systems. The control devices in question are divided into 2 main groups, with and without transformer. Transformer receivers (Modulator) can be analog or electronic transformers. Transformers are inside the antenna receiver unit. In cases where the capacity is not enough, the increase in capacity can be achieved with the help of additional transformers. There is an analog transformer control system on our list. An electronic transformer system can be made upon request.

System Connection Scheme



Single Color Bulb Control Panels and Remote Controls

“Modulator for Single Color LED Light” complete with 220 V input, 12 V output, radio wave-antenna remote control receiver, **200 W** analog transformer and 2 key remote control switch. It can be connected in parallel with the conventional transformer for added power. **It is installed with two-core cable.**



Description	Code	Pieces/box	Weight Kg	Volume m ³
Modulator for Single Color LED Light	05092A1	1		

REMOTE CONTROL DEVICES FOR SINGLE COLOR LED LIGHTS

Remote Control. Used for LED lights with built-in PCB. Changes the program of a group of light easily by switching on and off, without going to the engine room. The reach of the model is 30 m without the antenna and 80 m with antenna. Power capacity for all of the models is 1,1 kW.

Description	Code	Pieces/box	Weight Kg	Volume m ³
• Receiver with the plug + remote control key	05090	1	0,200	
• In-line receiver + remote control key	05091	1		
• 05091, with antenna	05091A	1		
• Remote Control Unit	05091AY01	1		
• Two Terminal Panel 2 with 4 button Remote Control	05092A3	1		
• 05092A3's Panel Type	05092A3P	1		



RGB LED Bulbs - Control Systems

LED lights with changing RGB colors and light attractions can be installed with different techniques. The basic difference between the lights is the method it uses to control the light changes and the harmony in the light attractions. This control can be maintained separately for every light by an integrated PCB (printed circuit board) as in built-in PCB models. Alternatively, there can be a central PCB installed in a central control panel, to regulate all the lights centrally.

Central PCB models are the definite solution to the synchronization problems that occur in multi-light systems (> 10 lamps) in long time operation. Hence they are recommended in multi-light systems. These kind of control panels are suitable for a limited number of lights. For larger quantities, adequate number of satellite panels should be installed.

Changing the light program of the lights is realized by switching the system on and off with a remote control. Before doing this, the system should be operating for at least 1-2 minutes. In lights with built-in PCB, all the lights are tied to a plug with remote control receiver

(1) or a board with a receiver

(2). These receivers make sure that the light program has changed for all the lights by switching them on and off with the command from the remote control. As the distances between the PCBs in the lights and the receiver are different, synchronization problem may occur in operations longer than 2 hours. In case of this problem, the system should be switched off, and be switched on again after 7-13 seconds. After this, all lights continue working simultaneously with the same program. There is also a special board

(3) that facilitates this synchronization. This board also has a remote control and receiver, and can control back and forth movement between light programs. An external timer can also be installed in this panel.

In central PCB systems receiver is installed within the board and controls a single central PCB. In this systems, the synchronization of the light programs never spoil.



05073231

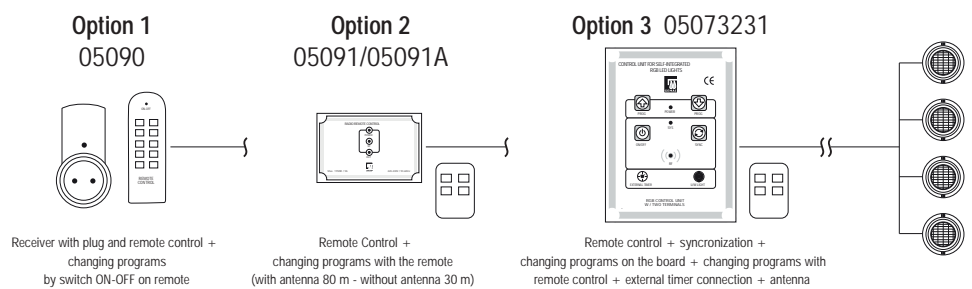


05073221

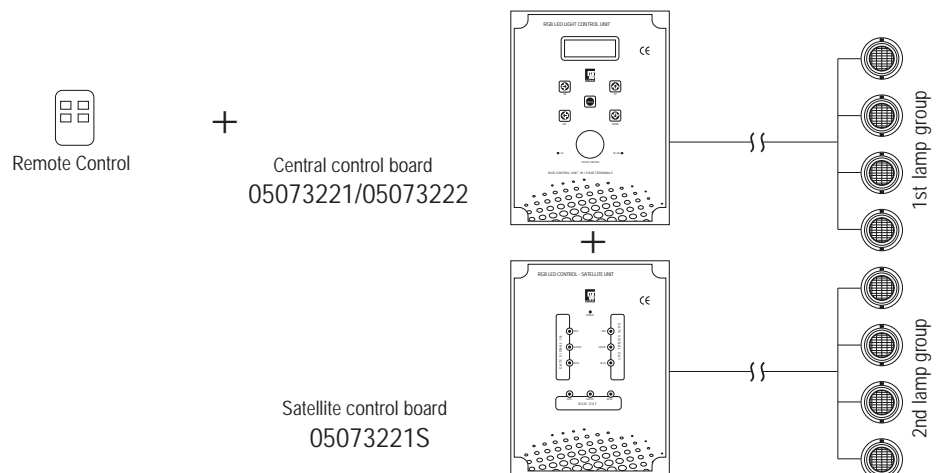


05073221S

BUILT-IN PCB SYSTEM CONNECTION DIAGRAM



CENTRAL PCB SYSTEM CONNECTION DIAGRAM



RGB LED Lights Control Panels and Remote Control Devices

Light Modulator for RGB Color and Single Color Led Lights. Complete with 220 V input, 12 V output, radio remote control receiver, antenna and 4-key remote-control switch. Synchronization with one button, on-off button, reset button, program change buttons via control switch. **It is a 200 W Analog Transformer**, it can be connected in parallel with a conventional transformer for additional power. **Installed with two-core cable.**

Description	Code	Pieces/box	Weight Kg	Volume m ³
• LED Modulator, for RGB LED	05092A	1		
• 4- Button Remote Control, for RGB LED	05092A3Y01	1		



Built-in Two-terminal Light modulators for RGB changing Color LED.

Complete with 220 V input-output, radio remote control receiver, antenna and 4-button remote control. Synchronization with a single button on the panel and the remote control (Panel 1) or only on the remote control (Panel 2). On-Off button, reset button, program change buttons. Connections for an external timer. **Installed with two-core cable. There is no Transformer on the panel, can be installed with analog or electronic transformers (= Satellite Panel).**

Description	Code	Pieces/box	Weight Kg	Volume m ³
• Two Terminal Panel 1 with 4 button Remote Control	05073231	1		
• Two Terminal Panel 2 with 4 button Remote Control	05092A3	1		
• 05092A3's Panel Type	05092A3P	1		



05073231



05092A3



05092A3P

Central Control Panel with Four Terminals for RGB LED Bulbs:

LED light control panel complete with 200 V inlet / 12 V outlet, **200 W electronic transformer**, remote control and radio wave receiver. Central control with 16 different light programs. Connections for external timer. **To be established with four core cable infrastructure.**

Description	Code	Pieces/box	Weight Kg	Volume m ³
• Board I with four terminals	05073221	1		
• Satellite board*, for four terminals	05073221S	1		

* Electronic transformer.



05073221



05073221S

Transformers - 230/12V



300 W / 230 - 12 V Outlet Transformer.

Housing made of heat resistant plastic. Gasket sealed lid. Input with glass fuse, outlet with special connection terminal. Complete with hardware necessary for fixing on the wall. Winding is completely sealed in polyurethane for humid rooms. IP65.

Description	Code	Pieces/box	Weight Kg	Volume m ³
IP65 300 W / 230 - 12 V Outlet	05073	1	4,000	0,003

100 W / 230 - 12 V Outlet. Plastic housing, polyurethane isolation.

Description	Code	Pieces/box	Weight Kg	Volume m ³
IP65 100 W / 230 - 12 V Outlet	05067	1		0,007

50 W / 220 - 12 V Outlet.

Description	Code	Pieces/box	Weight Kg	Volume m ³
IP65 50 W / 220 - 12 V Outlet	05069			

300 W / 230 - 12 V Outlet. Housing made of resistant plastic. 220 V input with glass fuse.

Description	Code	Pieces/box	Weight Kg	Volume m ³
• IP20 300 W / 230 - 12 V Outlet	05074	1	5,050	0,007
• Ditto, w/polyester isolation, IP65	05074P	1	6,250	0,007
• 400 W / 230 - 12 V Outlet	05078P	1		



2 X 300 W = 600 W / 230 - 12 V Outlet.

Housing made of heat resistant plastic. Two 300 W/12 V underwater lamp can be connected.

Description	Code	Pieces/box	Weight Kg	Volume m ³
IP65, w/polyester isolation	05063	1	7,200	0,008

300 W / 230 - 13-14-15-16 V with cascade output. (No load through transformer).

Housing made of heat resistant durable plastic. Connection compartment has a sealed cover. Outlet with special connection terminals, 230 V input with glass fuse. Supplied with bolts + plugs to hang on the wall and spare glass fuse. Designed for installations where the lamp and transformer are remote. 2 x 6 cable type allows for connection up to 50 meters apart. Model 05062P is for highly humid engine rooms.

Winding is completely insulated with polyurethane. (See Selection Chart)

Description	Code	Pieces/box	Weight Kg	Volume m ³
	05062	1	6,100	0,007
Fully insulated	05062P	1	7,800	0,007

300 W-220/13"14"15"16" V OUTPUT, SELECTION TABLE FOR OUTPUT VOLTAGE (VOLTS) FOR CASCADE TRANSFORMER

CABLE TYPE	DISTANCE BETWEEN TRAFO & LAMPS (m)							
	3-6-9	12	15	18	21	24	27	30
2 x 4	13	15	15	16	16	-	-	-
2 x 6	-	13	13	14	14	15	16	16

Transformers - 230/24V

230 V - 24 V Outlet Transformer. Plastic box, wall mounted.

Description	Code	Pieces/ box	Weight Kg	Volume m ³
• 150 W - IP20	05064	1	4,600	0,007
• 300 W - IP20	05065	1	5,900	0,007



600 W / 230 - 24 V Outlet Transformer. Plastic box, wall mounted.

Description	Code	Pieces/ box	Weight Kg	Volume m ³
IP20 600 W / 230 - 24 V Outlet	05066	1	7,400	0,008

Bulbs for Underwater Lights

PAR38 - 150 W/24 V Bulb.

Description	Code	Pieces/ box	Weight Kg	Volume m ³
PAR38 - 150 W/24 V Bulb	05021001	12	4,916	0,003



100 W/12 V Halogen Bulb.

Description	Code	Pieces/ box	Weight Kg	Volume m ³
100 W/12 V Halogen Bulb	05113002			



05021001

05113002

50 W/12 V Halogen Bulb.

Description	Code	Pieces/ box	Weight Kg	Volume m ³
50 W/12 V Halogen Bulb	0511207	50	2,000	0,007



0511207

Sandwich Gasket for Underwater Lights

Sandwich gasket for underwater lights.

Description	Code	Pieces/ box	Weight Kg	Volume m ³
For Standard 2002 Underwater light	05211401S	1	0,800	



Installation Equipment for Underwater Lights



Junction Box.

Made of white ABS plastic. Connections are for "05051" conduits. Two main and two back-up connections.

Description	Code	Pieces/box	Weight Kg	Volume m ³
Junction Box	05040	8	2,610	0,016



05051

Description	Code	Pieces/box	Weight Kg	Volume m ³
• Hose Conduit	05051	50	9,100	0,070
• Ditto, with threaded ends.	05051T	50		



05051T

Hose Conduit.

Spiral wounded-transparent and blue PVC hose of 3/4".

Description	Code	Pieces/box	Weight Kg	Volume m ³
• Transparent- price per meter	05053	50	9,100	0,070
• Blue- price per meter	05054	50	5,200	



05111062

Underwater Light Cable.

Description	Code	Pieces/box	Weight Kg	Volume m ³
• 2 x 1,5 TTR price per meter	05111062	100 m		
• 2 x 4 TTR price per meter	0511106	100 m	21,200	
• 2 x 6 TTR price per meter	05111061	100 m	30,400	



Special tube used for underwater joints of the lamp cables.

Can be used with cables with a diameter between 1,2 - 3 mm. After the copper joint, the cable should be wrapped with electric band, and then be isolated with the underwater tube by heat treatment.

Description	Code	Pieces/box	Weight Kg	Volume m ³
For Ø1,2 - 3 mm cables, price per meter	050831	1		

Electronic Switches

Flow Switch, 1,5 m cable.

Description	Code	Pieces/box	Weight Kg	Volume m ³
• Flow Switch 1 (Floater Type)	05081	1		
• Flow Switch 2 (Paddle Type)	05083	1		

Note: Flow Switch 1 'Floater' gives a 'no flow' signal when the floater is in the horizontal position.



Floater Switch.

Made of PP. For on-off control of the level controlled device. 30 cm cable.

Description	Code	Pieces/box	Weight Kg	Volume m ³
Floater switch	05082	1		



Pneumatic Switch.

Up to 1 HP. Detects air flow or the absence of air flow through the button.

Description	Code	Pieces/box	Weight Kg	Volume m ³
Pneumatic Switch	156871	1		



156871

Wired and Wireless Remote Controls

Pneumatic Switch Board.

For threephase pumps up to 4 kW (excluding). Complete with contactor and fuse. Ready installed in plastic box.

Description	Code	Pieces/box	Weight Kg	Volume m ³
Pneumatic switch board	05080	1	0,748	0,003



05080

Pneumatic Button For Underwater Installations Through the Wall:

For the control of electrical equipment inside the pool. Complete with special wall conduit + cable outlet. Can be used with 05080 to be effective up to 30 m.

Description	Code	Pieces/box	Weight Kg	Volume m ³
Pneumatic Button For Underwater	05080B	1	0,650	0,004



05080B

Wired Remote Control for Lighting and / or Pool Equipment.

Used for remote wired control of lights, pumps, heaters or similar equipment. It has three outputs. Max for each output power capacity is 1.15 kW / 5 A. Cable distance is 3.0 m standard. Order for longer distances.

Description	Code	Pieces/box	Weight Kg	Volume m ³
• Three Function Button + Driver	15233	1		
• Three Function Button	15231	1		
• Single Function Button + Driver	15234	1		
• Single Function Button	15232	1		
• Driver	15230	1		



Wired and Wireless Remote Controls



Remote Controls for Led Lights or Pool Equipment.

Used for remote control of lamps, pumps, heaters or similar equipment. Single output. Max. power capacity is 1,15 kW / 5 A. Control range is 80 m in open air. There may be a reduction in range in underground engine rooms. Does not include a transformer.

Description	Code	Pieces/box	Weight Kg	Volume m ³
• In-Line Receiver and Remote Control	05091A	1		
• Remote Control Handset only (2 button)	05091AY01	1		



050701

RS585-Wi-fi Modul

Used for remote wired control of lights, pumps, heaters or similar equipment. It has two outputs. Max for each output power capacity is 1,15 kW / 5 A. The control range is limited through internet browser by the Wi-Fi range. Controlled via screen commands with computers or smartphones through internet browser.

Description	Code	Pieces/box	Weight Kg	Volume m ³
RS485-Wi-Fi Modul	050701	1		

Electrical Control Boards



050712T

With contactor.

Electric control board; made of injection plastic, resistant to dust and impacts, closed type board with decorative look. For threephase and monophase pumps of up to 4 kW (exclusive). All boards have Siemens contactors and thermal magnetic switch board protection.

Description	Code	Pieces/box	Weight Kg	Volume m ³
• 1 triphase pump + 1 group of lights	050711	1	3,300	0,017
• Ditto, w/timer	050711T	1	3,500	0,017
• Ditto, w/200 W Analog Transformer	050711TT	1		0,017
• 1 triphase pump + 2 groups of lights	050712	1	3,594	0,017
• Ditto, w/timer	050712T	1	3,725	0,017
• 2 triphase pumps + 2 groups of lights	050713	1	4,382	0,017
• Ditto, w/timer	050713T	1	4,580	0,017

Note: Please ask for the price for your special boards.



050722T

Description	Code	Pieces/box	Weight Kg	Volume m ³
• 1 Monophase Pump + 1 group of lights	050721	1	3,300	0,017
• Ditto, w/timer	050721T	1	3,500	0,017
• Ditto, w/200 W Analog Transformer	050721TT	1		0,017
• 1 Monophase Pump + 2 group of lights	050722	1	3,594	0,017
• Ditto, w/timer	050722T	1	3,725	0,017
• 2 Monophase Pump + 2 group of lights	050723	1	4,382	0,017
• Ditto, w/timer	050723T	1	4,580	0,017

Note: For special panels with phase protection and circuit breakers etc, please ask for price.

Pool Control Mono/Tri - Electronic Control Boards



Product Video

"POOL CONTROL MONO". Fully electronic, 7 segment display, pool electrical control panel. It controls single-phase pumps from 0.33 Hp to 2.0 Hp and 1 group of 100 W / 12 V lights (up to 4 pieces). Complete with 100 W or 200 W / 12 V Analogue transformer.

"POOL CONTROL TRI". Fully electronic, 7 segment display, pool electrical control panel. It controls tri-phase pumps up to 0.33 Hp and 1 group of 100W / 12V lights (up to 4 pieces). Complete with 100 W or 200 W / 12 V Analogue transformer.

Technical Specifications:

- Controlled automatic operation is possible for pumps and lights. While the system is operating, it can pass from automatic control to manual or manual control to automatic without interrupting the system.
- Wrong Connection Protection:** In case of a wrong connection in the connection box of the motor, it gives a short circuit warning and prevents the motor from starting. It stops the motor in case of a short circuit in the motor windings for any reason. (For example, the motor is submerged)
- Thermal Current Protection:** The current drawn by the motor can be defined with a precision between 10% and 50%. In case of excessive current out of tolerance, the motor is disabled.
- Closed Valve Protection:** It deactivates the motor using current control if the valves in the pump suction and / or discharge lines are closed by error. Thus, it eliminates the risk of damage caused by overheating.
- Ampere Reading:** It allows seeing the current drawn by the pump motor at any time. All controls are disabled in this mode.
- Working Time:** Possibility to see the total working time as year-month-day-hour-minute on the indicator from the first commissioning of the pump. Also uninterrupted working time display from last on.
- Time Counter:** Possibility to start-stop the pump automatically for the desired time with the help of the meter.
- Light Control and Toroidal Transformer:** 1 group 100 W or 200 W / 12 V light output and Toroidal transformer.
- Spare Pump Connection:** Possibility of conversion to spare pump with a button.

2 years
Parts
WARRANTY



050731101

Description	Code	Pieces/ box	Weight Kg	Volume m ³
• Pool Control Mono; (Max. 100 W)	0507311	1		
• 1 Pump (+1 spare)+1 Gr. Light				
• 050731, (Max. 200 W)	0507312	1		
• Pool Control Tri; (Max. 100 W)	0507311T	1		
• 1 Pump (+1 spare)+1 Gr. Light				
• 0507311T, (Max. 200 W)	0507312T	1		
• Modul Control	050731101	1		
• Modul Control w/smartphone Wi-Fi app.	050731101WF			

"IF THE POOL CONTROL MONO / TRI IS PURCHASED AND INSTALLED WITH GEMAS MONOPHASE PUMPS, THE PUMP WARRANTY PERIOD IS EXTENDED FOR 2 YEARS FREE OF CHARGE."

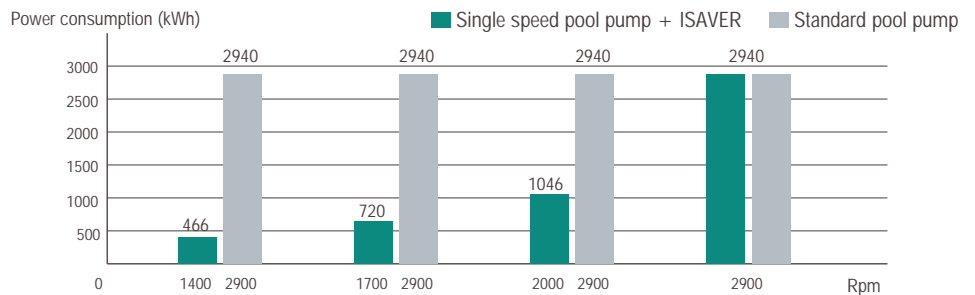
ISAVER - Pool Pump Frequency Inverter

"New Inverter Technology"

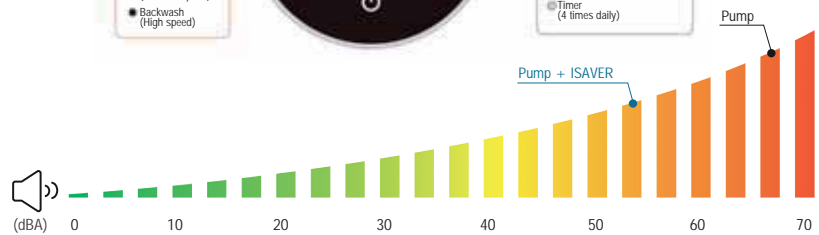


GEMAS "ISAVER" is the first "Touch Screen" frequency-inverter manufactured in the pool industry. By adjusting the running speed of the pool pump, it provides significant energy savings and operates silently. Additionally, it allows for automatic operation adjustment with different cycles within four time intervals throughout the day. The screen displays power consumption values corresponding to the set revolutions. It also offers the ability to adjust the speed during operation. Different models of the device are available for three-phase and single-phase motors (refer to the table for details). Max. capacity is 2,2 kW. The device includes dry contacts for various types of external controls. **PROVIDES SUBSTANTIAL ENERGY SAVINGS.**

Description	Code	Pieces/box	Weight Kg	Volume m ³
• ISAVER 1100	0111INV1100	1		
• ISAVER 1100C	0111INV1100C	1		
• ISAVER 2200	0111INV2200	1		
• ISAVER 2200C	0111INV2200C	1		



ISAVER Comparison Chart



TECHNICAL SPECIFICATIONS

MODEL	ISAVER 1100	ISAVER 2200	ISAVER 1100C	ISAVER 2200C
Operating Temp.	-10 ~ 40°C	-10 ~ 40°C	-10 ~ 40°C	-10 ~ 40°C
Input Power	1ph AC	1ph AC	1ph AC	1ph AC
Input Voltage	220V ~ 240V	220V ~ 240V	220V ~ 240V	220V ~ 240V
Frequency	50 Hz	50 Hz	50 Hz	50 Hz
Output Voltage	Mono, 0 ~ 240V	Mono, 0 ~ 240V	Tri, 0 ~ 240V	Tri, 0 ~ 240V
Output Power	Max 1.1kW	Max 2.2kW	Max 1.1kW	Max 2.2kW
Output Current	Max 6A	Max 12A	Max 4.5A	Max 8A
Pump Type	Monophase	Monophase	Triphase	Triphase
Speed Range	1200 ~ 2900 rpm			

Control Boards - Level Control

LEVEL CONTROL BOARD; Full electronic balance tank level regulator control system. Complete with electronic floater.

Technical Characteristics:

- **Overflow Control:** In case of an overflow of balance tank, sends signal to sound alarm system and/or balance tank suction motorised valve, alarms and/or prevents the overflow.
- **Lower Level Control:** When there is no water in the balance tank, sends signal to pump contactor and terminates the pump operation.
- **Upper Level Control:** In case a water shortage in the balance tank, device controls the solenoid valve of the main water line and automatically delivers water to the system.



MODELS:

Level Control I, Automatic water top up.

Complete with 3/4" solenoid valve and 1 electronic floater.

Level Control II, Automatic water top up and overflow alarm.

Complete with 3/4" solenoid valve, 2 electronic floater and sound alarm.

Level Control III, water top up, lower level and overflow alarm.

3/4" solenoid valve, 3 electronic floaters and sound alarm.

Overflow Control, Can be supplied by Ø50 or Ø63 motorized ball valve addition.



Description	Code	Pieces/box	Weight Kg	Volume m ³
• Level Control I	050741	1	0,500	0,002
• Level Control II	050742	1		
• Level Control III	050743	1		
For Overflow Control;				
• Ø50 mm motorized ball valve	131115M	1		
• Ø63 mm motorized ball valve	131116M	1		



Automatic pH - Redox Controller



06311N



06312N



06311E



Sensor holder

GEMAS POOL DIRECTOR 2023 (Automatic pH-Redox Controller).


Complete with electrodes, electrode cables, flow cell and buffer solutions. Microprocessor controlled. Installed on a 507x705 plastic panel which has reservations for dosing pumps. **Dosing pumps are not included in the price. Please order dosing pumps with necessary capacities additionally.**

Technical Features:

- Microprocessor technology
- Touch-operated keypad
- ON-OFF and rational operation modes can be selected for pH and ORP separately
- Automatic calibration with chosen calibration solution
- Optional heat sensor
- Optional dosing pump level control
- Optional flow switch for flow control
- RS232 or RS485 outlets for optional DATA transfer



05083



05082

Description	Code	Pieces/box	Weight Kg	Volume m ³
• Pool Director - with board	06311N	1		
• Pool Director - w/out board	06312N	1		
• Additional heat sensor	063212N	1		
• Additional dosing pump level control	05082	1		
• Additional flow switch	05083	1		

GEMAS POOL DIRECTOR 2023 ECO (Automatic pH-Redox Controller)

Complete with two 1.5 lt/h or 3,0 lt/h - 1 bar peristaltic dosing pumps, electrodes, electrode cable, sensor holder, fixing accessories and buffer solutions. Microprocessor controlled.

Description	Code	Pieces/box	Weight Kg	Volume m ³
• Pool Director Eco, 1,5 lt/h	06310E	1		
• Pool Director Eco, 3,0 lt/h	06311E	1		
• Additional heat sensor	063212N	1		
• Additional dosing pump level control	05082	1		
• Additional flow switch	05083	1		

Free-Chlorine and pH Controller



GEMAS pH and Free Chlorine Controller. Free-chlorine and pH electrode fully assembled on the panel. Complete with flow switch, flow meter with proximity switch, acrylic Flow Cell, pHFree Chlorine - Temperature Sensors, Calibration solutions and Mounting Kit. IP65 protection, Residual chlorine ppm (=mg/l), redox (=mV) and pH measurement and control system. It can be remotely controlled from the mobile phone with the optional Wi-Fi module. It also shows instant water temperature. Dosage pumps can be mounted on the panel. **Dosing pumps are not included in the price. Please order dosing pumps with necessary capacities additionally.**

Description	Code	Pieces/box	Weight Kg	Volume m ³
	06420	1		

Free chlorine and pH in public swimming pools according to DIN 19643 (additionally REDOX should be preferred.) Automatic Control System is compulsory. FCL sensor is amperometric. Ionselective sensor can be produced upon request.

Free-Chlorine and pH Controller

GEMAS pH, Redox and Free Chlorine Controller.

Free-chlorine and pH electrode fully assembled on the panel. Complete with flow switch, flow meter with proximity switch, acrylic Flow Cell, pH-Redox - Free Chlorine - Temperature Sensors, Calibration solutions and Mounting Kit. IP65 protection, Residual chlorine ppm (=mg/l), redox (=mV) and pH measurement and control system. It can be remotely controlled from the mobile phone with the optional Wi-Fi module. It also shows instant water temperature. Dosage pumps can be mounted on the panel. **Dosing pumps are not included in the price. Please order dosing pumps with necessary capacities additionally.**

Description	Code	Pieces/box	Weight Kg	Volume m ³
	06422	1		

Free chlorine and pH in public swimming pools according to DIN 19643 (additionally REDOX should be preferred.) Automatic Control System is compulsory. FCL sensor is amperometric. Ionselective sensor can be produced upon request.



Monoblock Automatic Control Systems with Dosing Pumps

GEMAS Monoblock Measurement and Dosing Unit. IP65 digital indicator, Complete with 10 l/h - 2 bar dosage pump integrated pH and ORP dosage units, sensors, sensor holders, calibration solutions. Assembled on panel.

Technical Specifications:

- Microcontroller technology
- Automatic calibration with the selected calibration fluid
- Optional dosing pump level controls
- "Flow Switch" for optional flow control

Description	Code	Pieces/box	Weight Kg	Volume m ³
	065MD03	1		



GEMAS Monoblock Measurement and Dosing Unit. IP65, digital indicator, integrated with 10 l/h - 2 bar dosage pumps. Complete with sensor, sensor holders, calibration solutions. PVC pump body, seramic valve.

Description	Code	Pieces/box	Weight Kg	Volume m ³
• pH	065MD01	1	3,164	0,009
• ORP	065MD02	1	3,156	0,009



GEMAS Solenoid Dosing Pumps

GEMAS ANALOGUE SOLENOID DOSING PUMP

GEMAS Solenoid Dosing Pump 10 lt/5 bar. Membrane- Analog. Manually adjustable from 10% to 100%.

GEMAS pH and ORP SOLENOID DOSING PUMP

GEMAS Solenoid Dosing Pump pH and ORP Control 10lt/5bar. 10LT/5 BAR Solenoid dosing pump. Complete with pH sensor, sensor holder, calibration solutions. Microcontroller technology, automatic calibration with calibration liquids, Optional dosing pump level controls, Flow Switch for optional flow control.

Description	Code	Pieces/box	Weight Kg	Volume m ³
• Analog Solenoid Dosing Pump	06GM1005	1		
• pH Solenoid Dosing Pump	065GM01	1		
• ORP Solenoid Dosing Pump	065GM02	1		

NEW !




06GM1005 065GM01 065GM02

Dosing Pumps



GEMAS Dosing Pump. Membrane type. Analogue. Manually adjustable from 10% to 100%.

Description	Code	Pieces/box	Weight Kg	Volume m ³
• 2 lt / h - 12 Bar	06MD0212	1	3,092	0,009
• 3 lt / h - 11 Bar	06MD0311	1	3,092	0,009
• 5 lt / h - 9 Bar	06MD0509	1	3,092	0,009
• 8 lt / h - 5 Bar	06MD0805	1	3,092	0,009
• 10 lt / h - 4 Bar	06MD1004	1	3,092	0,009
• 15 lt / h - 2 Bar	06MD1502	1	3,092	0,009



GEMAS Vertical Dosing Pumps. Membrane type. Analogue. Manually adjustable from 10% to 100%. Easily mounted on the chemical container.

Description	Code	Pieces/box	Weight Kg	Volume m ³
• 2 lt / h - 12 Bar	06T1202AB11	1	3,092	0,009
• 6 lt / h - 8 Bar	06T0806AB11	1	3,092	0,009
• 11 lt / h - 3 Bar	06T0311AB11	1	3,092	0,009
• 22 lt / h - 2 Bar	06T0222AB11	1	3,092	0,009

NEW!



GEMAS Dosing Pump. Peristaltic type. Analogue. Manually adjustable from 10% to 100%.

Description	Code	Pieces/box	Weight Kg	Volume m ³
• 1,5 lt / h - 1 Bar	06PD0302	1		
• 3 lt / h - 1 Bar	06PD0301	1		

Dosing Pumps Capacity Calculation

Choosing the Dosing Pump:

A- Daily Chlorine Requirement:

1- Loss From Swimmers: The number of swimmers should be determined or estimated. This number should be considered according to busiest day. Daily loss per swimmer in mediterranean region is 10 gr/day.

2- Loss From Sun Light (The Destructive effects of UV light on chlorine): This loss is on average 2,5 gr per each pool m³ in mediterranean belt.

Daily Chlorine Requirement (gr) = The Number of Swimmers x 10 gr + Pool Volume (m³) x 2,5 gr For example: The Pool that 250 swimmer's daily use and 1000 m³ pool volume. Daily Chlorine Requirement = 250 x 10 gr + 1000 m³ x 2,5 gr/m³ = 5000 gr

B- Determining The Capacities of Chlorine and Dosing Pumps:

* **Minimum Dosing Pump Capacity (l/h)** = Daily Chlorine Requirement (gr/day) x 0,0015 It depends on the fact that the determined capacity equals to the daily need of chlorine with %12 sodium hypochlorid get dosed 12 hours period. If dosing period is wanted to be shortened, the capacity should be increased with same level of shortening. For example; dosing period is chosen at 8 hours, total capacity 12/8 = 1,5 times increased. The same capacity is also enough for PH pump. Pump pressure loss should be chosen minimum 2 bars.

C- Determining The Capacity of Flocculant Dosing Pump:

Flocculant should be dosed as far as possible from filter. It's suggested to be dosed from pump outlet.

* **Minimum Capacity of Dosing Pump:** Pool Circulation Flow (m³/h) x 0,002 The dosing that technically required is to give enough quantity continuously. Too much and too fast dosing would cause blur of the pool water. Pump pressure loss should be chosen minimum 2 bars. For example; a pool which has 100 m³ flow, flocculant dosing pump capacity (l/h) = 100 m³/h x 0,002 = 0,2 l/h. In this case the dosing pump which has 2 l/h capacity should work with 10%.

Chemical Drums

Polythene Chemical Drums.

Description	Code	Pieces/ box	Weight Kg	Volume m ³
• 100 l	06811	1	5,086	0,145
• 200 l	06812	1	8,110	0,285



06811 06812

Chemical Drum Mixers

Manual Mixer. Made of PVC Plastic.

Description	Code	Pieces/ box	Weight Kg	Volume m ³
	06831	1	0,260	0,001



Motorized Fast Mixer. Made of PVC plastic. 1400 rpm speed fast mixer. 0.18 KW / 220 V / 50 Hz. Shaft length: 600 mm.

Description	Code	Pieces/ box	Weight Kg	Volume m ³
Fast Mixer	06832	1	10,260	0,137



06832 06833

Motorized Slow Mixer. Made of PVC plastic. 70 rpm speed slow mixer. 0.13 KW / 220 V / 50 Hz. Shaft length: 600 mm.

Description	Code	Pieces/ box	Weight Kg	Volume m ³
Slow Mixer	06833	1		

Spare Parts for Control Systems - Sensors

pH ELECTRODE : Complete with cable and, BNC socket.

Description	Code	Pieces/ box	Weight Kg	Volume m ³
	06611	1	0,124	0,0006



REDOX ELECTRODE : Complete with cable and, BNC socket.

Description	Code	Pieces/ box	Weight Kg	Volume m ³
	06612	1	0,920	0,0006



Free Chlorine Electrode, ion selective. 0 - 5 ppm measuring range.

Description	Code	Pieces/ box	Weight Kg	Volume m ³
• Membrane Replacement	06420011	1		
• Membrane Electrolite, 50 cc Free Chlorine Electrode ion selective	06420012	1		
• F.C. Electrode Amperometric (Open cell)	0642004	1	0,920	0,0006



06420004
06420001

Spare Parts for Control Systems - Others



Heat sensor with 1,5 m cable

Description	Code	Pieces/box	Weight Kg	Volume m ³
	063212N	1		



PVC FLOW CELL : Ø20 mm, single.

Description	Code	Pieces/box	Weight Kg	Volume m ³
	06631	1	0,048	



06633

Electrode Cell, Double.

Description	Code	Pieces/box	Weight Kg	Volume m ³
• Single	06632	1		
• Double	06633	1	0,980	



0642015



0642016

Electrode Chamber, Made of injected, triple - Flow Rate Controlled - Complete w/proximity switch.

Description	Code	Pieces/box	Weight Kg	Volume m ³
• Electrode Chamber for flow, pH, ORP	0642015	1		
• Electrode Chamber for FCL	0642016	1		



Sensor Holder Made of PVC. Easy connection Ø63 PVC Tube by Ø63 Tee. Also includes Ø63-Ø50 mm reducer for Ø50 mm pipe installation.

Description	Code	Pieces/box	Weight Kg	Volume m ³
Sensor Holder for pH and ORP sensors	0642017	1		



06511



06512

Redox Buffer Solution

Description	Code	Pieces/box	Weight Kg	Volume m ³
• 220 mv - 50 cc	06511	1	0,032	
• 468 mv - 50 cc	06512	1	0,032	



06521



06522

pH Buffer Solution

Description	Code	Pieces/box	Weight Kg	Volume m ³
• pH 4 - 50 cc	06521	1	0,032	
• pH 7 - 50 cc	06522	1	0,026	



Dosing pump level control with 1,5 m cable

Description	Code	Pieces/box	Weight Kg	Volume m ³
	05082	1		



05081



05083

Flow switch, 1,5 m cable

Description	Code	Pieces/box	Weight Kg	Volume m ³
• Flow Switch 1 (Floater type)	05081	1		
• Flow Switch 2 (Paddle type)	05083	1		

PS. 05081 Can be used as floater switich. It will give signal only on open mode not on vertical mode.

We reserve our right to change all or part of the features of the articles or contents of this document, without prior notice.

Tablet Chlorine Dosing Systems

CHLORINE DISPENSERS

Made of ABS plastic, floating type tablet chlorine dosing float. Adjustable dosing amount.

Description	Code	Pieces/box	Weight Kg	Volume m ³
• Chlorine Dispenser Model 1-7 Tablet	0619027	1	0,290	0,004
• Chlorine Dispenser Model 2-6 Tablet	0611504	1	0,358	0,008
• Chlorine Dispenser Model 3-6 Tablet	06190701	1		
• Chlorine Dispenser Model 4-6 Tablet	06190701T	1		
• With thermometer.				



GEMAS CLT-167 CHLORINATOR. ABS body, 2 kg tablet capacity. Dosage adjustment on the device. Used for pools of maximum 95 m³ capacity. Off-line model can be installed in the pool circulation line with an easy by-pass.

Description	Code	Pieces/box	Weight Kg	Volume m ³
• Off - Line	069CLT167A	1	1,130	0,012
• On - Line	069CLT167B	1	0,962	0,012
• Chlorinator Base, Inox for wall mounting	069CLT01	1		

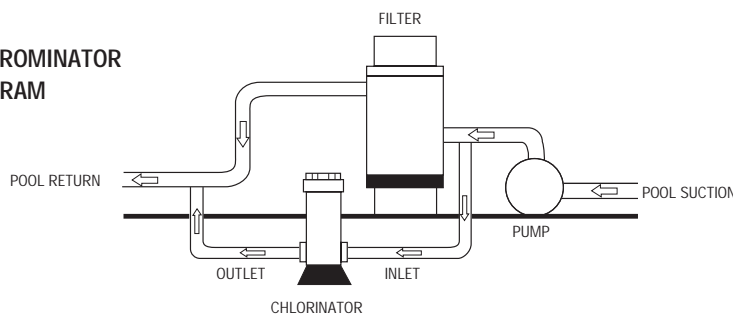


GEMAS CLT-168 CHLORINATOR. ABS body, 4 kg tablet capacity. Dosage adjustment on the device. Used for pools of maximum 150 m³ capacity. Off-line model can be installed in the pool circulation line with an easy by-pass.

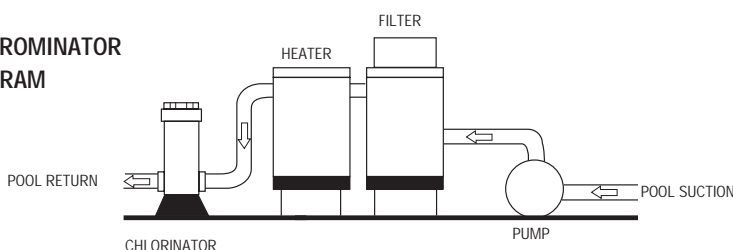
Description	Code	Pieces/box	Weight Kg	Volume m ³
• Off - Line	069CLT168A	1	1,748	0,017
• On - Line	069CLT168B	1	1,626	0,017



OFFLINE CHLORINATOR/BROMINATOR ASSEMBLY DIAGRAM



ONLINE CHLORINATOR/BROMINATOR ASSEMBLY DIAGRAM



Chemical Drums

Polythene Chemical Drums.

Description	Code	Pieces/ box	Weight Kg	Volume m ³
• 100 l	06811	1	5,086	0,145
• 200 l	06812	1	8,110	0,285



06811 06812

Chemical Drum Mixers

Manual Mixer. Made of PVC Plastic.

Description	Code	Pieces/ box	Weight Kg	Volume m ³
	06831	1	0,260	0,001



Motorized Fast Mixer. Made of PVC plastic. 1400 rpm speed fast mixer. 0.18 KW / 220 V / 50 Hz. Shaft length: 600 mm.

Description	Code	Pieces/ box	Weight Kg	Volume m ³
Fast Mixer	06832	1	10,260	0,137



Motorized Slow Mixer. Made of PVC plastic. 70 rpm speed slow mixer. 0.13 KW / 220 V / 50 Hz. Shaft length: 600 mm.

Description	Code	Pieces/ box	Weight Kg	Volume m ³
Slow Mixer	06833	1		

Spare Parts for Control Systems - Sensors

pH ELECTRODE : Complete with cable and, BNC socket.

Description	Code	Pieces/ box	Weight Kg	Volume m ³
	06611	1	0,124	0,0006



REDOX ELECTRODE : Complete with cable and, BNC socket.

Description	Code	Pieces/ box	Weight Kg	Volume m ³
	06612	1	0,920	0,0006



Free Chlorine Electrode, ion selective. 0 - 5 ppm measuring range.

Description	Code	Pieces/ box	Weight Kg	Volume m ³
• Membrane Replacement	06420011	1		
• Membrane Electrolite, 50 cc Free Chlorine Electrode ion selective	06420012	1		
• F.C. Electrode Amperometric (Open cell)	0642004	1	0,920	0,0006



06420004
06420001

Puritron GSC Salt-Water Chlorinators



Electrode

Salt Water Chlorinators produce chlorine by electrolysis of pool water with salinity of teardrop. The device has a periodic cleaning cycle process (by switching polarity) against calcification inside electrode cell. Numerical screen shows the operation power by percentage and current value in amperes. According to total hardness of the pool water, Switching Polarity Cycle could be set from 1 to 8 hours. Factory Setting is once in every 6 hours. Device saves the total operation time. **Electrodes are made of titanium and have a 14.000 hours long life.** It can be installed to every existing pool. All models can be used in seawater. The recommended salinity rate is 4000 ppm (4kg/m³). The approximate salinity in sea water is 35.000 ppm.

Description	Code	Pieces/box	Weight Kg	Volume m ³
• Puritron GSC-10, 10 g/h	064250	1		
• Puritron GSC-15, 15 g/h	064255	1		
• Puritron GSC-20, 20 g/h	064260	1		
• Puritron GSC-30, 30 g/h	064270	1		

Model	Pool Volume (m ³)	Cl Prod. (g/h)	Salt (kg/m ³)	Voltage (VAC)	Voltage (VDC)	Current DC (A)	Energy Consumption (W)
Puritron GSC - 10	0 - 50	10	4,0	220	24	2,0	50
Puritron GSC - 15	15 - 75	15	4,0	220	24	3,0	75
Puritron GSC - 20	40 - 100	20	4,0	220	24	4,0	100
Puritron GSC - 30	90 - 150	30	4,0	220	24	6,0	150



In addition to the above salt chlorinator specifications, the required software and hardware are added to enable automatic pH control. The device is installed on a panel complete with pH electrodes, electrode flow cell and 2 l/h dosing pump.

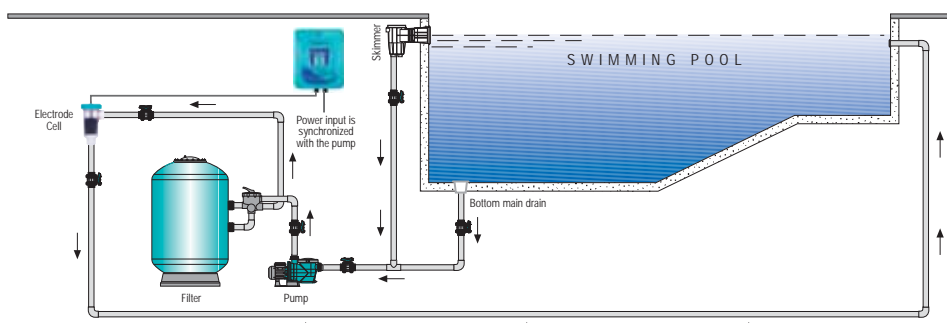
Description	Code	Pieces/box	Weight Kg
• Puritron-101, with Automatic pH Control	064251	1	
• Puritron-151, with Automatic pH Control	064256	1	
• Puritron-201, with Automatic pH Control	064261	1	
• Puritron-301, with Automatic pH Control	064271	1	



In addition to the above salt chlorinator specifications, the required software and hardware are added to enable automatic pH and Redox control. The device is installed on a panel complete with pH electrodes, electrode flow cell and 2 l/h dosing pump.

Description	Code	Pieces/box	Weight Kg
• Puritron-102, with Automatic pH & Redox Control	064252	1	
• Puritron-152, with Automatic pH & Redox Control	064258	1	
• Puritron-202, with Automatic pH & Redox Control	064262	1	
• Puritron-302, with Automatic pH & Redox Control	064272	1	

INSTALLATION DIAGRAM:



We reserve our right to change all or part of the features of the articles or contents of this document, without prior notice.

Puritron GSCN Salt-Water Chlorinators

Salt Water Chlorinators produce chlorine by electrolysis of pool water with salinity of teardrop. The device has a periodic cleaning cycle process (by switching polarity) against calcification inside electrode cell. Numerical screen shows the operation power by percentage and current value in amperes. According to total hardness of the pool water, Switching Polarity Cycle could be set from 1 to 8 hours. Factory Setting is once in every 6 hours. Device saves the total operation time as well as **measuring and showing salinity level**. **New design box facilitates easy access at the front panel for service**. **Wifi control over MODBUS is possible optionally by means of auxiliary connection**. **Electrodes are made of titanium and have a 14.000 hours long life**. It can be installed to every existing pool. All models can be used in seawater. The recommended salinity rate is 4000 ppm (4kg/m³). The approximate salinity in sea water is 35.000 ppm.

Description	Code	Pieces/box	Weight Kg	Volume m ³
• Puritron GSCN-10, 10 g/h	064253	1		
• Puritron GSCN-15, 15 g/h	064243	1		
• Puritron GSCN-20, 20 g/h	064263	1		
• Puritron GSCN-30, 30 g/h	064273	1		
• Puritron GSCN-50, 50 g/h	064293	1		

Model	Pool Volume (m ³)	Cl Prod. (g/h)	Salt (kg/m ³)	Voltage (VAC)	Voltage (VDC)	Current DC (A)	Energy Consumption (W)
Puritron GSCN - 10	0 - 50	10	4,0	220	24	2,0	50
Puritron GSCN - 15	15 - 75	15	4,0	220	24	3,0	75
Puritron GSCN - 20	40 - 100	20	4,0	220	24	4,0	100
Puritron GSCN - 30	90 - 150	30	4,0	220	24	6,0	150
Puritron GSCN - 50	150 - 250	50	4,0	220	24	10,0	250

In addition to above Salt Chlorinator specifications, the required software are added to enable automatic pH control. The new compact design allows a monobloc peristaltic pH dosing pump (1.5 lt/h-1 bar) embedded to chlorinator unit. Complete with sensor holder pH sensor and required pipe fittings. 2 X 16 LCD screen, water temperature measurement options.. Please ask price for larger capacity dosing pumps.

Description	Code	Pieces/box	Weight Kg	Volume m ³
• Puritron GSCN-101, pH Control	0642532	1		
• Puritron GSCN-151, pH Control	0642432	1		
• Puritron GSCN-201, pH Control	0642632	1		
• Puritron GSCN-301, pH Control	0642732	1		
• Puritron GSCN-501, pH Control	0642932	1		

In addition to above Salt Chlorinator specifications, the required software are added to enable automatic pH and ORP control. The new compact design allows a monobloc peristaltic pH dosing pump embedded to chlorinator unit. Complete with sensor holder pH and ORP sensor and required pipe fittings. 4 X 20 LCD screen, water temperature measurement options. Please ask price for larger capacity dosing pumps. (0642932 model is produced with 3lt/h - 1bar pump)

Description	Code	Pieces/box	Weight Kg	Volume m ³
• Puritron GSCN-102, pH & Redox Control	064254	1		
• Puritron GSCN-152, pH & Redox Control	064244	1		
• Puritron GSCN-202, pH & Redox Control	064264	1		
• Puritron GSCN-302, pH & Redox Control	064274	1		
• Puritron GSCN-502, pH & Redox Control	064294	1		



Electrode
(except 50 gr/h models)



Sensor holder



Puritron On-Line Salt-Water Chlorinators



Product Video

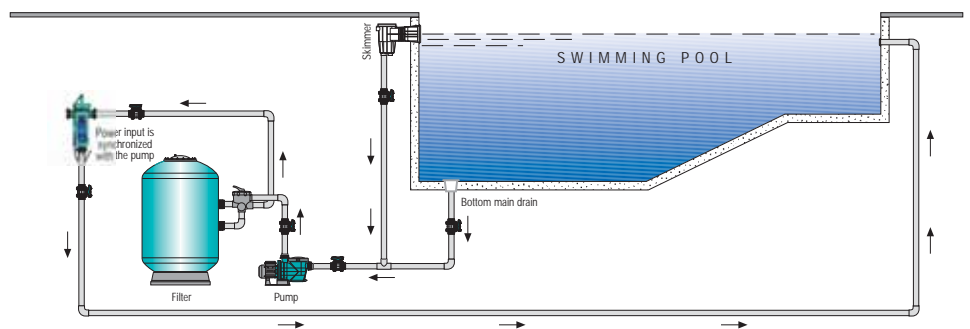
“On-Line” devices with a monobloc body that produce chlorine from salt using electrolysis, providing salt concentration in the pool water at the same rate as tear salinity. The device has self-clean feature in order to clean electrode against calcification at periodic intervals. Digital screen; temperature value of water; LED display screen shows the working percentage rate. Automatic polarity changing of the electrodes for cleaning purposes which can be adjusted between 1-8 hours according to the hardness level of the water. The factory setting is every 6 hours. During operation, the flow cell is illuminated by colored LEDs. LEDs change color during polarity change. In the event of an alarm, the red-light flashes. The device records the total working hours in its memory.

Electrodes are made of titanium and have an average life of 14,000 hours. It can be easily installed in any existing pool. The device can be mounted on the right or left side, depending on preference. All models can also be used with seawater. Recommended min. salinity rate is 4,000 ppm (4 kg/m³). The salinity rate in sea waters is 35.000 ppm on average.

Description	Code	Pieces/box	Weight Kg	Volume m ³
• Puritron GSCOL-10	0642500L	1	5,650	0,035
• Puritron GSCOL-15	0642550L	1	5,650	0,035
• Puritron GSCOL-20	0642600L	1	5,650	0,035
• Puritron GSCOL-30	0642700L	1	5,650	0,035

Model	Pool Volume (m ³)	Cl Prod. (g/h)	Salt (kg/m ³)	Voltage (VAC)	Voltage (VDC)	Current DC (A)	Energy Consumption (W)
Puritron GSC, GSCOL-10	0 - 50	10	4,0	220	24	2,0	50
Puritron GSC, GSCOL-15	15 - 75	15	4,0	220	24	3,0	75
Puritron GSC, GSCOL-20	40 - 100	20	4,0	220	24	4,0	100
Puritron GSC, GSCOL-30	90 - 150	30	4,0	220	24	6,0	150

INSTALLATION DIAGRAM:



Salt for Salt-Chlorine Generators



Description	Code	Pieces/box	Weight Kg	Volume m ³
• Granule Salt, 25 kg	02317	1		
• Tablet Salt, 25 kg	02318	1		

Puritron Salt-Water Chlorinators

Designed for midsize hotel and apartment complex pools. The device produces chlorine by electrolysis of pool water with salinity of teardrop. It has a standard cleaning cycle process against calcification. **Electrodes are made of titanium and have a 20.000 hours long life.** Corrosion resistant stainless steel body. Electrode cell made of methacrylate and transparent. It has a LCD screen. Device is switched mode. All models can be used with seawater.

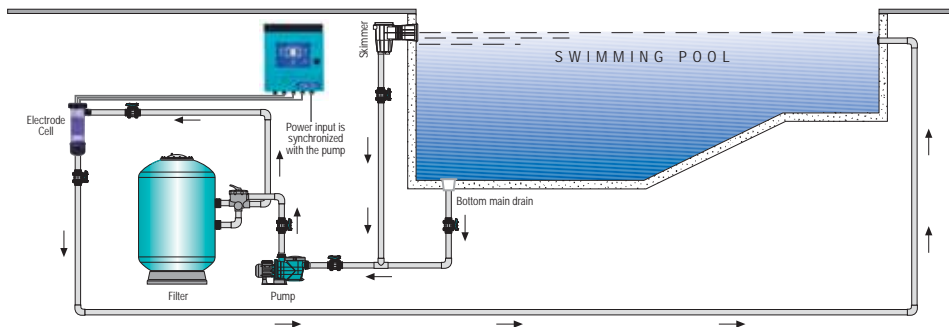
Description	Code	Pieces/box	Weight Kg	Volume m ³
• Puritron GSC - 75	06435	1	15,000	
• Puritron GSC - 100	06436	1	20,000	
• Puritron GSC - 150	06437	1	25,000	

Model	Pool Volume (m ³)	Chlorine Production (g/h)	Voltage (VAC)	Voltage (VDC)	Current (A)	Power Consumption (W)	PVC Pipe (mm)	Weight (kg)	Device Dimensions (mm)	Cell Measurements (mm)
GSC75	200 - 250	75	220	24 max.	100	350	63	15	300x250x150	140 x 531
GSC100	250 - 300	100	220	24 max.	150	500	90	20	300x250x150	140 x 531
GSC150	300 - 350	150	220	24 max.	200	670	90	25	300x250x150	140 x 531

Note: The above pool capacities have been calculated with the principle that the pool operates for 12-14 hours per day.



INSTALLATION DIAGRAM:



Salt - Water Chlorinator Capacity Measurement:

A- Daily Chlorine Requirement:

1- Loss From Swimmers: The number of swimmers should be determined or estimated. This number should be considered according to busiest day. Daily lost per swimmer in mediterranean Region is 10 gr/day.

2- Loss From Sun Light (The Destructive effects of UV light on chlorine): This lost is on average 2,5 gr per each pool m³ in mediterranean belt.

Daily Chlorine Requirement (gr) = The Number of Swimmers x 10 gr + Pool Volume (m³) x 2,5 gr

For example: The Pool that 250 swimmer's daily use and 1000 m³ pool volume.

Daily Chlorine Requirement = 250 x 10 gr + 1000 m³ x 2,5 gr/m³ = 5000 gr

With 12 hours filtration = 5000 gr/12h = 416 gr/h ► GSC 500

With 24 hours filtration = 5000 gr/24h = 200 gr/h ► GSC 250



Puritron-GSC Salt - Water Chlorinators

Designed for large public and competition pools. The device produces chlorine by electrolysis of pool water with salinity of teardrop. It has a standart cleaning cycle process against calcification. **Electrods are made of titanium and have 20.000 hours long life.** Corrosion resistant stainless steel frame. Transparent electrode cells made of PVC. It has a graphical LCD screen. Device is switched mode. All models can be used with seawater. In addition to all above specifications, this device has electronic current control as well as heat and flow control.

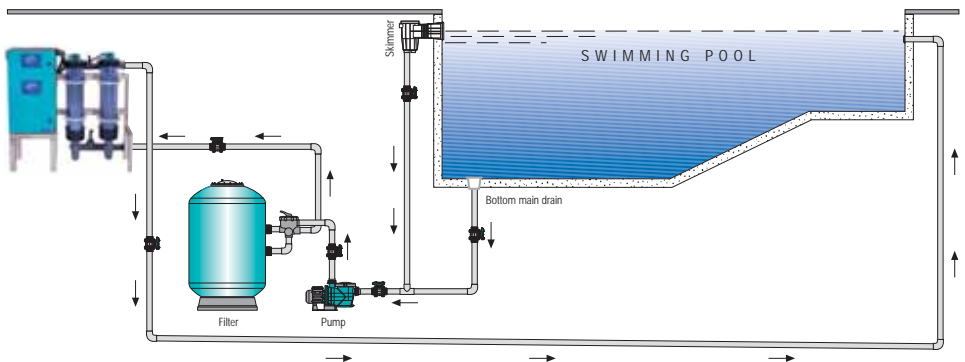


Electrode cells made of transparent PVC tube

Description	Code	Pieces/box	Weight Kg	Volume m ³
• Puritron GSC - 250	06438	1	40,000	
• Puritron GSC - 500	06439	1	60,000	
• Puritron GSC - 750	06440	1	80,000	
• Puritron GSC - 1000	06446	1	100,000	

Model	Chlorine Production (g/h) (5kg/m ³ salt)	Voltage (VAC)	Voltage (VDC)	Current (A)	Power Consumption (W)	PVC Pipe (mm)	Cell Measurements (mm)
GSC250	250	220	24 max.	50	1.350	63	750 x 450 x 900
GSC500	500	220	24 max.	100	2.540	63	1000 x 450 x 900
GSC750	750	220	24 max.	150	3.900	90	1250 x 450 x 900
GSC1000	1000	220	24 max.	200	5.000	90	1500 x 450 x 900

INSTALLATION DIAGRAM:



Galatasaray Kalamis Facilities Indoor Swimming Pool, Sponsored by Gemas; Automatically controlled with a Gemas Puritron & "GSC 500" and "Pool Director"



Salt-Water Chlorinators - Anodic Protection

In pools using salt-chlorine generators, installation of this device is used to prevent electrolytic corrosion of stainless-steel materials. The electric connection is made to the pump's control panel ground/earth point.

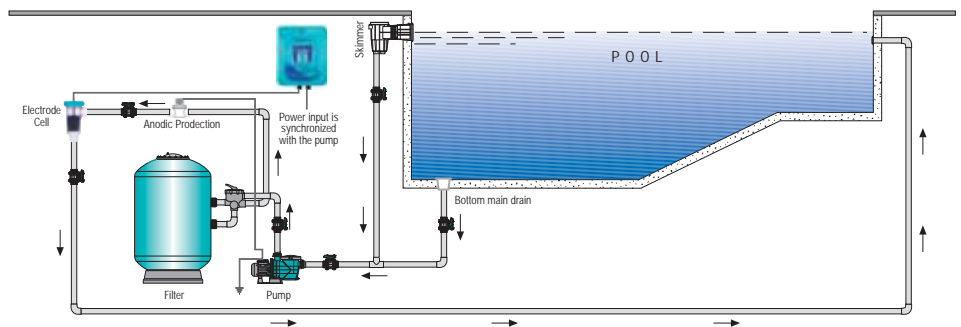


- Easy to install.
- Provides "Electric Shock" protection in fiberglass pools.
- Maximum 4 bars - 63 body
- Transparent cover for anode control
- Pure zinc, its average life is 3 years

Description	Code	Pieces/box	Weight Kg	Volume m ³
Ø 63 Anodic Protection	06423	1		



INSTALLATION DIAGRAM:



Salt-Water Chlorinators - Electrode Cleaning

"SCALEX" Anti-Lime for Salt Chlorine Generators. One of the common problems in pools using a salt-chlorine generator is calcification on the electrode. This problem is often encountered especially in pools using hard water or sea water. In such cases, regular use of SCALEX provides a definitive solution.

Initial dose: 2,5 l/100 m³ pool water.
























This dose should be doubled in pools using hard water.

Consecutive use dose 2,5 l/6 months.



Description	Code	Pieces/box	Weight Kg	Volume m ³
• 5 l	075327	1	5,000	0,001
• 10 l	075328	1	10,000	0,007
• 20 l	075329	1	20,000	0,028

Salt-Water Chlorinators - Spare Parts

Description	Code	Pieces/ box
 GSC10 Bipolar Electrode (Old)	06430YE01	1
 GSC15 Bipolar Electrode (Old)	06428YE	1
 GSC20 Bipolar Electrode (Old)	06425YE01	1
 GSC30 Bipolar Electrode (Old)	06426YE01	1
 GSC Electrode Housing Nut (Old)	0643103	1
 GSC Electrode Oring (Old)	0643105	1
 GSC Electrode Connection Cable (Old)	0643113	1
 GSC10 Bipolar Electrode (with Pin) (New)	06430YE	1
 GSC15 Bipolar Electrode (with Pin) (New)	064301YE	1
 GSC20 Bipolar Electrode (with Pin) (New)	06425YE	1
 GSC30 Bipolar Electrode (with Pin) (New)	06426YE	1
 GSC Electrode Housing Nut (New)	0643117	1
 GSC Electrode Oring (New)	860488	1
 GSC Electrode Connection Cable (New)	0643104	1
 GSC 10-20-30 Electrode Housing	0643102	1
 GSC 230 VAC Cable	EB71549	1
 GSC 50 Electrode	0643401	1
 GSC 75 Electrode	0643501	1
 GSC 100 Electrode	0643601	1
 GSC 150 Electrode	0643701	1
 GSC 250-500 Electrode	0643801	1
 GSC 50-100 Electrode Housing	0643402	1
 GSC 75-150 Electrode Housing	0643403	1



Old Electrode



Nut for Old Electrode



New Electrode



Nut for New Electrode

Ultraviolet UV-C Disinfection Systems



06NTUV40T

Ultraviolet disinfection systems work with the principle of lethal effects of 220-280 nm wave length ultraviolet lights on living organisms. This wave-length ultraviolet lights require a certain contact time to kill microorganisms by destroying their cell walls. The UV devices are designed to provide this contact time according to the given flow rate. UV radiation is considered in 4 spectrum: UV-A, UV-B, UV-C and vacuum UV. UV-C spectrum is used for water disinfection with the wave length as specified above.

Advantages of UV-C System :

- Reduces Chlorine and chemical consumption by 50% - 80%.
- Effective for all microorganisms.
- Eliminates all the side effects caused by chlorine (skin irritation, eye burn, allergy, asthma and similar side effects)
- Destroys all bound chlorine compounds (=chloramines) and other harmful organic compounds.
- Reduces all chemical usage and leaves no harmful waste in water.
- Low operating cost, and eco-friendly technology.

Devices below are designed for private pools.

All models are 316L quality stainless steel body and enables + 35% radiation efficiency. Devices are complete with **timers** that shows bulb operating life. Device gives warning when bulb completes their lifespan. Also, there is a **flow switch (circuit breaker)** at the outlet of 130 watt device that disables the bulb when pool circulation stops. The **AMALGAM** bulb that provides the most effective UV-C radiation is used in this model. Max. operating pressure is 2 bar. Bulb lifespan is 9.000 hours.



06NTUV130TF

Description	Code	Pieces/box
• Pool UV-C 40 Device with Timer up to 40 m ³	06NTUV40T	1
• Pool UV-C 75 Device, with Timer up to 75 m ³	06NTUV75T	1
• Pool UV-C 130 Device, with Timer, Flow Switch up to 150 m ³	06NTUV130TF	1

Technic Specifications	NT-UV40-T	NT-UV75-T	NT-UV130-TF
Pool Volume (m ³)	40	75	150
Max. Flow Rate (m ³ /h)	20	25	30
Max. Working Pressure (bar)	3	3	3
Diameter (mm)	72	72	72
Length (cm)	60	100	100
Outlet Diameter (mm)	63-50	63-50	63-50
Stainless Steel	316L	316L	316L
Electronic Ballast	120-240V AC 50/60Hz	120-240V AC 50/60Hz	120-240V AC 50/60Hz
Max. Current (Amp)	0,27	0,5	1,1
Bulb Power (W)	40	75	130
Wave Length (nm)	253,7	253,7	253,7
Timer	Available	Available	Available
Bulb Change Warning	Available	Available	Available
Flow Switch	-	-	Available
Chemical Usage Decrease	80%	80%	80%
Weigh (Kg)	4	5	5,5
Package Size (mm)	260 x 110 x 550	280 x 150 x 1010	280 x 150 x 1010

Ultraviolet UV-C Disinfection Systems

The devices below designed for Semi-Public (Hotel, complex, school...) and Public Pools. All models (PRO series) are 316L quality stainless steel body, and provides +35% efficiency. Devices are assembled with **timers** that shows bulb operating life. Devices give warning when bulbs complete their lifespan. Also, there is **flow switch (circuit breaker)** at the outlet of 130 watt device that disables the bulb when pool circulation stops. In this model, Philips brand **AMALGAM** bulb has been used which allows most effective UV-C radiation. Max. operating pressure is UV-C Pro 5 bar, UV-C Pro Buster 10 bar.

Description	Code	Pieces/box	Weight Kg	Volume m ³
• Pool UV-C PRO 130 Device, With Timer, Flow Switch, 150 m ³	06B210007	1	8,500	
• Pool UV-C PRO Buster Device, With Timer, Flow Switch, 450 m ³	06B200031	1	30,000	

Technic Specifications	B210007	B200031
Pool Volume (m ³)	150	450
Max. Flow Rate (m ³ /h)	40	60
Max. Working Pressure (bar)	5	10
Diameter (mm)	120	158
Length (cm)	100	95
Outlet Diameter (mm)	63	75
Stainless Steel	316L	316L
Electronic Ballast	230V AC 50/60Hz	230V AC 50/60Hz
Max. Current (Amp)	1,1	3 x 1,1 Amp.
Bulb Power (W)	130	3 x 130 Watt
Wave Length (nm)	253,7	253,7
Bulb Voltage (V)	70	70
Bulb Current (Amp)	2,1	2,1
UV-C 100 h outlet (W)	50	3 x 50 Watt
μW/cm ² 1 meter distance	468	3 x 468
Bulb Type	Philips TUV 130 Watt 4P-SE Amalgam	Philips TUV 130 Watt 4P-SE Amalgam
Setting Time	Exist	Exist (3x)
Bulb Change Warning	Exist	Exist (3x)
Flow Switch	Exist	Exist
Chemical Usage Decrease	80%	80%
Weigh (Kg)	8,5	30
Package Size (mm)	265 x 190 x 1065	1150 x 365 x 365



Ultraviolet UV-C Disinfection Systems

Blue lagoon

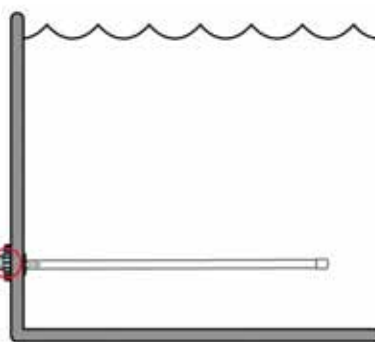


This UV-C device is designed for Water Tanks. It's complete with 10 meters cable and installation kit. In case of any problem of installation to wall, it can be placed freely into water tank. It is resistant to sea water. Tank connection set is not included in price.

Description	Code	Pieces/box	Weight Kg	Volume m ³
• UV-C Device, for Water Tanks	06C100120	1		
• UV-C Device Montage Kit	06C100121	1		



Tank Connection Set



Technic Specifications	B714404039581
Diameter (mm)	35
Length (cm)	80
Electronic Ballast	230V AC 50/60Hz
Max. Current (Amp)	0,57
Bulb Power (Watt)	75
Wave Length	253,7
Bulb Voltage (V)	97
Bulb Current (Amp)	0,80
UV-C 100h output (W)	25
μW/cm ² 1 meter distance	230
Bulb Type	Van Erp UV-C Budget 75 Watt
Weigh (Kg)	2
Package Size (mm)	70 x 220 x 840

Ozone Generators - CORONA DISCHARGE



06421 - 06424

GEMAS HYDROZONE Corona Discharge Ozone Generators. The ozone generated is vacuumed and introduced to the system by injector. Operates with free air suction. Complete with the injector with by-pass valve water trap, flow meter and active carbon filtration for discharge ozone (see.pg 186). Installation of static mixer is recommended. (see.pg 186).

Description	Code	Pieces/box	Weight Kg	Volume m ³
• HOZ CD-05, 5 gr/h	06421	1		
• HOZ CD-15, 15 gr/h*	06424	1		
• HOZ CD-08, 8 gr/h	06451	1		
• HOZ CD-25, 25 gr/h*	06452	1		

(* Must be installed with oxygen concentrator.)



GEMAS HYDROZONE Corona Discharge Compact Ozone Systems. 5 g/h capacity, complete with jet pump, automatic gas discharge valve, PVC contact tank, deoxygenation active carbon tank, injector, PVC water trap tank, PVC base and column. Complete with necessary mechanical and electrical installation. It can be use with oxygen concentrator.

Description	Code	Pieces/box	Weight Kg	Volume m ³
HOZ CD-05, 5gr/h Compact Unit	06421C	1		

Ozone Generators - CORONA DISCHARGE

GEMAS HYDROZONE Corona Discharge COMPACT Ozone Systems.

For 10 gr/h and higher models must be installed with; oxygen concentrator, ozone resistant deozone contact tank, automatic gas discharge valve and excessive ozone-destructive filter. Below you can see the package systems that are easy to install existing pools. Required amount of quartz sand, and automatic pH and ORP control systems are included in the package price.

Description	Code	Pieces/box	Weight Kg	Volume m ³
• HOZ CDP-10, 10 gr/h-2" connection	06424P	1		
• HOZ CDP-20, 20 gr/h-2" connection	06425P	1		
• HOZ CDP-50, 50 gr/h-3" connection	06427P	1		



Oxygen Concentrator

Description	Code	Pieces/box	Weight Kg	Volume m ³
• 5 l/h (for 5 - 20 gr/h devices)	064201	1		
• 10 l/h (for 50 gr/h devices)	064203	1		



Oxygen Cone

It can be used effectively in all application areas where oxygen need is critical (waste water treatment plants, dam lakes where water is supplied, rivers, lakes and ponds open to eutrophication and pollution in recreational areas, fish farming farms, which have a critical place in the food chain, etc.). It is a specially designed unit that can maximize the oxygenation level (super oxygenation) in the said environments at very high rates compared to its equivalents.

Description	Code	Pieces/box	Weight Kg	Volume m ³
• Ø900 mm Oxygen Cone Max Op. Pressure 2 bar	064400	1		
• Ø1000 mm Oxygen Cone Max Op. Pressure 2 bar	064401	1		
• Ø1200 mm Oxygen Cone Max Op. Pressure 2 bar	064402	1		
• Ø1400 mm Oxygen Cone Max Op. Pressure 2 bar	064403	1		
• Ø1600 mm Oxygen Cone Max Op. Pressure 2 bar	064404	1		



Ozone Injectors

Ozone Injectors. The ozone generated is vacuumed and introduced to the system by injectors. Operates with free air suction. It is made of PVDF materials and resistant to all kinds of chemicals.

Description	Code	Pieces/box	Weight Kg	Volume m ³
• Venture-3/4"-1/4", center 1-3 m ³ /h	06441	1		
• Venture-1"-1/2", center 3-10 m ³ /h	06442	1		
• Venture-1 1/4"-1/2", center 10-25 m ³ /h	06443	1		
• Venture-2"-1/4", center 30-50 m ³ /h	06444	1		



Ozone Generators - CORONA DISCHARGE



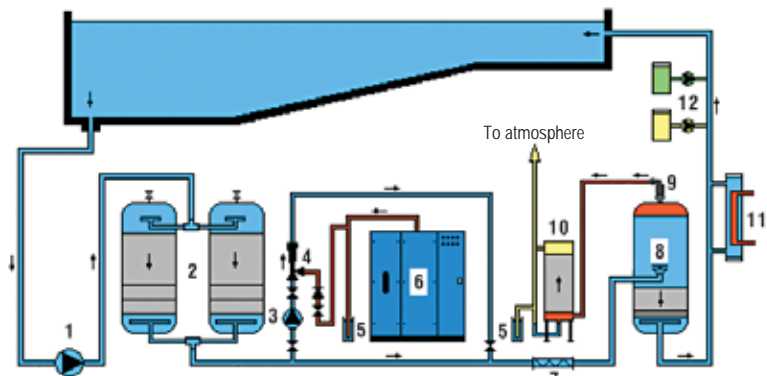
Ozone Capacity (g/h)	Pool Flow Rate (m ³ /h)		Recommended Pool Volume (m ³)		Contact + Deoxygenation Tank Diameter Ø (mm) - h (mm)
	Partial Flow	Full Flow	Partial Flow	Full Flow	
15	75	15	375	75	Ø 615 - 1550
25	150	25	750	150	Ø 1250 - 2500
40	200	40	1000	200	Ø 1400 - 2500
50	250	50	1250	250	Ø 1400 - 2500
(Average Circ Time: 5 Hrs.)					

PS: Above values must increase 10% for indoor pools.

Full flow ozone system: with contact and deoxygenation tank



WATER TRAP
(Pls. see 186)



- 1- Pool Circulation Pump
- 2- Sand Filters
- 3- Jet Pump
- 4- Ozone Injector
- 5- Water Trap
- 6- Ozone Generator
- 7- Static Mixer
- 8- Contact + Active Carbon Tank
- 9- Automatic Discharge Pump
- 10- Discharge Ozone Filter
- 11- Pool Heater
- 12- Pool Disinfection System

OZONE DOSAGE:

UP to 32°C:	0,8 g/m ³ per system flow (For middle busy pool)
	1,0 g/m ³ per system flow (For busy pool)
Above 32°C:	1,2 g/m ³ per system flow (For middle busy pool)
	1,5 g/m ³ per system flow (For busy pool)

Ozone Contact Time: 2 min.

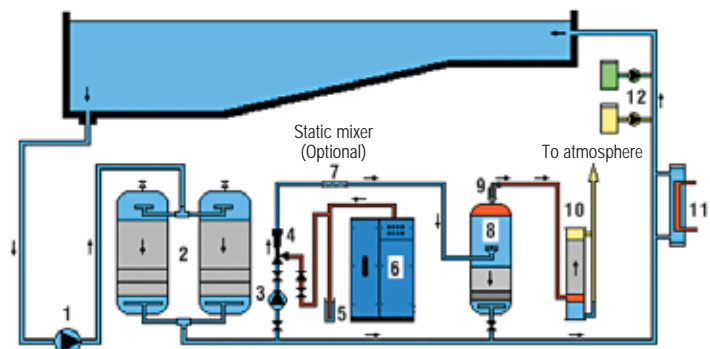
Active Carbon Dept: Min. 500 mm

Partial flow ozone system: with contact and deoxygenation tank

Partial Flowrate: 20% of Total Flowrate



STATIC MIXER
(Pls. see 186)



- 1- Pool Circulation Pump
- 2- Sand Filters
- 3- Jet Pump
- 4- Ozone Injector
- 5- Water Trap
- 6- Ozone Generator
- 7- Static Mixer
- 8- Contact + Active Carbon Tank
- 9- Automatic Discharge Pump
- 10- Discharge Ozone Filter
- 11- Pool Heater
- 12- Pool Disinfection System

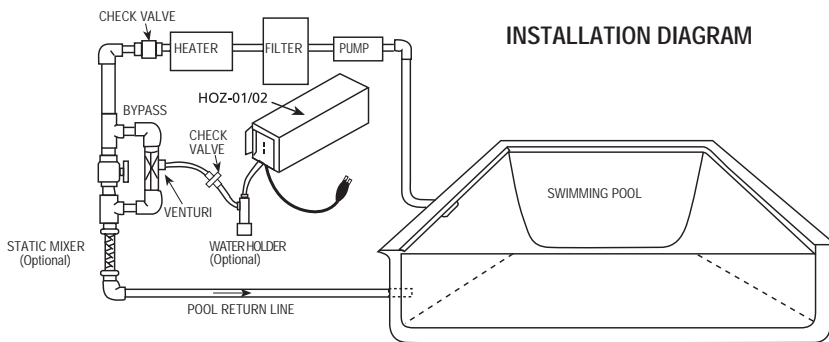
Ozone Generators with UV Method

GEMAS HYDROZONE OZONE GENERATOR (With UV Method).

The ozone generated is vacuumed and introduced to the system by venturi. Complete with venturi + by-pass valve. Can be easily installed in existing swimming pools. Recommended for residential pools.



Description	Code	Pieces/box	Weight Kg	Volume m ³
• HOZ-01, up to 90 m ³ - 0,248 g/h	06411	1	13,000	0,051
• HOZ-02, up to 150 m ³ - 0,437 g/h	06412	1	14,000	0,051



UV-Ozone Spare Bulb For GEMAS HYDROZONE Ozone Generator.

Description	Code	Pieces/box	Weight Kg	Volume m ³
	064101	1	0,616	0,003



Water Trap for Ozone Generator. Prevents back flow of water to the device when the system is shut down.

Description	Code	Pieces/box	Weight Kg	Volume m ³
	064102	1		
	064103	1		



064102

064103

Static Mixer. Provides evenly diffusion of ozone in water flow.

Description	Code	Pieces/box	Weight Kg	Volume m ³
• 1,5"	0641031	1		
• 2"	0641032	1		
• 2,5"	0641033	1		
• 3"	0641034	1		



0641031

GEMAS CORONA Ozone Discharge Valve. Ozone resistant.

Description	Code	Pieces/box	Weight Kg	Volume m ³
0,5, 316 Inox Floater	0641041	1	0,616	0,003



Ozone + Ultraviolet Combined Disinfection Systems

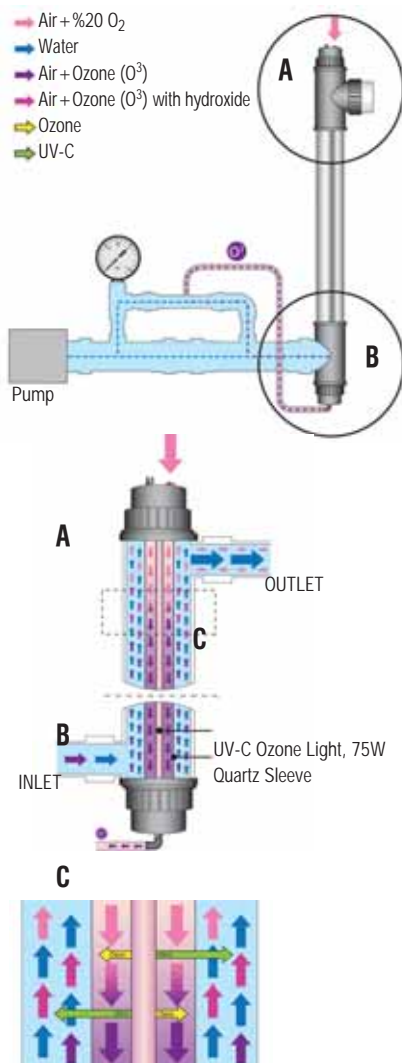


With the Ozone + UV Device; ozone generated inside special wave length UV bulb is vacuumed and introduced to the system by injector and transferred into pool circulation. On the other hand, it can execute the disinfection process by direct radiation to pool water from the same ozone bulb's quartz housing. Device is complete with the bypass valve and injector. It can easily be installed into existing pool installations. Device body is 316L stainless steel.

It has timer, and gives signal when bulb's lifespan is over. Bulb power is 75 Watt, radiation power is 25 Watt, and Ozone output is 0,6 g/h.

The recommended pool capacity by the manufacturer is 75 m³. It can reduce the chlorine usage up to 90%. Ozone helps destroying sun cream, cosmetics, urine, and sweat in the water. After these process UV-C exposed pool water eliminates the residual ozone through disinfection.

Description	Code	Pieces/box	Weight Kg	Volume m ³
Ozon + UV-C Device (Gemmas OEM)	06NTUV87TO	1	7,700	



Technic Specifications	NT-UV87-TO
Pool Volume (m ³)	90
Max. Flow Rate (m ³ /h)	25
Max. Working Pressure (bar)	3
Diameter (mm)	72
Length (cm)	100
Outlet Diameter (mm)	63
Stainless Steel	316L
Electronic Ballast	120-240V AC 50/60Hz
Max. Current (Amp)	0,60
Bulb Power (W)	87
Wave Length (nm)	253,7
Bulb Voltage (V)	97
Bulb Current (Amp)	0,90
UV-C 100 h outlet (W)	25
μW/cm ² 1 meter distance	144
Bulb Type	Ozone lamp 87 W
Ozone	Exist - 0,6 gr/h
Setting Time	Exist
Bulb Change Warning	Exist
Chemical Usage Decrease	95%
Weigh (Kg)	7,7
Package Size (mm)	370 x 130 x 1110



Copper Ionization + UV Combined Disinfection System

It's for private pools. It can completely eliminate the need of chlorine. It provides the disinfection 80% with UV-C and 20% through copper ionization. It controls the bacteria and algae formation in the water. It also provides an active flocculation by releasing positive charged ions to pool water.

Copper electrolysis + UV-C works combined. 253,7 mm wave length UV lights are highly effective on bacteria and viruses. 316L stainless steel body provides +35% better radiation. The chloric buffer function in UV + Chlори combination is done by copper ions. In system, it's installed after filter. The device constantly supplies copper ions into water. +2 charged copper ions kill bacteria, algae and other primitive organisms by destroying their cell walls. Fortnightly, the copper concentration is measured with tool supplied with the device. Thus, 0,7 ppm copper concentration continuity is provided. Ionization amount is controlled with the electronic control device. The device is ideal up to 70 m³ private pools.

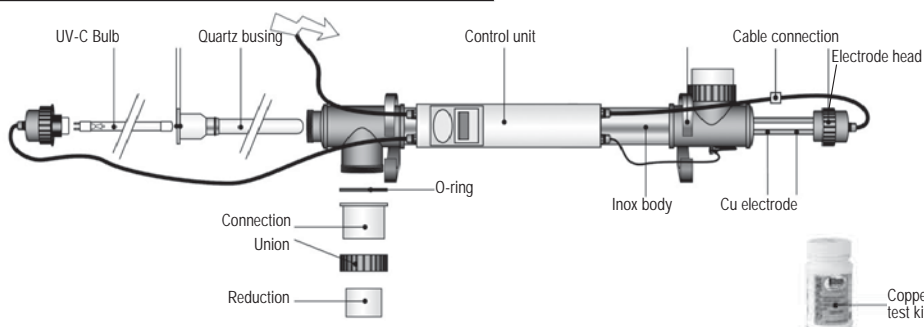
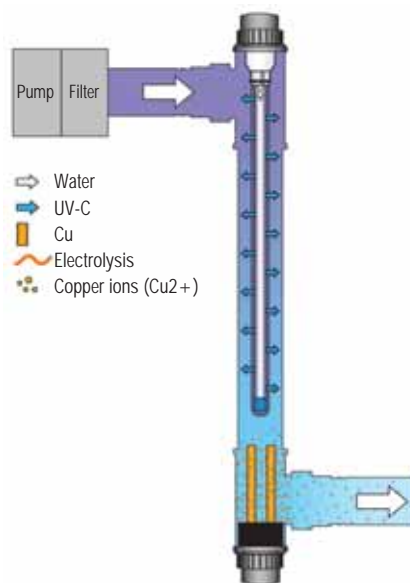
Copper ionization system comfortably and effectively substitutes the algecides and flocculent chemical agents in the existing pools.



Description	Code	Pieces/box	Weight Kg	Volume m ³
Copper Ionization + UV-C Device	06B200003	1	6,000	

Technic Specifications	B200003
Pool Volume (m ³)	70
Max. Flow Rate (m ³ /h)	25
Max. Working Pressure (bar)	2
Diameter (mm)	72
Length (cm)	100
Outlet Diameter (mm)	63-50
Stainless Steel	316L
Electronic Ballast	230V AC 50/60Hz
Max. Current (Amp)	0,57
Bulb Power (W)	75
Wave Length (nm)	253,7
Bulb Voltage (V)	97
Bulb Current (Amp)	0,80
UV-C 100 h outlet (W)	25
μW/cm ² 1 meter distance	230
Bulb Type	Blue Lagoon UV-C 75 Wat
Copper Ionization	Exist - 0,7 gr/h
Bulb Change Warning	Exist
Chemical Usage Decrease	100%
Weigh (Kg)	6
Package Size (mm)	280 x 150 x 1010

This product sales are limited with current stock. Please ask the stock status before ordering.



Floating - Solar Copper Ionization System



Solar Clear, Copper + Zinc Alloyed Ionization System.

Works with solar battery. Max pool volume 120 m³. Decreases the chlorine or equivalents oxidation disinfection requirement approximately 80%. It can be used with UV and/or Dechloramin for Chlorine-Free applications in residential pools. It should not be used in liner/membrane pools due to Coppers dispersing agent impact on synthetic materials. It's not obliged to use flocculant or algicide, because Copper having positive effect on algae and flocculation. On the high degrees of water hardness, the product will act as a softening agent as it collects lime on its anode. But the anode must be cleaned periodically with wire brush inside the package. Complete with wire brush and strip copper test device. Ideal copper concentration is 0,5 ppm. Permanently use necessary on above 70 m³ pool but it can be used halftime on smaller pools. Min. Copper concentration must be 0,3 ppm. Electrode lifetime can be change by use approximately 12 to 24 months.

Description	Code	Pieces/box	Weight Kg	Volume m ³
Solar Clear	0601	1		

Solar Copper Ionization System Spares



0601Y01



0601Y02



Description	Code	Pieces/box	Weight Kg	Volume m ³
• Anode	0601Y01	1		
• Filter	0601Y02	1		
• Screw	0601Y03	1		
• Stripe Copper Test Kit	0834	1		
• Wire Brush	0601Y04	1		



0601Y02

Dechloramin use recommended with SOLAR CLEAR

“DECHLORAMIN”. Granulated active oxygen compound for chloramine destruction. After shocking, the pool can be used by bathers within a very short time. Alternative to the required small amount of chlorine in ozone pools.

Description	Code	Pieces/box	Weight Kg	Volume m ³
• 1 kg	07611	1	1,000	0,002
• 5 kg	07612	1	5,000	0,009
• 25 kg	07613	1	10,000	0,023



07613

DECHLORAMIN	Non-chlorine Shock Treatment Agent	For Clarifying Pool Water	100 gr/week to 10 m ³ pool water (Residential pool)	150 gr/week to 10 m ³ pool water (Public pool)

POOL CARE



07 Pool Chemicals

192



08 Test Kits

201



Water Disinfection



“FASTCHLOR” Stabilized Dichlorine Granular, 56%.

Quick dissolving stabilized granular dichlorine with 56% or 60% chlorine content.

Description	Code	Pieces/box	Weight Kg	Volume m ³
• 5 kg	071111	1	5,000	0,006
• 10 kg	071112	1	10,000	0,012
• 15 kg	071113	1	15,000	0,017
• 25 kg	071116	1	25,000	0,033
• 30 kg	071114	1	30,000	0,033
• 50 kg	071115	1	50,000	0,057



“FASTCHLOR 100” Stabilized Trichlorine Granular, 90%.

Slow dissolving stabilized granular trichlorine with 90% chlorine content.

Description	Code	Pieces/box	Weight Kg	Volume m ³
• 5 kg	071131	1	5,000	0,006
• 10 kg	071132	1	10,000	0,012
• 15 kg	071133	1	15,000	0,017
• 25 kg	071136	1	25,000	0,033
• 30 kg	071134	1	30,000	0,033
• 50 kg	071135	1	50,000	0,057



“TABCHLOR” Stabilized Trichlorine Tablet, 200 gr 90%.

Slow dissolving stabilized trichlorine with 90% chlorine content in 200 gr tablet form.

Description	Code	Pieces/box	Weight Kg	Volume m ³
• 5 kg	0712311	1	5,000	0,006
• 10 kg	0712312	1	10,000	0,012
• 15 kg	0712313	1	15,000	0,017
• 20 kg	0712314	1	20,000	0,022
• 50 kg	0712315	1	50,000	0,057



“TABCHLOR-Multi” Stabilized Trichlorine Tablet, 200 gr.

Slow dissolving stabilized Trichlorine. Algicide and flocculant.

Description	Code	Pieces/box	Weight Kg	Volume m ³
• 5 kg	0714241	1	5,000	0,006
• 10 kg	0714244	1	10,000	0,012
• 15 kg	0714242	1	15,000	0,017
• 25 kg	0714245	1	25,000	0,022
• 50 kg	0714243	1	50,000	0,057

Water Disinfection and Chlorine Stabilizer

"CALCIUM HYPOCHLORITE" 70%

Description	Code	Pieces/ box	Weight Kg	Volume m ³
• 40 kg Granular	071125	1	40,000	0,044
• 40 kg Tablet	071226	1	40,000	0,044



"FASTCHLOR L".

Sodium hypochlorite with 12% active chlorine content.

Description	Code	Pieces/ box	Weight Kg	Volume m ³
• 10 l / 12 kg	071311	1	10,000	0,012
• 20 l / 25 kg	071313	1	20,000	0,028
• 25 l / 30 kg	071315	1	25,000	0,044
• 30 l / 36 kg	071312	1	30,000	0,044



CHLORSTAB isocyanuric acid - chlorine stabilizer.

It can be used with FASTCHLOR L, Calcium Hypochlorite and Salt-Water Chlorinators. Reduces chlorine consumption by 10%.

Description	Code	Pieces/ box	Weight Kg	Volume m ³
• 5 kg	075391	1	5,000	0,008
• 10 kg	075392	1	10,000	0,017
• 20 kg	075393	1	20,000	0,023
• 50 kg	075395	1	50,000	0,057



CHLORSTAB	Isocyanuric acid	Chlorine Stabilizer	5 kg first dose for 100 m ³ pool water Following doses according to test results max. 100 ppm
-----------	------------------	---------------------	--

Non-Chlorine Shock Treatment



“DECHLORAMIN”.

Granulated active oxygen compound for chloramine destruction. After shocking, the pool can be used by bathers within a very short time. Alternative to the required small amount of chlorine in ozone pools.

Description	Code	Pieces/box	Weight Kg	Volume m ³
• 5 kg	07612	1	5,000	0,006
• 10 kg	07617	1	10,000	0,011
• 25 kg	07613	1	25,000	0,027



“OXYTRONE”

Granulated active oxygen compound for chloramine destruction. After shocking, the pool can be used by bathers within a very short time. Alternative to the required small amount of chlorine in ozone pools.

Description	Code	Pieces/box	Weight Kg	Volume m ³
• 5 kg	071151	1	5,000	0,006
• 10 kg	071152	1	10,000	0,011
• 25 kg	071153	1	25,000	0,027



“CHLORINE-OUT”

Reset the Total Chlorine of pool water in pools with high Combined Chlorine problems or pools with high chlorine. To reduce the Total Chlorine of 100 m³ pool water by 1 ppm, dissolve 300 gr of Chlorine-Out in water and add to the pool water.

Description	Code	Pieces/box	Weight Kg	Volume m ³
• 5 kg	071144	1	5,000	0,006
• 10 kg	071145	1	10,000	0,011
• 25 kg	071146	1	25,000	0,027

pH Regulators



“pH (-) DOWN”.

Granular acid to reduce and stabilize pH level.

Description	Code	Pieces/box	Weight Kg	Volume m ³
• 7 kg	072111	1	7,000	0,006
• 15 kg	072112	1	15,000	0,017
• 25 kg	072113	1	25,000	0,023
• 50 kg	072114		50,000	0,043



“pH (-) DOWN L”.

Granular acid to reduce and stabilize pH level.

Description	Code	Pieces/box	Weight Kg	Volume m ³
• 10 l / 12 kg	072121	1	12,000	0,012
• 20 l / 25 kg	072123	1	25,000	0,028
• 25 l / 30 kg	072124	1	30,000	0,044
• 30 l / 36 kg	072122	1	36,000	0,044

pH Regulators

"pH (-) DOWN HCl" Liquid pH reducer and limescale remover. (30% Hydrochloric acid)

Description	Code	Pieces/ box	Weight Kg	Volume m ³
• 10 l	072126	1	10,000	0,014
• 25 l	072125	1	25,000	0,028
• 30 l	072129	1	30,000	0,044
• 35 l	072128	1	35,000	0,044



"pH (+) UP".

Alkaline in powder form to increase and stabilize pH level.

Description	Code	Pieces/ box	Weight Kg	Volume m ³
• 4 kg	072211	1	4,000	0,006
• 10 kg	072212	1	10,000	0,012
• 25 kg	072218	1	25,000	0,022



Algicides

"ALGEX".

Liquid Algicide and bactericide for destruction of algae.

Description	Code	Pieces/ box	Weight Kg	Volume m ³
• 5 l	073111	1	5,000	0,007
• 10 l	073112	1	10,000	0,014
• 20 l	073114	1	20,000	0,028
• 30 l	073113	1	30,000	0,044



"ALGEX PROTECTOR".

Liquid Algicide and bactericide against algae growth.

Description	Code	Pieces/ box	Weight Kg	Volume m ³
• 5 l	073311	1	5,000	0,007
• 10 l	073312	1	10,000	0,014
• 20 l	073314	1	20,000	0,028
• 30 l	073313	1	30,000	0,044



Algicides

A BRAND NEW KIND OF ALGICIDE



"STARVEX" Anti Phosphate.

Starvex is an ECO-friendly chemical which destroys algae chain by binding and destructing the phosphate in the water. It does not cause turbidity in pool water. It can be used with all pool chemicals. **DOSING RATES ARE VERY LOW.**

Description	Code	Pieces/box	Weight Kg	Volume m ³
• 5 l	075381	1	5,000	0,007
• 10 l	075382	1	10,000	0,014
• 20 l	075383	1	20,000	0,028
• 30 l	075384	1	30,000	0,044

For Phosphate Test Kit, Please see Test Kits Section.

STARVEX	Liquid	Algicide	1 l dose for 50 m ³ pool water. 0,5 l dose in following weeks.
---------	--------	----------	--

Flocculant



"PUREFLOCK L". Highly Effective Liquid Flocculant.

Description	Code	Pieces/box	Weight Kg	Volume m ³
• 5 l	07411	1	5,000	0,007
• 10 l	07422	1	10,000	0,014
• 20 l	07424	1	20,000	0,028
• 30 l	07423	1	30,000	0,044



"PUREFLOCK C".

Cartridges Flocculant for continuous clarifying treatment.

Description	Code	Pieces/box	Weight Kg	Volume m ³
Box contains 8 cartridges	07421	1	1,280	0,003



"MULTIFLOCK C".

Cartridges Flocculant and algicide for continuous clarifying treatment.

Description	Code	Pieces/box	Weight Kg	Volume m ³
Box contains 8 cartridges	07430	1	1,280	0,003



"CLEARFLOCK GEL" Gel Flocculant.

Description	Code	Pieces/box	Weight Kg	Volume m ³
• Box contains 4 gel cartridges	07425	1	0,30	
• Box contains 1 gel cartridges	07427	1	0,65	

07425

07427



"ACTIVE FLOCK" Liquid.

"ACTIVE FLOCK" Liquid. Floating partides in the pool water are catched by the sand filter. No sediments on the pool bottom.

Description	Code	Pieces/box	Weight Kg	Volume m ³
• 5 l	074241	1	5,000	0,007
• 10 l	074242	1	10,000	0,014
• 20 l	074243	1	20,000	0,028
• 30 l	074244	1	30,000	0,044

Flocculant

"MIRACLEAR" Super Shock Clarifier.

It enables the suspended particles in the pool water to be held inside the filter. Miraclear does not make sediment on the floor of the pool. Single dose in every 3 or 4 week is enough. It's a fast and an effective solution to cloudy pools.

Description	Code	Pieces/box	Weight Kg	Volume m ³
• 5 l	075371	1	5,000	0,007
• 10 l	075372	1	10,000	0,014
• 20 l	075373	1	20,000	0,028
• 30 l	075374	1	30,000	0,044



Filter and Cell Care

"CALCEX FILTER".

Descaling and cleansing agent for periodical maintenance of sand filters and cell.

Description	Code	Pieces/box	Weight Kg	Volume m ³
• 1 kg	07521	1	1,000	0,001
• 4 kg	07522	1	4,000	0,006
• 10 kg	07523	1	10,000	0,012
• 5 l	075319	1	5,000	
• 10 l	075320	1	10,000	



Prevention of Lime Sedimentation in Hard Pool Waters

"CALSTAB".

Stabilizes hardness prevents scaling on pool surfaces.

Description	Code	Pieces/box	Weight Kg	Volume m ³
• 5 l	07551	1	5,000	0,007
• 10 l	07552	1	10,000	0,014
• 20 l	07556	1	20,000	0,028
• 30 l	07553	1	30,000	0,044



Electrode Cleaning for Salt-Chlorine Generators

"SCALEX" Anti-Lime for Salt-Chlorine Generators.

Initial dose: 2,5 l/100 m³ pool water. This figure should be doubled in pools using hard water. Consecutive use dose: 2.5 l/6 months.

Description	Code	Pieces/box	Weight Kg	Volume m ³
• 5 kg	075327	1	5,000	0,007
• 10 kg	075328	1	10,000	0,014
• 20 kg	075329	1	20,000	0,028



Foot and Surface Disinfection

"FUNGEX". Fungicidal disinfectant.

Description	Code	Pieces/box	Weight Kg	Volume m ³
• 10 l	07541	1	10,000	0,014
• 30 l	07542	1	30,000	0,044



Pool Surface Cleaning



"SCALEX POOL" Limescale Removal - effective when the pool is **"FULL"**

Description	Code	Pieces/box	Weight Kg	Volume m ³
• 5 kg	075323	1	5,000	0,001
• 10 kg	075324	1	10,000	0,007
• 20 kg	075325	1	20,000	0,028



"CALCEX POOL".

Descaling cleaner to eliminate calcium deposits on the pool basin. When pool is empty.

Description	Code	Pieces/box	Weight Kg	Volume m ³
• 1 l	075311	1	1,000	0,001
• 5 l	075312	1	5,000	0,007
• 10 l	075313	1	10,000	0,012
• 20 l	075315	1	20,000	0,028
• 30 l	075314	1	30,000	0,044



"SOOT-OFF".

Cleaner for removing grease and dirt at the water rim.

Description	Code	Pieces/box	Weight Kg	Volume m ³
• 1 l	075321	1	1,000	0,001
• 5 l	075322	1	5,000	0,007
• 10 l	075333	1	10,000	0,014
• 20 l	075334	1	20,000	0,028



"CLEAN GROUTING" Grouting cleaner.

Description	Code	Pieces/box	Weight Kg	Volume m ³
• 1 l	075341	1	1,000	0,001
• 5 l	075342	1	5,000	0,007



"MORTAR-OFF" Mortar cleaner.

Description	Code	Pieces/box	Weight Kg	Volume m ³
• 1 l	075351	1	1,000	0,001
• 5 l	075352	1	5,000	0,007

Winter Care



"POOLWIC".

For Winter Care against algae growth and calcium deposits.

Description	Code	Pieces/box	Weight Kg	Volume m ³
• 5 l	07511	1	5,000	0,007
• 10 l	07512	1	10,000	0,014
• 20 l	07514	1	20,000	0,028
• 30 l	07513	1	30,000	0,044

GEMAS POOL CHEMICALS DOSING INSTRUCTIONS

PRODUCT	DESCRIPTION	FUNCTION	DOSAGE
FASTCHLOR	Stabilized Granular Dichlorine	Disinfection	0,5 kg/day for 100 m ³ pool water (Public pools) 0,5 kg/week for 100 m ³ pool water (Residential pools)
		Shocking	0,6-1 kg/15day for 100 m ³ pool water (Public pools) 0,6-1 kg/month for 100 m ³ pool water (Residential pools)
FASTCHLOR 100	Stabilized Granular Trichlorine	Disinfection	0,35 kg/day for 100 m ³ pool water (Public pools) 0,35 kg/week for 100 m ³ pool water (Residential pools)
TABCHLOR 200 gr	Stabilized Trichlorine Tablet	Disinfection	1 Tablet for 30 m ³ pool water (once 10-12 days)
H.TRICHLOR T 200 gr	Stabilized Trichlorine Tablet	Disinfection	1 Tablet for 30 m ³ pool water (once 10-12 days)
CALCIUM HYPOCHLORITE	%70 Granular/Tablet	Disinfection	200 gr/day for 100 m ³ pool water
BROMINE	Bromine Tablet	Disinfection	400 gr/day for 30 m ³ pool water
FASTCHLOR L	Sodium Hypochlorite %12	Disinfection	2,5-5 liters/day for 100 m ³ pool water
CHLORSTAB	Isocyanuric Acid	Chlorine Stabilizer	5 kg first dose for 100 m ³ pool water. Following doses according to test results max. 100 ppm
DECHLORAMIN	Non-chlorine Shock Treatment Agent	For clarifying pool water	100 gr/week for 10 m ³ pool water (Residential pools)
			150 gr/week for 10 m ³ pool water (Public pools)
OXYTRONE	Granular	Oxygen based organic cleaner	1000-1300 gr/week dose per 100 m ³ pool water (Residential pools)
			1500-1800 gr/week dose per 100 m ³ pool water (Public pools)
CHLORINE-OUT	Gralunar	Chlorine and chlorine remover	300 gr dose per 100 m ³ pool water to reduce total chlorine by 1 ppm
pH (-) DOWN	Granular	pH Down	1 kg for 100 m ³ pool water decreases pH by 0,1 unit
pH (-) DOWN L	Liquid	pH Down	1 liter for 100 m ³ pool water decreases pH by 1 unit
pH (-) DOWN HCl	Liquid	pH Reduce and Limescale cleaner	1 l dose per 100 m ³ pool water reduces pH by 0,1 and alkalinity by 0,23 ppm
pH (+) UP	Granular	pH Up	1 kg for 100 m ³ pool water increases pH by 0,1 unit
ALGEX	Liquid	Algicide	First dosage of 1,5 liters. Weekly dosage of 0,5 liter afterwards (outdoor pool)
			First dosage of 1,5 liters. Weekly dosage of 0,3 liter afterwards (indoor pool)
ALGEX PROTECTOR	Liquid	Algicide	First dosage of 1,5 liters. Weekly dosage of 0,5 liter afterwards (outdoor pool)
STARVEX	Liquid	Algicide	1 l dose for 50 m ³ pool water. 0,5 l dose in following weeks.
PUREFLOCK L	Liquid	Flocculant	30-200 ml/day for 100 m ³ pool water
CLEARFLOCK GEL	Mold Gel	Gel Flocculant	
PUREFLOCK C	Cartridge	Flocculant	1 cartridge/5-7 days for 60 m ³ pool water
MULTIFLOCK C	Cartridge	Flocculant + Anti-Algea	1 cartridge/5-7 days for 60 m ³ pool water
ACTIVE FLOCK	Liquid	Polisher	100 m ³ pool water 30-200 ml/day
MIRACLEAR	Liquid	Super Shock Clarifier	1 l first dose for 100 m ³ pool water. Same dose in following 3-4 week.
CALCEX FILTER	Granular	Anti Calcification	1 kg/15-30 days for each m ³ of filter volume
CALSTAB	Liquid	Hardness Stabilization	100-400 ml for 10 m ³ pool water.
CALCEX POOL	Liquid	Descaling Cleaner on Surface	Can be diluted at ratio of 1/5 or 1/10. Should be waited maximum 15 minutes.
SCALEX POOL	Liquid	For Cleaning Lime on Pool Surface	2,5-5 l per 100 m ³ pool water
SCALEX	Liquid	Anti-Lime for Salt-Chlorine Generators	2,5 l first dose to 100 m ³ pool water 375 ml/month or 2,5 l/6 month
SOOT-OFF	Liquid	Grease and dirt remover	Can be diluted at ratio of 1/5 or 1/10.
CLEAN GROUTING	Liquid	Grout cleaning	Can be diluted 1/5 or 1/10. Wait for 2-3 minutes and brush.
MORTAR-OFF	Liquid	Mortar cleaning	Apply on mortar. Brush with heavy duty bristles.
POOLWIC	Liquid	Winter Care Product	3 - 5 liter (According to hardness) to 100 m ³ pool Re-dose in 2 months.

Pool Problems and Solutions



PROBLEM	CAUSE	EFFECT	SOLUTION
Dull looking cloudy water	Low chlorine stabilizer (cyanuric acid) high (>100 ppm)	The first stage of algae growth	Adjust pH with FASTCHLOR L and shock chlorination
On walls, pipes, filters, etc. stone formation	pH high, CaCO ₃ Solubility exceeded, alkalinity high	Pipes blocked increase in filter pressure	pH should be adjusted continuously
Eye and skin irritation	Unsuitable pH, ineffective chlorine due to chlorination with high amount	Increase in the amount of pollution	Adjust pH with FASTCHLOR and shocking chlorination
Constantly in an eye-catching level chlorine smell	Free chlorine low, due to false shock chlorination stabilizer and bound chlorine, high (>0.2 ppm)	Insufficient disinfection	Free chlorine should be 0.8-2.0 ppm and correct shock chlorination must be done
Foaming in pool water	High-dose algaecide use and organic pollution	Cost increase	Shock chlorination and use fresh water
Non shiny water	Filtration low pH high	Insoluble suspended matter increase by amount	Check the filter, decrease pH
Colorful but clear water	Metal ions are present in the water	Metal oxidation	Adjust pH with FASTCHLOR shocking chlorinate and use CALSTAB ion holder
Bleaching in hair, clothing, vinyl coatings	Chlorine level is too high, free chlorine incorrectly measured	Cost increase due to excessive chlorine consumption	Lower the chlorine level
Colored particles present in the water	Low pH and corrosion	Metal oxidation	Raise pH
Green blurry water, slippery surfaces and algae	Low chlorine level too much stabilizer	Algae growth	Adjust pH, perform shock chlorination
Green or brown algae	Lower free chlorine in water	Inadequate disinfection and algae re-production	Adjust pH with FASTCHLOR shocking chlorine, use anti-algae. Brush the surfaces and clean

Water Parameters of Pool Water

- (1) It is checked in the pools where chlorine compounds with stabilizers are used for disinfection of water.
- (2) Hydrogen peroxide should be within the range of 40-80 when "hydrogen peroxide + biguanide" is used for disinfection of water. In this case it is acceptable that pH 8.2, ammonium 1.5 and total level of alkalinity suitable up to level 220. No free chlorine measurement is done in these pools but hydrogen peroxide and biguanide are measured.
- (3) It is checked in the pools where Chlorine and chlorinated compounds are used for water disinfection.
- (4) It is the exact required level where Ozone, UV, chlorine dioxide and other disinfection systems are used in the pools for water disinfection.
NOTE: Hydrogen peroxide, biguanide and free chlorine measurements are made on pool site.
Our company reserves the right to make changes in all listed products without notifying the customer.

Annex-1 Chemical Properties

Parameter	Analysis Range	Unit	Limit Values	
			Minimum	Maximum
Cyanuric acid ⁽¹⁾	Once a month	mg/l	-	100
Biguanid ⁽²⁾			2	30
Hydrogen peroxide ⁽²⁾			40	80
pH ⁽²⁾			6,5	7,8
Ammonium ⁽²⁾				0,5
Nitrite				0,5
Nitrate				50
Copper				1
Aluminum				0,2
Total alkalinity ⁽²⁾ (CaCO ₃)			30	180
Bound chlorine ⁽³⁾				0,2
Indoor swimming pool water free chlorine ⁽³⁾			1	1,5
Open swimming pool water free chlorine ⁽³⁾			1	3
Free chlorine ⁽⁴⁾	0,3	0,6		

Test Kits with Liquid Reagents

TEST KIT FOR CHLORINE AND pH WITH LIQUID REAGENTS.
Complete with 25 cc OTO and PHENOL RED Liquid reagents.

Description	Code	Pieces/ box	Weight Kg	Volume m ³
	08211	1	0,170	



LIQUID REAGENTS

Description	Code	Pieces/ box	Weight Kg	Volume m ³
• CHLORINE OTO - 25 cc	082111	1	0,028	
• PHENOL RED - 25 cc	082112	1	0,028	



TOTAL HARDNESS TEST KIT. By titration method.

Description	Code	Pieces/ box	Weight Kg	Volume m ³
	08221	7	1,120	0,006



Test Kits with Tablet Reagents

TEST KIT WITH TABLETS.
For Free Chlorine and pH. Includes 10 pieces of test agents.

Description	Code	Pieces/ box	Weight Kg	Volume m ³
	08111	10	0,160	0,0004



TEST KIT FOR CHLORINE/BROMINE, pH & ALKALINITY

Description	Code	Pieces/ box	Weight Kg	Volume m ³
PT 500	08131	1	0,160	0,0004



Stick Test Kits



AQUACHECK "YELLOW" STICK TEST KITS.

Indicates pH, Free Chlorine, Total Alkalinity and Cyanuric Acid Level. Colormetric based measure system. Includes 50 pieces of test sticks.

Description	Code	Pieces/box	Weight Kg	Volume m ³
AQUACHECK YELLOW - For 50 Tests	0831	1	0,050	0,0008



POOL ID STRIP SALINITY TEST KIT.

It measures salinity between 0 - 8000 ppm. There are 20 pieces of test strips in the box.

Description	Code	Pieces/box	Weight Kg	Volume m ³
SALINITY TEST KIT	0835	1		

Electronic Photometer - Test Strips & Readers



AQUACHECK "TRUTEST" DIGITAL TEST STRIPS & READER.

pH, free chlorine and total alkalinity. After the AQUACHECK TRUTEST test strips are immersed in the pool water, the measurement is made by placing it on the TruTest device. It eliminates the risk of making wrong measurements due to users distinguishing colours incorrectly. It reports on the left of the screen that the measured values are low, ideal or high. Keeps the last 9 measurements in its memory. For bromine measurement, multiply the Chlorine measurement obtained by 2.2. Works with 2 alkaline batteries.

Description	Code	Pieces/box	Weight Kg	Volume m ³
• AQUACHECK TRUTEST	0841	1	0,236	0,0018
• AQUACHECK TRUTEST	08411	1	0,042	0,0008
• Replacement Test Strips - 50 pcs				

Photometer Test Kits



"POOLLAB"

Photometric test kit. Total / Bound Chlorine, Ph, Alkalinity, Cyanuric Acid, Total Hardness, Active Oxygen, Bromine, Chlordioxide, Ozone, Hydrogen peroxide can be measured.

There are reagents for the first four parameters in the kit. Other reagents should be purchased extra on request. It can be connected to a **smartphone** via Bluetooth. When the test results are synchronized, the software and the preloaded chemicals in the application will suggest the required dose. The user can print these results.

The poollab, which is an IP68 rated device, can be safely submersed into the body of water to be sampled.

Description	Code	Pieces/box	Weight Kg	Volume m ³
POOLLAB 5 in 1 kit	0844	1		

Photometer Test Kits

“POOLLAB 2.0”

Poollab 2.0 Photometric Tester. It can measure 24 different parameters. It can measure 3 parameters at the same time with 3 chambers side by side. With IP68 protection, it allows easy sampling by immersing it in the pool water. It automatically synchronizes with Labcom software over the Cloud with Bluetooth and Wi-fi features. Test results are recorded under the account names determined by the user. With the LabCom software, the results can be printed out, the active chlorine in the water or the required chemical doses can be calculated. Complete with tablets for pH, Total Chlorine, Free Cloe, Alkalinity and Cyanuric Acid Tests.



Description	Code	Pieces/box	Weight Kg	Volume m ³
POOLLAB 2.0	0845	1		

“PRIMELAB” Multitest.

Photometric test kit. Options with 5 in 1 kit which measures Total/Combined Chlorine, pH, Alkalinity, Total Hardness and Cyanuric Acid. Pro kit includes parameters Total / Combined Chlorine, Bromine, pH, Alkalinity, Cyanuric Acid, Ammonify, Nitrite, Nitrat, Copper, Aluminium, Hidrogen Peroxide, Biguanide, Color and Turbidity). Complete with all necessary agents calibration and measurement equipment and carrier case. For spare part agent prices, please see page 201. It can be connected via bluetooth to smartphones, tablets and PCs.

The necessary chemical dosages and comments to the test results are given as suggestions with the help of software or application.



Description	Code	Pieces/box	Weight Kg	Volume m ³
• Primelab 5 in 1 Kit	0848	1		
• Primelab Pro Kit	0849	1		
• Parameter Addition	0843			

Test Kits With Disc Comparator

With 5 in 1 kit, Free chlorine, pH, total alkalinity, total hardness and cyanuric acid are measured. The result is given by comparing the sample color with color disc. Complete with all agents, sample tubes and carrier bag.

Description	Code	Pieces/box	Weight Kg	Volume m ³
• 5 in 1 Test Kit , with disc comparator	0850	1		
• Phosphate Test Kit, with disc comparator	0851	1		



0850



0851

Tablet Reagents



“DPD1 FREE CHLORINE REAGENT. (1 Folio includes 10 tablets)

Description	Code	Pieces/box	Weight Kg	Volume m ³
• DPD1 – Folio	081111	50	0,128	0,001
• Box inc. 500 pcs	0811111	1	0,170	0,0009
• Box inc. 1000 pcs..	0811112	1		



PHENOL RED REAGENT. (1 Folio includes 10 tablets)

Description	Code	Pieces/box	Weight Kg	Volume m ³
• Phenol Red – Folio	081112	50	0,128	0,001
• Box inc. 500 pcs	0811121	1		
• Box inc. 1000 pcs..	0811122	1		

DPD3 DEPENDENT CHLORINE AGENT. (1 Folio includes 10 tablets)

Description	Code	Pieces/box	Weight Kg	Volume m ³
• DPD3 – Folio	081113	50	0,128	0,001
• Box inc. 500 pcs	0811131	1	0,170	0,0009
• Box inc. 1000 pcs..	0811132	1		

Photometer Tablet Reagents

Below spare agents for 250 pieces packages. PLS. ASK PRICE.

Description	Description
TABLET REAGENTS	
Alkalinity - M	Chlor dioxide - Glycine
Cholorine - DPD1	Total Hardness
Cholorine - DPD3	Iron
Cyanuric Acid	Phosphate - No:1
Calcium Hardness	Phosphate - No:2
pH - Phenol Red	Sodium Hypochloride 1
Aluminium - No:1	Sodium Hypochloride 2
Aluminium - No:2	Sulphate
Ammonia - No:1	Urea - Amonia No:1
Ammonia - No:2	Urea - Amonia No:2
Bromine - DPD1	Zinc - Copper Zinc
Bromine - Glycine	Zinc - EDTA
Copper - No:1	
Copper - No:2	LIQUID REAGENTS
Nitrite	Hydrogen Peroxide - No:1
Ozone - DPD1	Hydrogen Peroxide - No:2
Ozone - DPD2	Nitrate - No:1
Ozone - DPD3	Nitrate - No:2
PHMB	Chlorine - No:1
Chloramine DPD1	Chlorine - No:2
Chloramine DPD2	Chlorine - No:3
Chloramine DPD3	Iron - No:1
Chloride - No:1	Iron - No:2
Chloride - No:2	pH
Chlor dioxide - DPD1	Urea - No:3
	Urea - No:4

PROOF OF POSITION



09 Cleaning Equipment 206

10 Heating Equipment 227



“Residential” Robotic Pool Cleaners



DOLPHIN “E20” ROBOTIC POOL CLEANERS.

The Dolphin E 20 is designed for residential pools up to 10m length. Compact powerful cleaning machine filters out unwanted fine debris. It features a 24 V motor unit and 15m long cable. It has a cleaning cycle duration of 2 hours and an automatic program for optimal pool cleaning. E20 provides floor and wall coverage, making whole pool exceptionally clean. Also, allows users to clean the filter without touching the debris by only unsnapping from the bottom, lifting filter out from top and rinsing it easily. Moreover, lightweight and ergonomic structure of this robotic pool cleaner allows every user to comfortably handle and lift it. It has a Fine Filter Kit for easy access and cleaning. The warranty period of 2 years.

Description	Code	Pieces/box	Weight Kg	Volume m ³
“E20” Automatic Pool Cleaner	091210	1	11,000	



DOLPHIN “E25” ROBOTIC POOL CLEANERS.

The Dolphin E 25 is designed for residential pools up to 10m length. Compact and powerful cleaning machine filters out unwanted fine debris. It features a 24 V motor unit and 15m long cable. It has a cleaning cycle duration of 2 hours and an automatic program for optimal pool cleaning. In terms of technical features, E25 also has Automation Mode and Weekly Timer features. It provides floor and wall coverage, making whole pool exceptionally clean. Moreover, it allows users to clean the filter without touching the debris by only unsnapping from the bottom, lifting filter out from top and rinsing it easily. Moreover, lightweight and ergonomic structure of this robotic pool cleaner allows every user to comfortably handle and lift it. It has a Combined Filter Kit for easy access and cleaning. It has additional Ultra-Fine Filter Kit in the box. The warranty period of 2 years.

Description	Code	Pieces/box	Weight Kg	Volume m ³
“E25” Automatic Pool Cleaner	091212	1	11,000	



DOLPHIN “E30” ROBOTIC POOL CLEANERS.

The Dolphin E 30 is designed for residential pools up to 12m in length. Compact and powerful cleaning machine filters out unwanted fine debris. It features a 24 V motor unit and 18m long cable. It has a cleaning cycle duration of 2 hours and an automatic program for optimal pool cleaning. E30 provides floor, wall and waterline coverage, making whole pool exceptionally clean. Moreover, it allows users to clean the filter without touching the debris by only unsnapping from the bottom, lifting filter out from top and rinsing it easily. Moreover, lightweight and ergonomic structure of this robotic pool cleaner allows every user to comfortably handle and lift it. It has a Combined Filter Kit for easy access and cleaning. It has additional Ultra-Fine Filter Kit in the box. The warranty period of 2 years.

Description	Code	Pieces/box	Weight Kg	Volume m ³
“E30” Automatic Pool Cleaner	091213	1	11,000	

“Residential” Robotic Pool Cleaners

DOLPHIN “E35” ROBOTIC POOL CLEANERS.

The Dolphin E 35 is designed for residential pools up to 12m length. Compact and powerful cleaning machine filters out unwanted fine debris. E 35 has an intense scrubbing for an unmatched cleaning which provides floor, walls and waterline cleaning for maximum pool coverage. It has also innovative anti tangling swivel cable technology for agile and smooth movement called Tangle-Free Cable. It features a 24 V motor unit and 18m long cable. The lightweight design is easy for lifting and handling. It has PowerStream™ Technology with Multi-directional jets, better grip for maneuvering and cleaning on all pool surfaces. Additionally caddy is included with E 35 model. Moreover, lightweight and ergonomic structure of this robotic pool cleaner allows every user to comfortably handle and lift it. It has a cleaning cycle duration of 2 hours and an automatic program for optimal pool cleaning. It has a Combined Filter Kit for easy access and cleaning. **The warranty period of 2 years.**



Description	Code	Pieces/ box	Weight Kg	Volume m ³
“E35” Automatic Pool Cleaner	091214	1	11,000	

DOLPHIN “S100” ROBOTIC POOL CLEANERS.

The Dolphin S100 is a self-powered pool cleaner with a 12 m cable suitable for pools up to 8 m in length. It has a 1.5-hour cleaning period and is self-programmed for optimal pool cleaning. The S100 prevents algae and bacteria formation by using a double brushing system that moves twice as fast as the robot, effectively brushing the entire pool surface. It cleans the pool floor, walls, and waterline. The S100 operates in standard cleaning mode with a new generation energy-saving power unit. It comes with a mesh filter for collecting coarse dirt and a cartridge filter for finer cleaning. **The S100 has a warranty period of 2 years.**



Description	Code	Pieces/ box	Weight Kg	Volume m ³
“S100” Automatic Pool Cleaner	091208	1	11,000	

DOLPHIN “S200” ROBOTIC POOL CLEANERS.

The Dolphin S200 is designed for residential pools up to 12 m in length. It features a 24 V motor unit and an 18 m cable. The cleaning cycle duration is 2 hours, and it has an automatic program for optimal pool cleaning. The S200 cleans the pool surface, walls, and waterline. It adjusts the vacuum according to slipperiness during climbing on the walls to prevent slipping. **With the patented POWERSTREAM technology, it offers effective movement and maneuvering features.** The active brush moves twice as fast as the robot, removing algae and bacteria from the walls and bottom. The S200 operates in standard cleaning mode with a new generation energy-saving power unit. It has a 2-layer filtering system with a cartridge filter for finer debris and a net filter for coarse dust. **The S200 comes with a warranty period of 3 years.**



Description	Code	Pieces/ box	Weight Kg	Volume m ³
“S200” Automatic Pool Cleaner	091203	1	12,000	

“Residential” Robotic Pool Cleaners



DOLPHIN “S300” ROBOTIC POOL CLEANERS.

The Dolphin S300 is a self-powered pool cleaner with an 18 m cable suitable for pools up to 12 m in length. It offers cleaning periods of 1 and 2 hours and is self-programmed for optimal pool cleaning. **The S300 utilizes patented POWERSTREAM technology for effective movement, maneuvering, and cleaning of the pool floor, walls, and waterline.** It prevents algae and bacteria formation with its double brushing system that moves twice as fast as the robot. The S300 operates in standard cleaning mode with a new generation energy-saving power unit. It features a new layered filter that separates dirt by dimension, trapping small and large-sized debris separately, which reduces filter clogging. **The S300 includes a caddy and comes with a warranty period of 3 years.**

Description	Code	Pieces/box	Weight Kg	Volume m ³
“S300” Automatic Pool Cleaner	091209	1	19,000	



DOLPHIN “S300i” ROBOTIC POOL CLEANERS.

The Dolphin S300i is designed for residential pools up to 12 m in length. It features a 24 V motor unit and an 18 m cable. The cleaning cycle duration can be adjusted between 1, 1.5, 2, or 2.5 hours. The S300i has an automatic program for optimal pool cleaning and effectively cleans the pool surface, walls, and waterline. It adjusts the vacuum according to slipperiness during wall climbing to prevent slipping. **With patented POWERSTREAM technology, it offers the most effective movement and maneuvering features.** The active brush moves twice as fast as the robot, removing algae and bacteria from the walls and bottom. The S300i has different cleaning modes such as fast, standard, ultra-clean, floor only, and waterline cleaning. It also includes a weekly timer and delayed start options. The S300i has a 2-layer filtering system with a net filter for coarse debris and a cartridge filter for finer debris. It can be controlled via the “Mydolphin” application on smartphones. **The S300i comes with a caddy and a warranty period of 2 years.**

Description	Code	Pieces/box	Weight Kg	Volume m ³
“S300i” Automatic Pool Cleaner	091204	1	19,000	

“Cordless” Robotic Pool Cleaners

DOLPHIN “LIBERTY 200” ROBOTIC POOL CLEANER

The Dolphin Liberty 200 is a self-powered, cordless robotic pool cleaner designed for residential pools up to 12 meters in length. It has a cleaning period of 1.5 hours and requires a 6-hour charge after each use to reach full battery capacity. **The battery charge rate is indicated by a 3-LED indicator. The Liberty 200 features an ECO MODE option, allowing it to work for half an hour, three times a week, with 48-hour intervals between each short cycle, without requiring charging. The Liberty 200 has a brush that moves 2 times faster than the robot, effectively removing algae and bacteria from the floor and walls. It has a combined filter system. The transparent top cover design allows easy observation of filter pollution. It comes with a magnetic connect inductive Charge Unit and has a warranty period of 2 years.**



Description	Code	Pieces/box	Weight Kg	Volume m ³
“Liberty 200” Robotic Pool Cleaner	091222	1	19,000	

DOLPHIN “LIBERTY 300” ROBOTIC POOL CLEANER

The Dolphin Liberty 300 is a self-powered, cordless robotic pool cleaner designed for residential pools up to 12 meters in length. It has a cleaning period of 1.5 hours and requires a 6-hour charge after each use to reach full battery capacity. **The battery charge rate is indicated by a 3-LED indicator. The Liberty 300 features an ECO MODE option, allowing it to work for half an hour, three times a week, with 48-hour intervals between each short cycle, without requiring charging. It includes a “Cycle Selector” feature that allows users to change cleaning periods. The Liberty 300 uses a smart “Click Up” system to climb the nearest wall when the cleaning cycle is complete, making it easier to retrieve from the water. It comes with a “Pick Up Hook” apparatus for easier removal from the pool floor. The Liberty 300 has a brush that moves 2 times faster than the robot, effectively removing algae and bacteria from the floor and walls. It has a combined filter system and includes 2 extra spare filters. The transparent top cover design allows easy observation of filter pollution. It comes with a magnetic connect inductive Charge Unit and has a warranty period of 2 years.**



Description	Code	Pieces/box	Weight Kg	Volume m ³
“Liberty 300” Robotic Pool Cleaner	091220	1	19,000	

DOLPHIN “LIBERTY 400” ROBOTIC POOL CLEANER

The Dolphin Liberty 400 is a self-powered, cordless robotic pool cleaner designed for residential pools up to 12 meters in length. It has a cleaning period of 1.5 hours and requires a 6-hour charge after each use to reach full battery capacity. The battery charge rate is indicated by a 3-LED indicator. **Similar to the Liberty 300, the Liberty 400 also features an ECO MODE option that allows it to work without charging by operating for half an hour, three times a week, with 48-hour intervals between each short cycle. It offers a “Cycle Selector” feature for changing cleaning periods. The Liberty 400 utilizes the smart “Click Up” system to climb the nearest wall when the cycle time is complete, facilitating easy removal from the water. With the “Pick Up Hook” apparatus, removing the robot from the pool becomes easier. The Liberty 400 incorporates the “My Dolphin Plus” application for control and activation of cleaning periods, selection of different cleaning modes and cycle times, and notifications regarding the robot’s charge status, all conveniently managed from a smartphone. It has a brush that moves 2 times faster than the robot, effectively eliminating algae and bacteria by brushing the floor and walls. The Liberty 400 includes a combined filter system with 2 extra spare filters. The transparent top cover design allows easy observation of filter pollution. It comes with a magnetic connect inductive charge unit and has a warranty period of 3 years.**



Description	Code	Pieces/box	Weight Kg	Volume m ³
“Liberty 400” Robotic Pool Cleaner	091221	1	19,000	

“M Series” Automatic Pool Cleaners

**2 years
Parts
WARRANTY**



DOLPHIN “M250” ROBOTIC POOL CLEANERS.

The Dolphin M250 is designed for home pools up to 10 m in length. It has a self-powered 24 V motor with a 70-micron filter and an 18 m cable. The cleaning period is 3 hours, and it is self-programmed for optimal pool cleaning. The M250 cleans the pool floor, walls and hard-to-reach corners. **It comes with a patented Tangle Free Cable swivel system to prevent cable damage and includes a caddy. The warranty period is 2 years.**

Description	Code	Pieces/box	Weight Kg	Volume m ³
“M250” Automatic Pool Cleaner	091173	1	16,000	

**3 years
Parts
WARRANTY**

**ALL PALLETES
ARE W/ WINDER BRUSH
PRICE INCLUSIVE**



DOLPHIN “M400” ROBOTIC POOL CLEANERS.

The Dolphin M400 is suitable for home pools between 10-12 m in length. It features a self-powered 24 V motor with a low micron cartridge or mesh filter. It comes with an 18 m cable and has a flow rate of 16 m³/h. The cleaning period is 2.5 hours, and it is self-programmed and microprocessor-controlled for optimal pool cleaning. The M400 climbs the pool walls up to the waterline and offers weekly programming with the options 'once a day, every two days, and every three days' via the power supply unit. With the 'My Dolphin' smartphone application, it provides manual use and weekly programming via the Internet. It includes triple active brushes and easy interchangeable filter panels.

GYROSCOPE technology advanced system ensures accurate scanning for systematic coverage of floor, walls and waterline. Without caddy. The warranty period is 3 years.

Description	Code	Pieces/box	Weight Kg	Volume m ³
• “M400” Automatic Pool Cleaner	091181	1	24,000	
• “M400” Caddy	091181C	1		

**3 years
Parts
WARRANTY**

**ALL PALLETES
ARE W/ WINDER BRUSH
PRICE INCLUSIVE**



DOLPHIN ‘M500’ ROBOTIC POOL CLEANERS.

The Dolphin M500 is designed for home pools between 12-15 m in length. It is a user-friendly pool cleaner with a new generation remote control power unit for setup and programming. It has a self-powered with interchangeable low micron or mesh filters. The M500 features an 18 m cable and a flow rate of 16 m³/h. The cleaning period can be set as 2, 3, or 4 hours, and it is self-programmed for optimal cleaning. It climbs the pool walls up to the waterline and offers various cleaning program options. **The M500 can be controlled remotely through the “MyDolphin” application. It includes a Tangle Free Cable Swivel System and has a warranty period of 3 years.**

Description	Code	Pieces/box	Weight Kg	Volume m ³
“M500” Automatic Pool Cleaner	091182	1	24,000	0,070



Scans the whole pool



Effective cleaning with the third brush



Easy access to the filters from the top

“M Series” Automatic Pool Cleaners

DOLPHIN “M550” ROBOTIC POOL CLEANERS.

The Dolphin M500 is designed for home pools between 12-15 m in length. It is a user-friendly pool cleaner with a new generation remote control power unit for setup and programming. It has a self-powered with interchangeable low micron or mesh filters. The M550 features an 18 m cable and a flow rate of 16 m³/h. The cleaning period can be set as 2, 3, or 4 hours, and it is self-programmed for optimal cleaning. It climbs the pool walls up to the waterline and offers various cleaning program options. **The M550 can be controlled remotely through the "MyDolphin" application. It includes a Tangle Free Cable Swivel System and has a warranty period of 3 years.**

Description	Code	Pieces/box	Weight Kg	Volume m ³
"M550" Automatic Pool Cleaner	091185	1	16,000	



DOLPHIN “M600” ROBOTIC POOL CLEANERS.

The Dolphin M600 is designed for pools up to 15 m in length. It is self-powered and has a 18 m cable and offers programmable cleaning periods of 1.5, 2, or 2.5 hours. The M600 features **Dual Drive Powerstream** technology, providing improved movement, maneuverability, and cleaning ability for the pool floor, walls, and waterline. It includes a double-speed brushing system to prevent algae and bacteria growth. It is available with fast, standard, ultra-clean mode cleaning options. The M600 has a new layered filter that separates dirt by dimension, trapping small and large-sized debris separately, which reduces filter clogging. It can be remotely controlled through the "MyDolphin Plus" application. **It includes a caddy and has a warranty period of 3 years.**

Description	Code	Pieces/box	Weight Kg	Volume m ³
"M600" Automatic Pool Cleaner	091183	1	24,000	



DOLPHIN “M700” ROBOTIC POOL CLEANERS.

The Dolphin M700 is designed for pools up to 15 m in length. It is self-powered and has a 18 m cable and offers programmable cleaning periods of 1.5, 2, or 2.5 hours. The M700 features **Dual Drive Powerstream** technology, providing improved movement, maneuverability, and cleaning ability for the pool floor, walls, and waterline. It includes a double-speed brushing system to prevent algae and bacteria growth. It is available with fast, standard, ultra clean & fast mode cleaning options. The M700 has a new layered filter that separates dirt by dimension, trapping small and large-sized debris separately, which reduces filter clogging. It can be remotely controlled through the "MyDolphin Plus" application. **It includes a caddy and has a warranty period of 3 years.**

Description	Code	Pieces/box	Weight Kg	Volume m ³
"M700" Automatic Pool Cleaner	091186	1	24,000	



Automatic Pool Cleaners for Special Pools

DOLPHIN "BIO-S" ROBOTIC POOL/POND CLEANERS.

The Dolphin Bio-S is specifically designed for 15 m **ecologic/natural swimming pools and ponds**. It features an 18 m cable with patented swivel system to prevent cable damage and a cleaning cycle duration of 2, 3, or 4 hours. The Bio-S features a 70-micron cartridge filter and an additional vacuum line specifically designed to gather coarse debris. This allows larger items like leaves and mud to be collected in a central filter, while the cartridge filter captures smaller particles. When used together with can provide effective and automatic cleaning for pools without a vacuum line. The "BIO-S" comes with a standard extra 3rd brush for improved cleaning performance. **It is complete with a user-friendly remote control, power unit, and a caddy. The warranty period is 2 years.**



Description	Code	Pieces/box	Weight Kg	Volume m ³
"BIO-S" Automatic Pool Cleaner	091211	1	24,000	

Automatic Pool Cleaners for Commercial Pools

DOLPHIN "2 x 2 PRO GYRO" ROBOTIC POOL CLEANER.

The Dolphin 2 x 2 Pro Gyro is a commercial pool cleaner designed for pools up to 35 m in length. It has two 50-micron self-filters, 40 m of cable, a 24 V motor unit and a flow rate of 32 m³/h. The cleaning cycle duration can be selected as 4, 6, or 8 hours. It features gyroscope navigation for precise pool scanning. Different cleaning modes and parameters such as cycle time, pool length, climbing frequency, regular or ultra cleaning, water line definition can be selected for optimal cleaning. The 2 x 2 Pro Gyro climbs the pool walls and waterlines and includes a remote control. **It comes with a caddy and has a warranty period of 2 years.**



Description	Code	Pieces/box	Weight Kg	Volume m ³
"2 x 2 PRO GYRO" Auto. Pool Cleaner	091151	1	44,000	0,340

DOLPHIN "WAVE 80" ROBOTIC POOL CLEANERS.

The Dolphin Wave 80 is effective for pools up to 20 m in length. It features a double motion axle for pool scanning and comes with 70-micron permanent or disposable filters. The Wave 80 has a 24 m cable, a 24 V motor, a flow rate of 16 m³/h, and a 3-hour cleaning cycle duration. It includes a patented swivel system to prevent cable damage. Climbing interval is 8 minutes. **Comes with a caddy. The warranty period is 3 years.**



Description	Code	Pieces/box	Weight Kg	Volume m ³
"WAVE 80" Automatic Pool Cleaner	091216	1	23,000	

Automatic Pool Cleaners for Commercial Pools

DOLPHIN "WAVE 90i" ROBOTIC POOL CLEANERS.

The Dolphin Wave 90i is effective for pools up to 20 m in length. It features a double motion axle for pool scanning and comes with 70-micron permanent or disposable filters. The Wave 90i has a 24 m cable, a 24 V motor, a flow rate of 16 m³/h, and a 3-hour cleaning cycle duration. It includes a patented swivel system to prevent cable damage. Climbing interval is 8 minutes. **Comes with a caddy. The warranty period is 2 years.**

Description	Code	Pieces/ box	Weight Kg	Volume m ³
"WAVE 90i" Automatic Pool Cleaner	091218	1	23,000	



DOLPHIN "WAVE 100" ROBOTIC POOL CLEANERS.

The Dolphin Wave 100 is user-friendly and suitable for pools up to 25 m in length. It features a double motion axle for efficient pool scanning in 4 hours and comes with 70-micron permanent or disposable filters. The Wave 100 has a 24 m cable, a 24V motor, a flow rate of 16 m³/h, and a 3-hour cleaning cycle duration. It includes a patented swivel system to prevent cable damage. Climbing interval is 8 minutes. **The warranty period is 3 years.**

Description	Code	Pieces/ box	Weight Kg	Volume m ³
"WAVE 100" Automatic Pool Cleaner	091142	1	25,000	
"WAVE 100" Caddy	091142C	1		



DOLPHIN "WAVE 200" ROBOTIC POOL CLEANER.

The Dolphin Wave 200 is designed for professional cleaning in pools up to 40 m in length. It has a unique filtration system that separates dust particles into three different sizes and provides increased filtration area by cycling the water. The Wave 200 features a Man-Machine Interface (MMI) that allows users to input the pool specifications for maximum performance. It has highly precise navigation capabilities and active brushes to prevent algae and bacteria growth and a flow rate of 40 m³/h. **The Wave 200 comes with a caddy and has a warranty period of 3 years.**

Description	Code	Pieces/ box	Weight Kg	Volume m ³
"WAVE 200" Automatic Pool Cleaner	091207	1	91,000	



Automatic Pool Cleaners for Commercial Pools

DOLPHIN "WAVE 300 XL" ROBOTIC POOL CLEANER.

The Dolphin Wave 300 XL is designed for commercial pools up to 60 m in length. It comes with 50-micron filters in three different types: standard, coarse, and disposable. The Wave 300 XL includes a caddy, a user-friendly interactive control panel, and a remote control. It guarantees 100% pool scanning using navigation technology unique to automatic pool cleaners. The cleaner can memorize four different pools, and it comes with a warranty period of 2 years.



Description	Code	Pieces/box	Weight Kg	Volume m ³
"WAVE 300 XL" Auto. Pool Cleaner	091161	1	101,000	0,150



Wave 300 XL entrance to pool.



Wave 300 XL can be controlled remotely.

Crystal clear pools with the 21st century technology

"Dolphin Wave 300 XL"



Wave 300 XL, is the new generation automatic pool cleaner of MAYTRONICS; world leader in the sector of automatic pool cleaners. Wave 300 XL is designed specifically for the systematic and stable cleaning of the olympic pools as a highly professional robot compared to all other robots in the market.



Dolphin Wave 300 XL



50 microns filter system



Digital control panel



Remote control device

Active Brush System: Hard brushes of polyethylene plastic brushes and rubs the pool and prevents algae and bacteria. Small brushes on the sides reaches to every edge, corner and water line.

Scanning Method: WAVE 300 XL has a navigation brain unique in the market which guarantees 100% scanning.

Filtration: Automatic pool cleaners cleans the pool with their integrated filters. This is an advantage compared to manual cleaners which uses the pool filter, as they cause faster blockage of the filter. This results with more back washing, so more loss of water and chemicals. As all other automatic pool cleaners

WAVE 300 XL is environmentally-friendly and economic in this sense. Moreover, with 40 m³/h vacuum rate and 50 micron filter **WAVE 300 XL** offers you much more than manual cleaning.

MMI: All the control of the robot is realized with the interactive digital interface panel which is called MMI. With this state of the art device you may set all the parameters of the robot, give comment for delayed start up in order to wait for the sedimentation of dirt on the floor, or give comment for automatically going in and out of the water. You may also control the robot manually with the remote control. Although **WAVE 300 XL** is a heavy duty robot, it is the leading public pool cleaner in the market with the highest performance/cost ratio in the market and with the easiness of its use and maintenance.

Dolphin Robot Cleaners Selection Table

	E 10	S 100	S 200	S 300	S 300i	Liberty 300	Liberty 400	M 200	M 400	M 500	M 600	WAVE 30	C4	WAVE 80	WAVE 100	WAVE 200	2X2 PRO GYRO	WAVE 300XL	BxO-S	
Only Floor	●																●	●	●	
Walls and Floor		●	●	●	●	●	●	●	●	●	●	●	●	●	●	●		●		
Floor, Walls and Water Line		●	●	●	●		●		●	●	●	●	●	●	●	●		●		
Smart Scan	●	●	●	●	●	●	●	●	●	●	●	●	●	●	●	●	●	●	●	●
Extra Brush									●	●									●	
Type of Brush	PVC	PVC	PVC	PVC	PVC	PVC	PVC	Com-bined	Wonder Brush	Wonder Brush	PVC	Wonder Brush	Wonder Brush	Wonder Brush	Wonder Brush	PVC	Wonder Brush	PVC	PVC	
Pool Length (m)	8	8	12	12	12	10	10	18	12	12-15	15	15-18	20	18-20	20-25	30-40	40-43	43-50	15	
Easy Access to Filter	●	●	●	●	●	●	●		●	●	●		●	●		●		●	●	
Swivel				●	●				●	●	●	●	●	●	●	●		●		●
Caddy				●	●			Stand	●	●	●	●	●	●	●	●	●	●	●	●
Remote Control					Smart Phone		Smart Phone		Smart Phone	●	Optional		●		●	●	●	●	●	●
Warranty (Year)	2	2	2	2	2	2	3	2	3	3	3	3	2	3	3	3	2	2	2	
Cycle Time (Hour)	1.5	1.5	2	2	1.5, 2, 2.5	1.5	1.5	3	2.5	1.5, 2.5, 3.5	1.5, 2, 2.5	3	1.5, 2.5, 3.5	3	4, 6, 8	1-8	4, 6, 8	1-8	2, 3, 4	
MyDolphin SmartPhone					●		●		●	●	●								●	
Timer					●														●	
Full Filter Alert					●		●			●	●				●	●	●	●	●	

Rechargeable Cordless Vacuum Cleaner

RECHARGEABLE CORDLESS VACUUM CLEANER.

It is an ideal pool cleaner for all types and sizes of pools, which can be carried by hand with a long and telescopic pole, without the need for a hose and electrical cable, and operates with a rechargeable battery. The product is equipped with a removable brush head, which can conveniently brush the floor, walls and corners of the pool. This device with a battery capacity of 2500mAh can be used for up to 60 minutes without running out of charge. Replaceable-removable brush head. Besides its own 2 meter telescopic pole, it can also be used with Gemas telescopic poles with clip. 2 years warranty.



Product is compatible for all sizes of GEMAS telescopic poles with clip.

Description	Code	Pieces/box	Weight Kg	Volume m ³
Rechargeable Cordless Vacuum Cleaner	091230	1	2,000	

PS: Compatible with all GEMAS Telescopic Poles



Shortest pole size



Removable brush head

60 min. battery capacity

Automatic Suction Pool Cleaner



GEMAS "S250 AUTOMATIC SUCTION POOL CLEANER".

Operates on hydraulic vacuuming principle. Complete with 11 m special hose.

Description	Code	Pieces/box	Weight Kg	Volume m ³
S250 Automatic Cleaner	09123	1	6,290	0,069



HOSE FOR GEMAS "S250 AUTOMATIC SUCTION POOL CLEANER". 1 m


Description	Code	Pieces/box	Weight Kg	Volume m ³
S250 Hose	09123Y01	1		

Compact Suction Cleaner Unit - Cartridge Filter

Compact Suction Cleaner.

Assembled on a st. steel wheel caddy, complete with cartridge filter, monophase self-priming pump, Poolvac manual cleaner, hose, telescopic pole and checkvalve. Fuse and 18 m cable included. Designed for pools which do not have suction inlet. Can be used as a filtration unit as well.

Description	Code	Pieces/ box	Weight Kg	Volume m ³
• 11 m ³ /h - 0,75 HP Pump	093101	1	37,000	
• 16 m ³ /h - 1 HP Pump	093102	1	40,000	



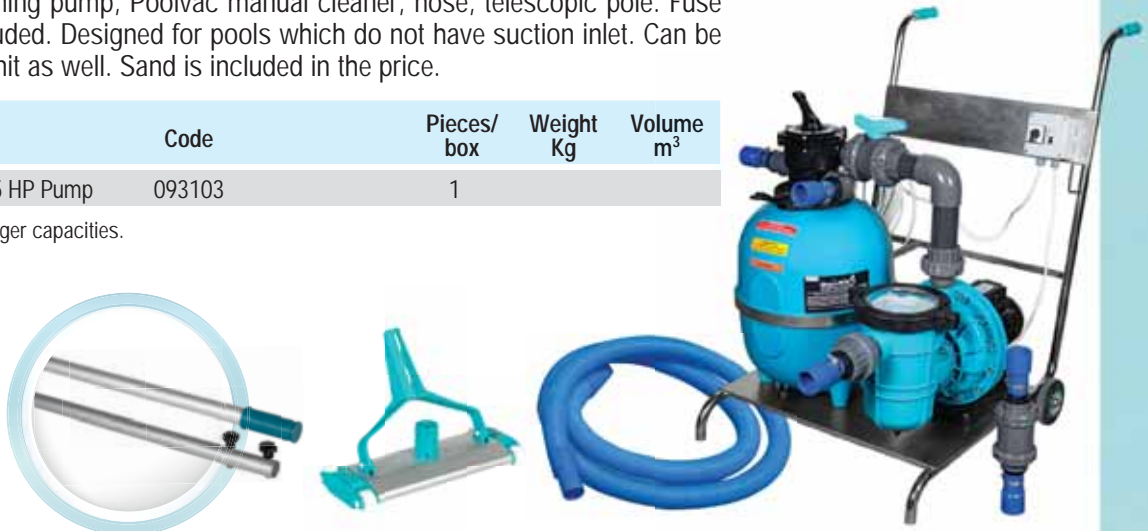
Compact Suction Cleaner Unit - Sand Filter

Compact Suction Cleaner.

Assembled on a st. steel wheel caddy, complete with sand filter, filtration media, monophase self-priming pump, Poolvac manual cleaner, hose, telescopic pole. Fuse and 18 m cable included. Designed for pools which do not have suction inlet. Can be used as a filtration unit as well. Sand is included in the price.

Description	Code	Pieces/ box	Weight Kg	Volume m ³
6 m ³ /h. Sand Filter - 0,5 HP Pump	093103	1		

PS: Please ask price for larger capacities.



Manual Pool Cleaners



GEMAS "POOLVAC" Pool Cleaner.

For concrete pools. Anodized aluminum body.

Description	Code	Pieces/box	Weight Kg	Volume m ³
• With butterfly nut, 11/2" -L=346 mm	092111	1	2,382	0,012
• With butterfly nut, 11/2" -L=456 mm	092112	1	3,094	0,015
• With clip, 11/2" -L=346 mm	092121	1	2,388	0,012
• With clip, 11/2" -L=456 mm	092122	1	3,220	0,015
• With butterfly nut, 2" -L=456 mm	0921121	1	3,060	0,015
• With clip, 2" -L=456 mm	0921122	1	3,128	0,015



GEMAS "FOLD-VAC" Pool Cleaner.

For concrete pools. Aluminum body can be folded. Efficient cleaning is provided at pool corners and edges. Each model is 1,5" and 2" hose connection with clip.

Description	Code	Pieces/box	Weight Kg	Volume m ³
• Width: 35,5 cm	092211	1	3,000	0,017
• Width: 45,5 cm	092212	1	3,500	0,018



GEMAS "POOLKING" Pool Cleaner.

For concrete pools with wide dimensions. Aluminum body. Wheel group and hose connection made of chromated bronze and stainless steel. 2" Hose connection. Cleaner scanning width, L=80 cm

Description	Code	Pieces/box	Weight Kg	Volume m ³
• Pull Type	09213	1	10,008	0,020
• With fork for using with Handle	09214	1	11,516	0,032



GEMAS "LEAF" Pool Cleaner.

Plastic body with brush. No wheels, for liner and concrete pools. Operates with water jet. 1,5" hose connection with clip. Ø38 cm body dia.

Description	Code	Pieces/box	Weight Kg	Volume m ³
	09222	1	0,860	
Spare bag	092221	1		

Manual Pool Cleaners - Liner

GEMAS "LUXVAC" POOL CLEANER.

Plastic Body. Brushes on body for concrete and liner pools. 1,5" hose connection. Pole connection is with clip. Control on top for vacuum strength.

Description	Code	Pieces/box	Weight Kg	Volume m ³
Luxvac Pool Cleaner	09215	1		



GEMAS "TRIANGLE" POOL CLEANER.

Plastic glare body. Brushes on body for concrete and liner pools. 1,5" hose connection. Pole connection is with clip.

Description	Code	Pieces/box	Weight Kg	Volume m ³
Triangle Pool Cleaner	09217	1	1,380	0,013



GEMAS "BUTTERFLY" POOL CLEANER.

Plastic Body. Brushes on body for concrete and liner pools. 1,5" hose connection. Pole connection is with clip.


Description	Code	Pieces/box	Weight Kg	Volume m ³
• Butterfly Pool Cleaner	09218	1	0,868	0,007
• Butterfly Pool Cleaner - Side Brush	09219	1	1,048	0,008



GEMAS "HEAVY-DUTY FLEX" POOL CLEANER.

Plastic Body. 2500 gr weight for heavy duty usage. Wheels with Adjustable height. Suitable for both concrete and liner pools d38 mm hose connection. Pole connection with clip. 1,5" hose connection.

Description	Code	Pieces/box	Weight Kg	Volume m ³
• Heavy-Duty Flex	09224	1		
• Ditto, with brush on bottom	09225	1		
• Metallic Handle	0922401	1		



GEMAS "FLEX" POOL CLEANER.

Description	Code	Pieces/box	Weight Kg	Volume m ³
• Flex Pool Cleaner	09220	1		
• Ditto, with side brushes	09223	1		



"AQUAQUIK" POOL AND SPA CLEANER.

Manual cleaner with hand pump for easy cleaning in pools and spas. Works without hose. Package is complete with flat scoop, brush, wide and narrow suction heads and wall assembly part. Length:140 cm. Dia: 7,5 cm

Description	Code	Pieces/box	Weight Kg	Volume m ³
Pool & SPA VAC	09216	1	1,418	0,060



Vacuum Hoses



GEMAS VACUUM HOSE.

Economic blue and white colored, 30 m roll. Without adapter.

Description	Code	Pieces/box	Weight Kg	Volume m ³
• D.38 mm, 1,5"- Price per meter.	09511	30	4,992	0,152
• D.50 mm, 2"- Price per meter.	09512	30	7,696	0,298



GEMAS VACUUM HOSE.

Blue or white colored. Different lengths of D.38 mm, special hose adapter included. Sold in box.

Description	Code	Pieces/box	Weight Kg	Volume m ³
• 1,5" - 8 m	095111	1	2,784	0,073
• 1,5" - 10 m	095112	1	3,112	0,073
• 1,5" - 12 m	095113	1	3,340	0,073
• 1,5" - 15 m	095114	1	3,932	0,073



GEMAS VACUUM HOSE.

Blue or white colored. Different lengths of D.50 mm, special hose adapter included. Sold in box.

Description	Code	Pieces/box	Weight Kg	Volume m ³
• 2" - 12 m	095121	1	4,646	0,127
• 2" - 15 m	095122	1	5,372	0,127
• 2" - 18 m	095123	1	6,098	0,127



GEMAS "EVAPOOL VACUUM HOSE".

Economic blue striped, white colored. 30 m rolls.

Description	Code	Pieces/box	Weight Kg	Volume m ³
• D.38 mm, 1,5"- Price per meter.	09511E	30 m		
• D.50 mm, 2"- Price per meter.	09512E	30 m		



GEMAS "EVAPOOL VACUUM HOSE".

Blue striped, white colored. Different lengths of D.38 mm. With special adapter. Sold in box.

Description	Code	Pieces/box	Weight Kg	Volume m ³
• 1,5" - 8 m	09511E1			
• 1,5" - 10 m	09511E2			
• 1,5" - 12 m	09511E3			
• 1,5" - 15 m	09511E4			



GEMAS "EVAPOOL VACUUM HOSE".

Blue striped, white colored. Different lengths of D.50 mm. With special adapter. Sold in box.

Description	Code	Pieces/box	Weight Kg	Volume m ³
• 2" - 12 m	09512E1			
• 2" - 15 m	09512E2			
• 2" - 18 m	09512E4			

Hose Adapters and Clips

GEMAS LINK CONNECTOR.

For connection of Ø38 mm hose to "04134" suction inlet, in white ABS plastic. 1,5" threaded.

Description	Code	Pieces/ box	Weight Kg	Volume m ³
	09821	20	0,812	0,006



BULLDOG CLIP. For hose fixing, in stainless steel.

Description	Code	Pieces/ box	Weight Kg	Volume m ³
• For Ø38 mm. (1,5") hose	09831	100	3,000	0,001
• For Ø50 mm. (2") hose	09832	50	1,800	0,002



GEMAS HOSE CUFFS. In flexible PVC plastic, threaded inside.

Description	Code	Pieces/ box	Weight Kg	Volume m ³
• For Ø38 mm. (1,5") hose	09811	120	6,000	0,028
• For Ø50 mm. (2") hose	09812	120	7,200	0,028
• For both Ø38 mm and Ø50 mm Gemas Eva hose.	09813	120	10,800	0,064
• For both Ø38 mm and Ø50 mm Gemas hose.	09814	120	10,800	0,064



GEMAS THREADED HOSE CUFFS. In PVC plastic, 1,5" male threaded.

Description	Code	Pieces/ box	Weight Kg	Volume m ³
For Ø38 mm.	09841		0,040	



GEMAS HOSE COLLECTION WHEEL.

Made of ABS plastic. 15 m of D.38 Hose collection capacity.

Description	Code	Pieces/ box	Weight Kg	Volume m ³
Hose wheel	09513	1	2,678	0,044



GEMAS LEAF TRAP.

Transparent body. Designed to assemble on vacuum hose. Can be cleaned easily. Complete with hose connections, Ø38 mm. (please ask adaptors for Ø50 mm).

Description	Code	Pieces/ box	Weight Kg	Volume m ³
Leaf Trap	09851	1		



Leaf Scoops



GEMAS LEAF SCOOP IN PLASTIC. Fixing with clip.

Description	Code	Pieces/box	Weight Kg	Volume m ³
	09710	12	3,350	0,053



GEMAS LEAF SKIMMER IN PLASTIC. Fixing with clip.

Description	Code	Pieces/box	Weight Kg	Volume m ³
	09720	12	3,780	0,053



GEMAS "LUX" LEAF SCOOP IN PLASTIC. Fixing with clip.

Description	Code	Pieces/box	Weight Kg	Volume m ³
	09730	12	7,950	0,085



GEMAS "ECONOMIC" LEAF SCOOP IN PLASTIC. Fixing with clip.

Description	Code	Pieces/box	Weight Kg	Volume m ³
	09740	12		



Pool Brushes

GEMAS VACUUM BRUSH IN PLASTIC.

Pool wall brush, standard. With hose connection.

Description	Code	Pieces/ box	Weight Kg	Volume m ³
	09624	1		



GEMAS WALL BRUSH IN PLASTIC. Pool wall brush, 60 cm, standard.

Description	Code	Pieces/ box	Weight Kg	Volume m ³
	09622	1		



GEMAS WALL BRUSH IN PLASTIC. Pool wall brush, 90 cm, standard.

Description	Code	Pieces/ box	Weight Kg	Volume m ³
	09623	1		



GEMAS CURVED BRUSH IN PLASTIC. Pool wall brush, 46 cm, standard.

Description	Code	Pieces/ box	Weight Kg	Volume m ³
	09620	1	0,348	0,002



GEMAS FLOOR BRUSH IN PLASTIC.

Description	Code	Pieces/ box	Weight Kg	Volume m ³
• Flat 12,5 cm	09611			
• Flat 26 cm	09626	2	0,244	0,002



GEMAS ALGAE BRUSH WITH STAINLES STEEL BRISTLES.

Description	Code	Pieces/ box	Weight Kg	Volume m ³
• W=12,50 cm	09612	1	0,160	0,001
• W=25,00 cm	09613	1	0,304	0,002



GEMAS CORNER BRUSH. Corner Brush. Circular. Plastic.

Description	Code	Pieces/ box	Weight Kg	Volume m ³
	09640	1	0,114	0,001



Auxiliary Cleaning Equipment



GEMAS SCRUBBING PAD. With plastic handle.

Description	Code	Pieces/box	Weight Kg	Volume m ³
	09633			



GEMAS SCRUBBING PAD. Plastic.

Description	Code	Pieces/box	Weight Kg	Volume m ³
	09632		0,050	0,050



GEMAS "LUX" LEAF SCOOP IN PLASTIC. Fixing with clip.

Description	Code	Pieces/box	Weight Kg	Volume m ³
	09630		0,296	0,001



GEMAS PUMICE. Plastic clip body. Used for algae cleaning between ceramics.

Description	Code	Pieces/box	Weight Kg	Volume m ³
	09631		0,096	



GEMAS LIFEGUARD HOOK. Aluminum.

Description	Code	Pieces/box	Weight Kg	Volume m ³
	09800		0,408	0,044



GEMAS LIFEGUARD RING. Plastic.

Description	Code	Pieces/box	Weight Kg	Volume m ³
• Big Life Buoy 440x700	09809	1		
• Small Life Buoy	09810	1		



GEMAS LIFEGUARD RING - WALL HANG PART. Stainless Steel.

Description	Code	Pieces/box	Weight Kg	Volume m ³
	09815	1		

Telescopic Handles

TELESCOPIC HANDLES.

In anodized aluminium (natural or gold color). Connection via clip or butterfly nut.

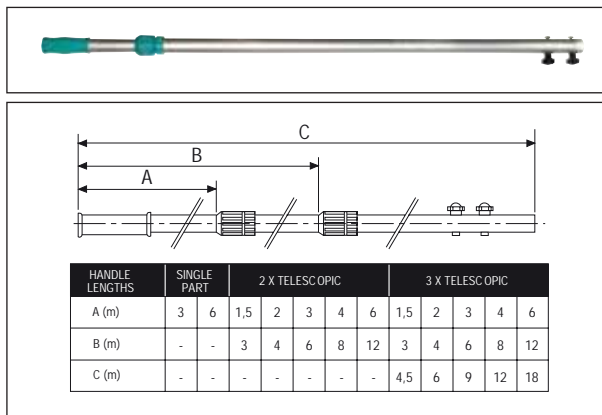
Description	Code	Pieces/ box	Weight Kg	Volume m ³
• 1 x 1,5 m	09410	1	0,430	0,159
• 1 x 3 m	09420	1	0,890	0,312
• 2 x 2 m	09430	1	1,100	0,220
• 2 x 2,4 m	09490	1	1,600	0,261
• 2 x 3 m	09440	1	1,500	0,323
• 3 x 1,5 m	09450	1	1,300	0,169
• 3 x 2 m	09460	1	1,540	0,220
• 3 x 3 m	09470	1	2,200	0,328
• 3 x 6 m	09480	1	4,200	0,630



TELESCOPIC HANDLE.

Aluminum, blue anodized. Stripy lower body.

Description	Code	Pieces/ box	Weight Kg	Volume m ³
• 2 x 1,8 m	09489	1	0,800	0,262
• 2 x 2,4 m	09491	1	1,000	0,262
• 2 x 3,0 m Blue	09492	1		



WALL HANG SET FOR TELESCOPIC HANDLE.

Made of Plastic. Complete with screws.

Description	Code	Pieces/ box	Weight Kg	Volume m ³
Wall Hang Set	09400	1	0,160	0,001



Pool Thermometers



Pool Thermometers, floating.

Description	Code	Pieces/box	Weight Kg	Volume m ³
• Thermometer - Floating Type (Duck)	10414	24		
• Thermometer - Floating Type (Fish)	10412	24		
• Thermometer - Floating Type (Turtle)	10415	24		



Pool Thermometer, to be connected to the ladder.

Description	Code	Pieces/box	Weight Kg	Volume m ³
• Thermometer - Floating Type	10411	1	0,090	
• To be connected to the ladder	10421	1	0,068	



Pool Thermometer, floating and circular scaled, Ø190 mm.

Description	Code	Pieces/box	Weight Kg	Volume m ³
	10431	1	0,298	0,010



Digital Pool Thermometer with Solar Battery, Ø80 mm.

Description	Code	Pieces/box	Weight Kg	Volume m ³
	10432	1	0,140	0,001

Pool Ice Barrier



Pool Ice Barrier. Made of Plastic. 49 x 24 cm size floating barrier is arrayed all around the pool perimeter. Protects the pool coating by absorbing the expansion of freezing at very low atmospheric temperature.

Description	Code	Pieces/box	Weight Kg	Volume m ³
Ice Barrier	1297105	Piece		

Pool Heat Pumps

GEMAS Heat Pump.

Uses the extant heat in the air for 80% of the total energy required to heat up the pool. Consumes electrical energy only for the 20% of the required heat.

- Operational costs are 80% lower compared to natural gas. System can be used for heating or cooling. It is the only solution for shock pools.
- The heat exchanger that transfers energy from air to water is made of titanium. It can be installed in the pools with sea water.
- An electronic-digital control board on the device that also shows the temperature of the water.
- Heating or cooling modes are also selected with the help of this board.
- The heat pump can easily be installed on the extant pool installations without any infrastructural problems.
- The heat pump is designed to change the water temperature by $\pm 12^{\circ}\text{C}$ in 5 days when the outside temperature 20°C .
- Using a solar pool cover that provides isolation will shorten the time and reduce energy consumption.
- The heat pump does not work efficiently when the ambient temperature is below 10°C .



101313



101315



101317



101320

Description	Code	Pieces/box	Weight Kg	Volume m ³
• 030MS3 - Heating/Cooling, 12,6 kW	101313	1		
• 040MS3 - Heating/Cooling, 18,9 kW	101314	1		
• 060MS3 - Heating/Cooling, 25,2 kW	101315	1		
• 080MS3 - Heating/Cooling, 33,8 kW	101317	1		
• 100MS3 - Heating/Cooling, 42 kW	101318	1		
• 120MS3 - Heating/Cooling, 50,4 kW	101320	1		

ATTENTION! :

Below pool volumes are valid during the heating period (1 may - 15 september) for the conditions when the system is on for 15 hours a day and the pool is covered with an isolated cover during the night. If these conditions cannot be fulfilled, a larger model is recommended.

Model	FPHC	030T	045T	060T3	080T3	100T3	120T3
Cooling gas		R410A	R410A	R410A	R410A	R410A	R410A
Heating Capacity*	kW	12,6	18,9	25,2	33,0	42,0	50,4
COP* A:24/W:28	W/W	5,5	5,5	5,5	5,5	5,5	5,5
Input Power*	kW	2,29	3,44	4,58	6,11	7,64	9,16
Input Current*	A	10,4	15,6	8,7	11,6	14,5	17,4
Heating Capacity**	kW	10,5	15,8	21,0	28,0	35,0	42,0
COP** A:15/W:28	W/W	4,6	4,6	4,6	4,6	4,6	4,6
Input Power**	kW	2,28	3,43	4,57	6,09	7,61	9,13
Input Current**	A	10,4	15,6	8,7	11,6	14,5	17,3
Havuz Hacmi ****	m ³	30	50	65	80	130	180
Cooling Capacity (A35W28)	kW	7,5	11,3	15,0	20,0	25,0	30,0
	BTU/h	25590	38385	51180	68240	85300	102360
COP A:35/W:28	W/W	2,8	2,8	2,8	2,8	2,8	2,8
Input Power	kW	2,68	4,02	5,36	7,14	8,93	10,71
Input Current	A	13,4	20,1	10,7	14,3	17,9	21,4
Power Supply	V/PH/Hz	220/1/50	220/1/50	380/3/50	380/3/50	380/3/50	380/3/50
Compressor		Rotary	Rotary	Scroll	Scroll	Scroll	Scroll
Compressor Qty		1	1	1	2	2	2
Fan Qty		1	1	1	2	2	2
Noise	dB(A)	52	54	55	58	60	62
Water Out let/Water In let	inch	1-1/2"	1-1/2"	1-1/2"	2"	2"	2"
Water Flow Volume	m ³ /h	3,61	5,42	7,22	9,63	12,04	14,45
Water Pressure Drop	kpa	15	16	16	18	18	18
Fan Direction		Vertical	Vertical	Vertical	Vertical	Vertical	Vertical
Unit Net Dimensions (L/M/H)	mm	640/590/790	710/660/940	810/660/940	810/660/990	1450/730/1135	1450/730/1335
Unit Shipping Dimensions (L/M/H)	mm	680/630/910	750/700/1060	850/700/1060	850/700/1110	1520/750/1290	1520/750/1490
Net Weight	kg	80	98	113	240	260	280
Shipping Weight	kg	88	120	125	270	290	310


Pool Heat Pumps



Models with Inverter:

Description	Code	Pieces/box	Weight Kg	Volume m ³
• FIP7S - Heating: 7.80 kW / Cooling, 4.30 kW	101325	1		
• FIP10S - Heating: 10.60 kW / Cooling, 5.90 kW	101326	1		
• FIP13S - Heating: 13.70 kW / Cooling, 7.30 kW	101327	1		
• FIP17S - Heating: 17.20 kW / Cooling, 9.50 kW	101329	1		
• FIP21S - Heating: 21.40 kW / Cooling, 11.60 kW	101334	1		
• FIP30S - Heating: 30.00 kW / Cooling, 15.90 kW	101335	1		


Heat Exchangers, Shell & Tube Type



GEMAS Heat Exchangers, Shell and Tube Type.

Made of AISI 316 quality Stainless Steel. Max. pressure 10 bars. Operated by 90-70 °C hot water from the boiler. Connection cuffs are not included.

Description	Code	Pieces/box	Weight Kg	Volume m ³
• 22.000 kcal/h Conn.: Pool side 1,5" - boiler side 0,75	101210	1		
• 35.000 kcal/h Conn.: Pool side 1,5" - boiler side 0,75	101211	1		
• 40.000 kcal/h Conn.: Pool side 1,5" - boiler side 0,75	101217	1		
• 65.000 kcal/h Conn.: Pool side 1,5" - boiler side 1"	101212	1		
• 80.000 kcal/h Conn.: Pool side 2" - boiler side 1"	101218	1		
• 90.000 kcal/h Conn.: Pool side 2" - boiler side 2x1"	101213	1		
• 110.000 kcal/h Conn.: Pool side 2" - boiler side 1"	101219	1		
• 180.000 kcal/h Conn.: Pool side 2" - boiler side 2x1,5"	101214	1		
• 220.000 kcal/h Conn.: Pool side 2" - boiler side 2x2"	101220	1		
• 250.000 kcal/h Conn.: Pool side 2" - boiler side 2x2"	101215	1		
• 330.000 kcal/h Conn.: Pool side 2" - boiler side 2x2"	101221	1		
• 400.000 kcal/h Conn.: Pool side 2" - boiler side 2x2"	101216	1		
• St. Steel Wall Clampset	10121101	1		



Heat Exchangers, Shell and Tube Type. With plastic body, AISI 316/Titanium-Corrugated Metal Coil. The plastic body is resistant to high pressure and corrosion. It is attractive in terms of cost advantage and quality. It works with hot water (90/70°C) from the boiler. Max. pressure: Primary (boiler side) circuit 6 bar, secondary (poolside) 2 bar. Connection fittings are ABS, O-rings are silicone.

Description	Code	Pieces/box	Weight Kg	Volume m ³
• D-KWT 25, 25 kW - 21,500 kcal/h, AISI 316	101201	1		
• D-KWT 45, 45 kW - 39,560 kcal/h, AISI 316	101202	1		
• D-KWT 85, 85 kW - 78,260 kcal/h, AISI 316	101203	1		
• D-KWT 105, 105 kW - 108,360 kcal/h, AISI 316	101204	1		
• D-KWT 25, Titanium	101201T	1		
• D-KWT 45, Titanium	101202T	1		
• D-KWT 85, Titanium	101203T	1		
• D-KWT 105, Titanium	101204T	1		



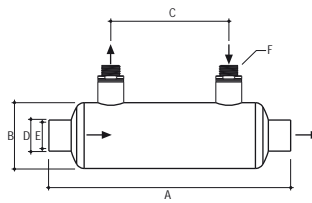
Heat Exchangers, Shell & Tube Type

Model		D-KWT 25	D-KWT 45	D-KWT 85	D-KWT 105
Heating Capacity	kw	25	45	91	126
Heating Capacity	kcal/h	21.500	39.560	78.260	108.360
Temperature difference	°C	70 = 0.36 kW/°C	70 = 0.66 kW/°C	70 = 1.3 kW/°C	70 = 1.8 kW/°C
Area	m ²	0.09	0.15	0.33	0.54
Flow Primary*	m ³ /h	2	2	2	2
Flow Secondary*	m ³ /h	8	10	12	15
Pressure Loss Primary*	bar	0.10	0.15	0.28	0.36
Pressure Loss Secondary*	bar	0.11	0.15	0.22	0.30
Max. Pressure Primary*	bar	6	6	6	6
Max. Pressure Secondary*	bar	2	2	2	2
Outer Body		PP 30% Fiberglass	PP 30% Fiberglass	PP 30% Fiberglass	PP 30% Fiberglass
Connection Socket		ABS	ABS	ABS	ABS
O-ring		Silicon	Silicon	Silicon	Silicon
Spiral Hose		AISI 316 / Titanium	AISI 316 / Titanium	AISI 316 / Titanium	AISI 316 / Titanium
Weight	kg	1.8	2.2	3.6	5.3
Packaging Volume	m ³	0.079	0.095	0.162	0.233

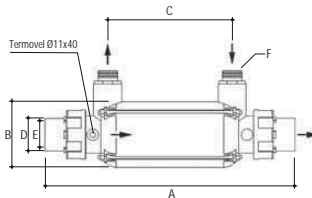
*Primary: Heating fluid, Secondary: Heating fluid (Pool water)

**The technical value table above also applies to Gemas Shell and Tube Type Heat Exchangers.

Heat Exchanger Type	Dimensions					
	A (mm)	B (mm)	C (mm)	D	E (mm)	F
101210 - 22.000 kcal/h	350	110	135	D.63-PN10	50	3/4"
101217 - 40.000 kcal/h	420	110	205	D.63-PN10	50	3/4"
101212 - 65.000 kcal/h	665	110	450	D.63-PN10	50	1"
101218 - 80.000 kcal/h	710	110	495	D.63-PN10	50	1"
101219 - 110.000 kcal/h	1020	110	805	D.63-PN10	50	1"



Heat Exchanger Type	Dimensions					
	A (mm)	B (mm)	C (mm)	D	E (mm)	F
D-KWT25 AISI 316/Titanium	345	110	135	D.63-PN10	50	3/4"
D-KWT45 AISI 316/Titanium	415	110	205	D.63-PN10	50	3/4"
D-KWT85 AISI 316/Titanium	705	110	495	D.63-PN10	50	1"
D-KWT105 AISI 316/Titanium	1015	110	805	D.63-PN10	50	1"




Shell & Tube Type Heat Exchanger Selection Chart

Model	D-KWT 25			D-KWT 45			D-KWT 85			D-KWT 105		
	20 °C	24 °C	28 °C	20 °C	24 °C	28 °C	20 °C	24 °C	28 °C	20 °C	24 °C	28 °C
Pool Water	20 °C	24 °C	28 °C	20 °C	24 °C	28 °C	20 °C	24 °C	28 °C	20 °C	24 °C	28 °C
Heating Capacity	25 kW	23,5 kW	22,1 kW	46 kW	43,4 kW	40,7 kW	91 kW	85,8 kW	80,6 kW	126 kW	118,8 kW	111,6 kW
Primary Input/Output	90/79 °C	90/79,6 °C	90/80,2 °C	90/69,6 °C	90/70,8 °C	90/72 °C	90/49,6 °C	90/52 °C	90/54,2 °C	90/34 °C	90/37,3 °C	90/40,5 °C
Secondary Input/Output	20/22,7 °C	24/26,5 °C	28/30,4 °C	20/24 °C	24/27,8 °C	28/31,5 °C	20/26,5 °C	24/30,2 °C	28/33,8 °C	20/27,2 °C	24/30,8 °C	28/34,4 °C
Heating Capacity	21,5 kW	20 kW	18,6 kW	39 kW	36,4 kW	33,7 kW	78 kW	72,8 kW	67,6 kW	108 kW	100,8 kW	93,6 kW
Primary Input/Output	80/70,5 °C	80/71,2 °C	80/71,8 °C	80/62,8 °C	80/64 °C	80/65,1 °C	80/45,5 °C	80/47,8 °C	80/50,1 °C	80/32,3 °C	80/35,5 °C	80/38,7 °C
Secondary Input/Output	20/22,3 °C	24/26,2 °C	28/30 °C	20/23,4 °C	24/27,1 °C	28/30,9 °C	20/25,6 °C	24/29,2 °C	28/32,9 °C	20/26,2 °C	24/29,8 °C	28/33,4 °C
Heating Capacity	18 kW	16,5 kW	15,1 kW	32 kW	29,4 kW	26,7 kW	65 kW	59,8 kW	54,6 kW	90 kW	82,8 kW	75,6 kW
Primary Input/Output	70/62 °C	70/62,8 °C	70/63,4 °C	70/55,9 °C	70/57 °C	70/58,3 °C	70/41,4 °C	70/43,7 °C	70/46 °C	70/30,4 °C	70/33,6 °C	70/36,7 °C
Secondary Input/Output	20/21,9 °C	24/25,8 °C	28/29,6 °C	20/22,8 °C	24/26,5 °C	28/30,3 °C	20/24,7 °C	24/28,3 °C	28/31,9 °C	20/25,2 °C	24/28,8 °C	28/32,4 °C
Heating Capacity	14,5 kW	13 kW	11,6 kW	25 kW	22,4 kW	19,7 kW	52 kW	46,8 kW	41,6 kW	72 kW	64,8 kW	57,6 kW
Primary Input/Output	60/53,6 °C	60/54,3 °C	60/54,9 °C	60/49 °C	60/50,2 °C	60/51,4 °C	60/37,2 °C	60/39,5 °C	60/41,8 °C	60/28,4 °C	60/31,6 °C	60/34,8 °C
Secondary Input/Output	20/21,6 °C	24/25,4 °C	28/29,2 °C	20/22,1 °C	24/25,9 °C	28/29,7 °C	20/23,7 °C	24/27,4 °C	28/31 °C	20/24,1 °C	24/27,7 °C	28/31,3 °C
Heating Capacity	11 kW	9,5 kW	8,1 kW	18 kW	15,4 kW	12,7 kW	39 kW	33,8 kW	28,6 kW	54 kW	46,8 kW	39,6 kW
Primary Input/Output	50/45,2 °C	50/45,9 °C	50/46,5 °C	50/42,1 °C	50/43,3 °C	50/44,5 °C	50/33 °C	50/35,2 °C	50/37,5 °C	50/26,4 °C	50/29,6 °C	50/32,7 °C
Secondary Input/Output	20/21,2 °C	24/25 °C	28/28,9 °C	20/21,5 °C	24/25,3 °C	28/29,1 °C	20/22,8 °C	24/26,4 °C	28/30,1 °C	20/23,1 °C	24/26,7 °C	28/30,3 °C

Plate Heat Exchangers - High Pressure Drop

GEMAS Stainless Steel Plate Heat Exchanger. Made of AISI 316 quality stainless steel with nitril or EPDM seal exchangers. Operated by 90-70°C hot water from boiler. Max. pressure 10 bars - Max. heat 130°C. Pressure loss from boiler and pool is 5 mwh.

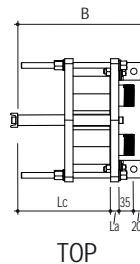
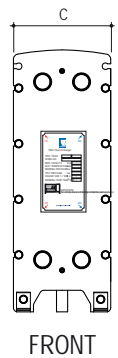
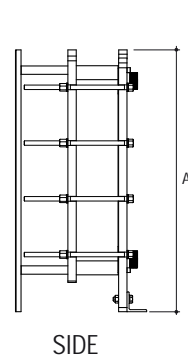
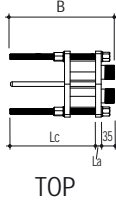
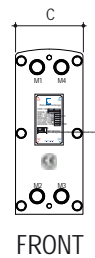
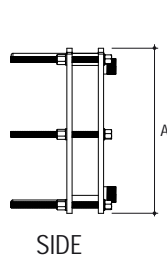


101260 Optional

Description	Code	Pieces/box	Weight Kg	Volume m ³
• 30,000 kcal/h, 504 Body, 5 Pl.	101251	1		
• 40,000 kcal/h, 504 Body, 6 Pl.	101252	1		
• 50,000 kcal/h, 504 Body, 7 Pl.	101253	1		
• 60,000 kcal/h, 504 Body, 8 Pl.	101254	1		
• 70,000 kcal/h, 504 Body, 10 Pl.	101255	1		
• 80,000 kcal/h, 504 Body, 10 Pl.	101256	1		
• 90,000 kcal/h, 504 Body, 12 Pl.	101257	1		
• 100,000 kcal/h, 504 Body, 12 Pl.	101258	1		
• 125,000 kcal/h, 504 Body, 16 Pl.	101259	1		
• 150,000 kcal/h, 504 Body, 20 Pl.	101261	1		
• 175,000 kcal/h, 504 Body, 24 Pl.	101262	1		
• 200,000 kcal/h, 514 Body, 10 Pl.	101263	1		
• 250,000 kcal/h, 514 Body, 12 Pl.	101264	1		
• 300,000 kcal/h, 514 Body, 14 Pl.	101265	1		
• 325,000 kcal/h, 514 Body, 14 Pl.	101266	1		
• 400,000 kcal/h, 514 Body, 18 Pl.	101267	1		
• 500,000 kcal/h, 514 Body, 22 Pl.	101268	1		
• 600,000 kcal/h, 514 Body, 28 Pl.	101269	1		
• Thermostat and Solenoid Automation	101260	1		

504 BODY

514 BODY



Body Model	A (mm)	B (mm)	C (mm)
504 BODY	490	La + Lc + 35	200
514 BODY	942	La + Lc + 40 + 20	350

Plate Heat Exchangers - Low Pressure Drop

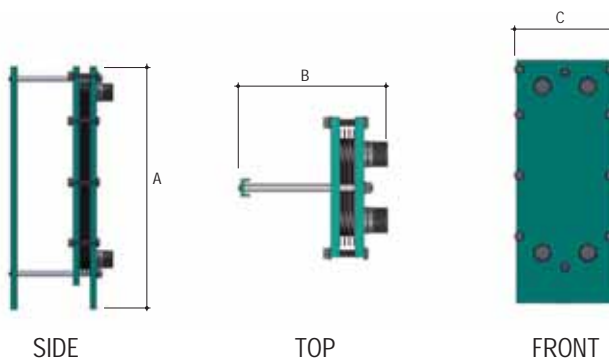
GEMAS Plate Heat Exchangers.

Plates made of AISI 316 quality stainless steel, with nitril or EPDM gaskets. Body plates are 20 mm and painted over galvanization. Operated by 90-70°C hot water from boiler. Max Pressure 10 bar - Max temperature 130°C. Pressure losses from the sides of the pool and boiler are shown separately for each capacity.

Description	Code	Pieces/box	Weight Kg	Volume m ³
• 40,000 kcal/h: Pool side 1,02 mwh - Boiler side 1,00 mwh 2,00 - 2,00 m ³ /h 6 pl.	101231	1	34,500	
• 65,000 kcal/h: Pool side 1,16 mwh - Boiler side 1,20 mwh 3,20 - 3,30 m ³ /h 8 pl.	101232	1	35,900	
• 90,000 kcal/h: Pool side 1,28 mwh - Boiler side 1,29 mwh 4,50 - 4,60 m ³ /h 10 pl.	101233	1	64,000	
• 110,000 kcal/h: Pool side 1,21 mwh - Boiler side 1,90 mwh 5,50 - 5,60 m ³ /h 11 pl.	101234	1	65,200	
• 130,000 kcal/h: Pool side 1,18 mwh - Boiler side 1,71 mwh 6,50 - 6,60 m ³ /h 13 pl.	101235	1	85,600	
• 150,000 kcal/h: Pool side 1,55 mwh - Boiler side 1,60 mwh 7,50 - 7,70 m ³ /h 14 pl.	101236	1	87,200	
• 180,000 kcal/h: Pool side 1,65 mwh - Boiler side 1,70 mwh 9,00 - 9,20 m ³ /h 16 pl.	101237	1	87,200	
• 225,000 kcal/h: Pool side 1,58 mwh - Boiler side 1,63 mwh 11,00 - 11,00 m ³ /h 20 pl.	101238	1	88,800	
• 300,000 kcal/h: Pool side 1,63 mwh - Boiler side 1,97 mwh 15,00 - 15,40 m ³ /h 25 pl.	101239	1		
• 400,000 kcal/h: Pool side 1,71 mwh - Boiler side 1,97 mwh 20,00 - 20,50 m ³ /h 33 pl.	101240	1		
• 500,000 kcal/h: Pool side 1,81 mwh - Boiler side 1,87 mwh 25,00 - 26,00 m ³ /h 41 pl.	101241	1		
• 700.000 kcal/h: Pool side 1,14 mwh - Boiler side 1,88 mwh 27,00 - 36,00 m ³ /h 62 pl.	101242	1		



101260 Optional





Code	A (mm)	B (mm)	C (mm)
101231 101232 101233	580	255	290
101234 101235 101236		280	
101237 101238 101239		330	
101240 101241 101242		355	

Plate Heat Exchangers-Titanium-Low Pressure Drop

GEMAS Titanium Plate Exchanger.

Titanium plates resistant to sea water. Seals of nitrile or EPDM. Operated by 90-70°C hot water from boiler. Max pressure 10 bars, max temperature 130°C. Pressure losses from the side of the pool and the boiler are shown below separately for each capacity.



Description	Code	Pieces/box	Weight Kg	Volume m ³
• 40,000 kcal/h: Pool side 1,02 mwh - Boiler side 1,00 mwh 2,00 - 2,00 m ³ /h 6 pl.	101231T	1	34,500	
• 65,000 kcal/h: Pool side 1,16 mwh - Boiler side 1,20 mwh 3,20 - 3,30 m ³ /h 8 pl.	101232T	1	35,900	
• 90,000 kcal/h: Pool side 1,28 mwh - Boiler side 1,29 mwh 4,50 - 4,60 m ³ /h 10 pl.	101233T	1	64,000	
• 110,000 kcal/h: Pool side 1,21 mwh - Boiler side 1,90 mwh 5,50 - 5,60 m ³ /h 11 pl.	101234T	1	65,200	
• 130,000 kcal/h: Pool side 1,18 mwh - Boiler side 1,71 mwh 6,50 - 6,60 m ³ /h 13 pl.	101235T	1	85,600	
• 150,000 kcal/h: Pool side 1,55 mwh - Boiler side 1,60 mwh 7,50 - 7,70 m ³ /h 14 pl.	101236T	1	87,200	
• 180,000 kcal/h: Pool side 1,65 mwh - Boiler side 1,70 mwh 9,00 - 9,20 m ³ /h 16 pl.	101237T	1	87,200	
• 225,000 kcal/h: Pool side 1,58 mwh - Boiler side 1,63 mwh 11,00 - 11,00 m ³ /h 20 pl.	101238T	1	88,800	
• 300,000 kcal/h: Pool side 1,63 mwh - Boiler side 1,97 mwh 15,00 - 15,40 m ³ /h 25 pl.	101239T	1		
• 400,000 kcal/h: Pool side 1,71 mwh - Boiler side 1,97 mwh 20,00 - 20,50 m ³ /h 33 pl.	101240T	1		
• 500,000 kcal/h: Pool side 1,81 mwh - Boiler side 1,87 mwh 25,00 - 26,00 m ³ /h 41 pl.	101241T	1		
• 700,000 kcal/h: Pool side 1,14 mwh - Boiler side 1,88 mwh 27,00 - 36,00 m ³ /h 62 pl.	101242T	1		

Option (101260): Complete with solenoid valve, thermostat and thermostat cap for automation-€650.



Electrical Heaters

GEMAS Heatrone PRO

Electrical Heater with plastic body made of fiberglass reinforced PP. Triphase. Complete with magnetic contactors, thermal switch and flow switch. Control board has seven segment digital thermostat and led indicator for operation, as well as power control. Heating elements made of AISI 316 Stainless Steel. Timer is optional. Please add "O" at the end of existing code when ordering.

NEW !



Description	Code	Pieces/box	Weight Kg	Volume m ³
• 6 kW Electrical Heater	10120	1		
• 9 kW Electrical Heater	10121	1		
• 12 kW Electrical Heater	10122	1		
• 15 kW Electrical Heater	10123	1		
• 18 kW Electrical Heater	10124	1		

GEMAS Heatrone PRO-Ti

Ditto, but heating elements made of Titanium.

NEW !



Description	Code	Pieces/box	Weight Kg	Volume m ³
• 6 kW Electrical Heater	10120T	1		
• 9 kW Electrical Heater	10121T	1		
• 12 kW Electrical Heater	10122T	1		
• 15 kW Electrical Heater	10123T	1		
• 18 kW Electrical Heater	10124T	1		

GEMAS Heatrone PRO-MINI

Electrical Heater with plastic body made of fiberglass reinforced PP. Monofaze. Complete with magnetic contactors, thermal switch and flow switch. Control board has seven segment digital thermostat and led indicator for operation, as well as power control. Heating elements made of AISI 316 Stainless Steel. Timer is optional. Please add "O" at the end of existing code when ordering.

NEW !



Description	Code	Pieces/box	Weight Kg	Volume m ³
• 1 kW Electrical Heater	10020	1		
• 2 kW Electrical Heater	10021	1		
• 3 kW Electrical Heater	10022	1		

GEMAS Heatrone PRO-MINI - Ti

Ditto, but heating elements made of Titanium.

NEW !



Description	Code	Pieces/box	Weight Kg	Volume m ³
• 1 kW Electrical Heater	10020T	1		
• 2 kW Electrical Heater	10021T	1		
• 3 kW Electrical Heater	10022T	1		

Electrical Heaters

NEW!



GEMAS Heatrone

Electrical Heater with plastic body made of fiberglass reinforced PP. Triphase. Complete with flow switch and mechanical thermostate. Heating elements made of AISI 316 Stainless Steel.

Description	Code	Pieces/box	Weight Kg	Volume m ³
• 6 kW Electrical Heater	10034	1		
• 9 kW Electrical Heater	10131	1		
• 12 kW Electrical Heater	10132	1		
• 15 kW Electrical Heater	10133	1		
• 18 kW Electrical Heater	10134	1		

NEW!



GEMAS Heatrone - Ti

Ditto, but heating elements made of Titanium.

Description	Code	Pieces/box	Weight Kg	Volume m ³
• 6 kW Electrical Heater	10034T	1		
• 9 kW Electrical Heater	10131T	1		
• 12 kW Electrical Heater	10132T	1		
• 15 kW Electrical Heater	10133T	1		
• 18 kW Electrical Heater	10134T	1		

NEW!



GEMAS Heatrone MINI

Electrical Heater with plastic body made of fiberglass reinforced PP. Monofaze. Complete with flow switch and mechanical thermostate. Heating elements made of AISI 316 Stainless Steel.

Description	Code	Pieces/box	Weight Kg	Volume m ³
• 2 kW Electrical Heater	10031	1		
• 3 kW Electrical Heater	10032	1		
• 6 kW Electrical Heater	10034	1		

NEW!



GEMAS Heatrone MINI - Ti

Ditto, but heating elements made of Titanium.

Description	Code	Pieces/box	Weight Kg	Volume m ³
• 2 kW Electrical Heater	10031T	1		
• 3 kW Electrical Heater	10032T	1		
• 6 kW Electrical Heater	10034T	1		

Pool Thermometers

Pool Thermometers, floating.

Description	Code	Pieces/ box	Weight Kg	Volume m ³
• Thermometer - Floating Type (Duck)	10414	24		
• Thermometer - Floating Type (Fish)	10412	24		
• Thermometer - Floating Type (Turtle)	10415	24		



Pool Thermometer, to be connected to the ladder.

Description	Code	Pieces/ box	Weight Kg	Volume m ³
• Thermometer - Floating Type	10411	1	0,090	
• To be connected to the ladder	10421	1	0,068	



Pool Thermometer, floating and circular scaled, Ø190 mm.

Description	Code	Pieces/ box	Weight Kg	Volume m ³
	10431	1	0,298	0,010



Digital Pool Thermometer with Solar Battery, Ø80 mm.

Description	Code	Pieces/ box	Weight Kg	Volume m ³
	10432	1	0,140	0,001



Dehumidifiers

GEMAS Dehumidifier. Provides energy-saving humid control for indoor swimming pool. Allows adjusting desired humidity rate with digital hygrometer.

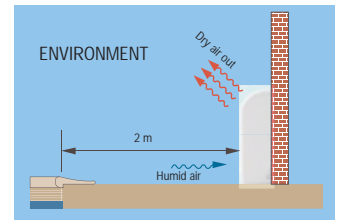


10231



10234

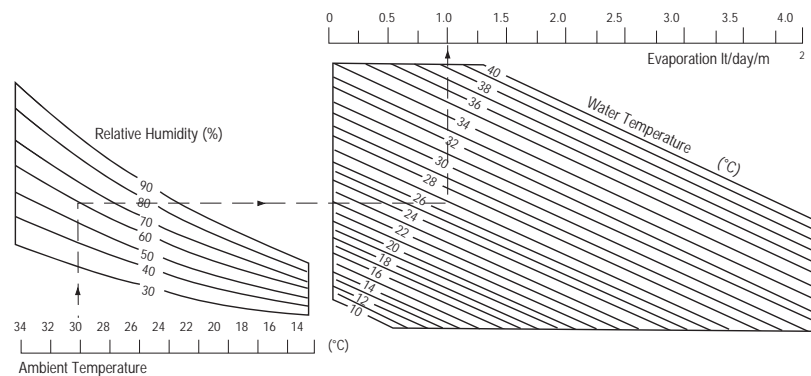
- Quite operation,
- HP Buster Technology,
- R410A Eco-Friendly Gas,
- Installation on basement or wall,
- Plastic Case,
- Optional Electrical Heater.



Description	Code	Pieces/box	Weight Kg	Volume m ³
• Model MDH75A / 75 l/day	10231	1	57,000	0,244
• Model MDH90A / 90 l/day	10236	1	64,000	0,336
• Model MDH125A / 125 l/day	10234	1	66,000	0,336
• Model MDH170A / 170 l/day	10235	1	79,000	0,427

Note: Test Conditions - 30°C ambient temperature, 80% relative humidity.

Determination Chart for Daily Evaporation in Indoor Pool Areas



Model	MDH75A	MDH90A	MDH125A	MDH170A
Capacity (kg/24sa) 30°C/70% humidity*	75	90	125	170
Heat Retention (kW) 30°C/70% humidity*	3.2	4	5	8.2
Noise Level (dB(A))	48	50	50	52
Air Flow (m ³ /h)	600	1200	1200	1800
Input Energy	220V/1ph/50Hz	220V/1ph/50Hz	220V/1ph/50Hz	220V/1ph/50Hz
Operation Power (kW)	1.30	1.60	2.00	2.92
Current (A)	5.9	7.3	9.1	13.3
Start Current (A)	25	34	42	63
Water Inlet (inch)	3/4	3/4	3/4	3/4
Water Outlet (inch)	3/4	3/4	3/4	3/4
Drainage (mm Dış Çap)	16	16	16	16
Operation Temperature (°C)	5~35	5~35	5~35	5~35
Compressor Protection	3 minutes delay	3 minutes delay	3 minutes delay	3 minutes delay
Defrost Mode	Automatic	Automatic	Automatic	Automatic
Cooler	R410A	R410A	R410A	R410A
Compressor	Rotary	Rotary	Rotary	Rotary
Net / Gross Weight (kg)	52/57	57/64	59/66	70/79
Net Dimensions (mm)	905x243x673	1288x243x673	1288x243x673	1672x243x673
Package Dimensions (mm)	1015x315x765	1395x315x765	1395x315x765	1775x315x765

Heat Requirement Chart For Miscellaneous Pools

Pool Dimensions (m)	Pool Volume (m ³)	Heat Requirement (Kcal/h) (÷ 0,86 = Watt)																	
		Wind Sheltered Pools						Open Pools						Indoor Pools					
		Δt = 5°C			Δt = 10°C			Δt = 5°C			Δt = 10°C			Δt = 17°C			Δt = 25°C		
		24 h	48 h	72 h	24 h	48 h	72 h	24 h	48 h	72 h	24 h	48 h	72 h	24 h	48 h	72 h	24 h	48 h	72 h
4,00 x 8,00 x 1,50	48	22385	20215	18277	31660	26030	22153	30642	25641	23974	40644	30642	27308	37308	20305	14638	53311	28307	23223
5,00 x 10,00 x 1,50	75	34977	27164	24560	50606	34978	29769	47878	40064	37459	63506	47878	42669	58295	31727	22872	83299	44230	31206
6,00 x 12,00 x 1,50	108	50368	39116	35365	72872	50368	42867	68944	57692	53942	91448	68944	61443	83944	45687	32935	119951	63691	44937
8,00 x 16,00 x 1,50	192	89543	69539	62872	129551	89543	76208	122567	102564	95896	189040	142520	109232	149234	81222	58551	213246	113228	79888
12,50 x 25,00 x 1,50	469	218663	169800	153513	367895	218664	186088	299288	250425	234137	461645	348010	266713	364518	198384	143006	520880	276565	195127
12,50 x 25,00 x 1,80	563	277035	179594	160041	355563	238250	199146	318875	260209	240667	436188	318875	279771	431113	231682	165205	719551	325532	227771
16,00 x 35,00 x 1,50	840	391751	304236	275064	566783	391752	333408	536231	448716	419544	711263	536232	477888	652899	355346	256161	932950	495371	349511
20,00 x 40,00 x 1,50	1200	559645	434622	392948	809690	559645	476297	766045	641023	599348	1016090	766045	682697	932713	507637	365944	1332785	707673	499302
25,00 x 50,00 x 1,50	1875	874445	679098	613982	1265141	874445	744214	1196946	1001598	936482	1587641	1196945	1066714	1457364	793182	571788	2082477	1105738	780159
25,00 x 50,00 x 2,00	2500	1004678	744214	657393	1525604	1004677	831035	1327177	1066714	979892	1848104	1327177	1153535	1900152	1014576	719384	2733635	1431317	997212

Instructions:

- 1- Above values are calculated with assumption of 24 hr. of boiler operation. These values needs to be increased (x 24/work hours) in cases where boiler works less.
- 2- Exchanger capacities on the price list are for 90/70 °C boiler water temperature. Selected exchanger capacities needs to be increased for lower boiler water temperatures.
- 3- Values on the chart are approximate and can vary according to pool's construction and coating
- 4- Δt = Preferred temperature increase for pools.
- 5- Above time values for preferred temperature increase. Installation capacity needs to be increased for decreasing operation time values.
- 6- Using the "solar air-bubble cover" during the heating process, provides energy saving. (> %50)
- 7- Same type of cover decreases humidity by %50 at indoor pools.

POOL CARE



11 Water Attractions 239

12 Winter Pool Covers 256

239

256



Water Cascade - Acrylic - RGB LED

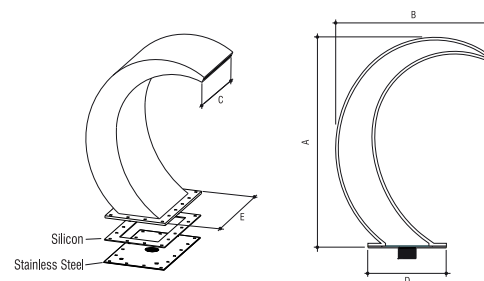



Acrylic Water Curtain.

Made of transparent acrylic. Complete with stainless steel bottom mounting plate, gasket, screws and nuts. Different light animations are created with RGB LED. Transformer remote control unit is not included in the price. Color change can be achieved with on-off.

Description	Code	Pieces/box	Weight Kg	Volume m ³
• WF300LED - 1,5"	11194	1		
• WF301LED - 2,0"	11195	1		
• Four-terminal control unit for RGB LEDs Panel type	05092A4P	1		

PS: It must be used with a dedicated 1 HP Streamer pump.



TECHNICAL CHARACTERISTICS

MODEL	Ø	A (mm)	B (mm)	C (mm)	D (mm)	E (mm)	Power (W)	Voltage (VDC)
WF-300 LED	1.5"	603	423.5	320	236	416	12.0	12
WF-301 LED	2.0"	750	540.6	395	280	500	13.0	12

Water Cascade

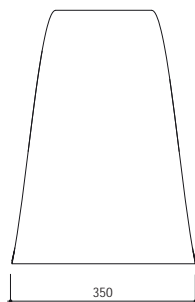


Mini Cobra Water Cascade.

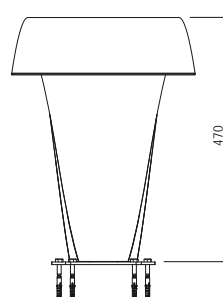
Made of AISI 304 grade stainless steel. Connection 1,5" female threaded. Complete with bolts and plugs.

Description	Code	Pieces/box	Weight Kg	Volume m ³
	11190	1		

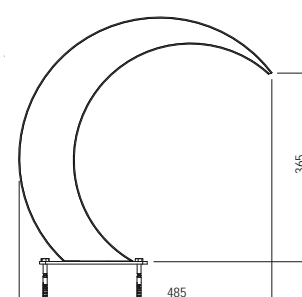
PS: It must be used with a dedicated 1 HP Streamer pump.



Top view



Front view



Side view

We reserve our right to change all or part of the features of the articles or contents of this document, without prior notice.

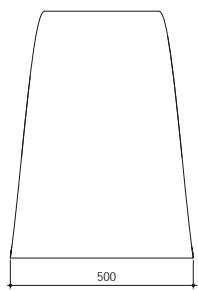
Water Cascade

Midi Cobra Water Cascade.

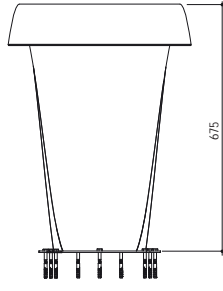
Made of AISI 304 grade stainless steel. Connection 2" female threaded. Complete with bolts and plugs.

Description	Code	Pieces/box	Weight Kg	Volume m ³
• Midi 1 - h=575 x 500 mm	11191	1		
• Midi 2 - h=900 x 600 mm	11193	1		

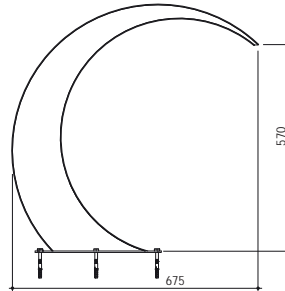
PS: It must be used with a dedicated 2 HP Streamer pump.



Top view



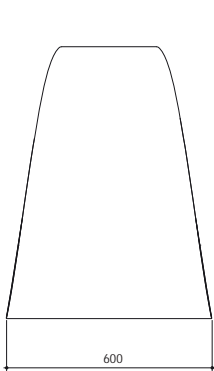
Front view



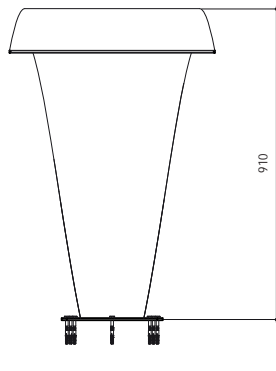
Side view



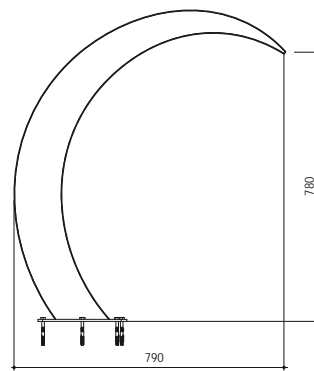
11191



Top view



Front view



Side view



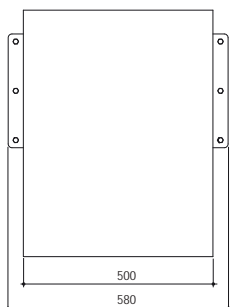
11193

Niagara Water Cascade.

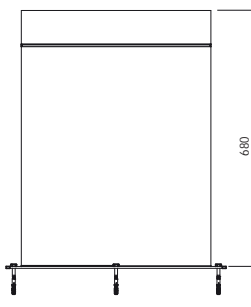
Made of AISI 304 grade stainless steel. Connection 2" female threaded. Complete with bolts and plugs.

Description	Code	Pieces/box	Weight Kg	Volume m ³
	11192	1		

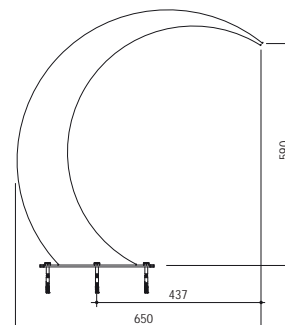
PS: It must be used with a dedicated 2 HP Streamer pump.




Top view



Front view



Side view



Water Cascade

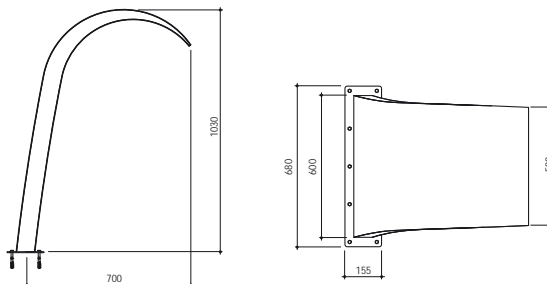


Arcade - Lux Water Cascade.

Made of AISI 304 grade stainless steel. 2" female threaded connection. Complete with bolt and plugs.

Description	Code	Pieces/box	Weight Kg	Volume m ³
• 500 mm cascade	11150	1		
• 600 mm cascade	11151	1		

PS: It must be used with a dedicated 3 HP Streamer pump.


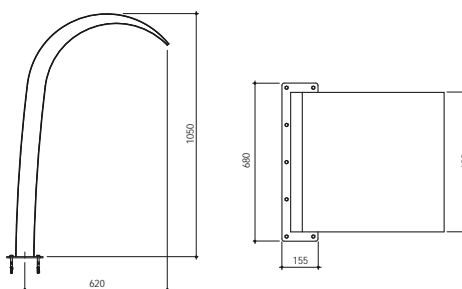


Arcade - Water Cascade.

Made of AISI 304 grade stainless steel. 2" female threaded connection. Complete with bolt and plugs.

Description	Code	Pieces/box	Weight Kg	Volume m ³
• 400 mm cascade	11160	1	30,300	
• 600 mm cascade	11161	1		

PS: It must be used with a dedicated 3 HP Streamer pump.

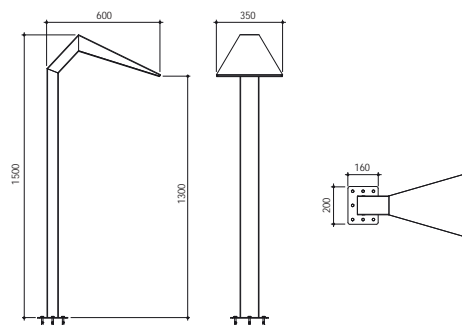


Delta - Water Cascade.

Made of AISI 304 grade stainless steel. 2" female threaded connection. Complete with bolt and plugs.

Description	Code	Pieces/box	Weight Kg	Volume m ³
350 mm cascade	11170	1	12,400	

PS: It must be used with a dedicated 3 HP Streamer pump.



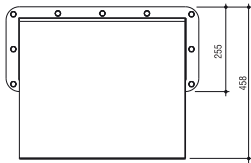
Water Cascade

Floor Waterfall.

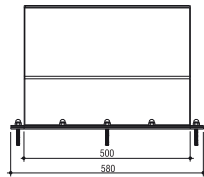
Made of AISI 304 grade stainless steel. Connection 2" female threaded.
Complete with bolts and plugs.

Description	Code	Pieces/ box	Weight Kg	Volume m ³
	11200	1		

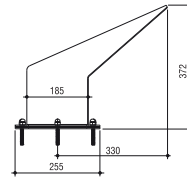
PS: It must be used with a dedicated 3 HP Streamer pump.




Top view



Front view



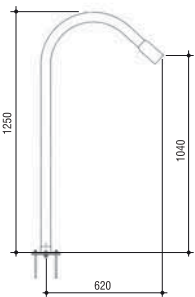
Side view



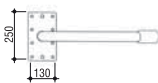
Water Jet.

Description	Code	Pieces/ box	Weight Kg	Volume m ³
• Ø50 body made of AISI 304 grade stainless steel. Exchangeable jet mouth.	11140	1		
• Jet No 1	11141	1		
• Jet No 2	11142	1		
• Jet No 3	11143	1		
• Jet No 4	11144	1		


PS: It must be used with a dedicated 3 HP Streamer pump.



Side view



Top view



Jet No 1



Jet No 2



Jet No 3



Jet No 4



Water Cascade - Wall Type

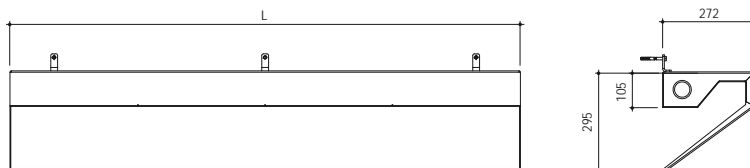


Wall Waterfall.

Made of AISI 304 grade stainless steel. Connection 2 x 1,5" female threaded. Complete with bolts and plugs.

Description	Code	Pieces/box	Weight Kg	Volume m ³
• L= 1 m.	11110	1		
• L= 1,5 m.	11111			

PS: It must be used with a dedicated 1 - 1 1/2 HP Streamer pump.



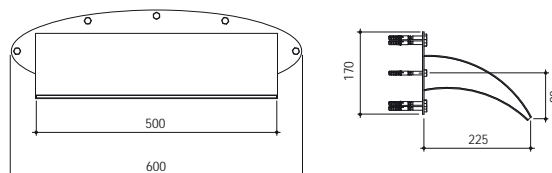
Tortum Water Cascade.

Made of AISI 304 grade stainless steel. Connection 1,5" female threaded. Complete with bolts and plugs.



Description	Code	Pieces/box	Weight Kg	Volume m ³
• L= 0,3 m.	11112	1		
• L= 0,5 m.	11113	1		

PS: It must be used with a dedicated 3/4 - 1 HP Streamer pump.



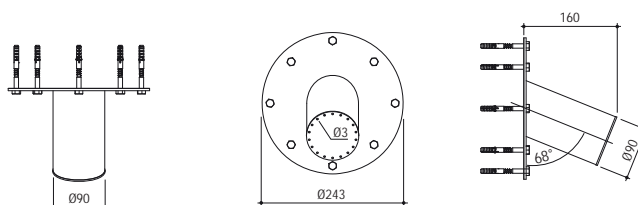
Wall Shower.

Made of AISI 304 grade stainless steel. Connection 1,5" female threaded. Complete with bolts and plugs. Recommended to be used with 05080 pneumatic button.



Description	Code	Pieces/box	Weight Kg	Volume m ³
	11121	1		

PS: It must be used with a dedicated 0,75 HP Streamer pump.



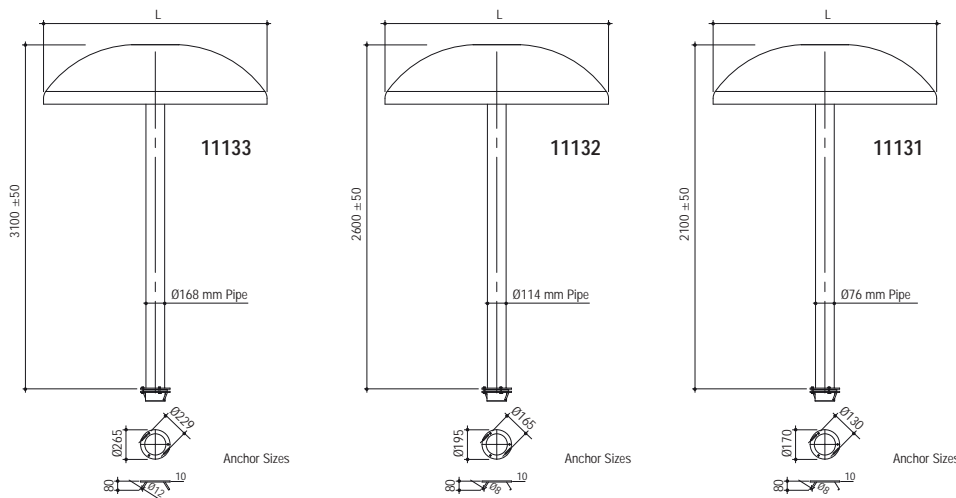
Water Cascade - Mushroom Type

Mushroom Cascade.

FRP mushroom with AISI 304 grade stainless steel pivot, flanged at both ends.



Description	Code	Pieces/box	Weight Kg	Volume m ³
• Mushroom Cascade L=Ø2000 mm: Requires 150 m ³ /h	11133	1		
• Mushroom Cascade L=Ø1600 mm: Requires 80 m ³ /h	11132	1	53,000	1,190
• Mushroom Cascade L=Ø1000 mm: Requires 40 m ³ /h	11131	1		



Water Cascade - Wall Type - Stainless Steel

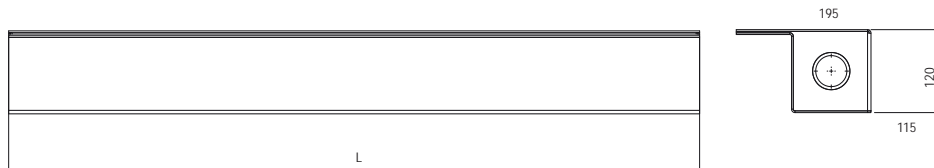
"Pool Waterfall".

Made of AISI 304 grade stainless steel. Connection 2 x 1,5" female threaded.


Description	Code	Pieces/box	Weight Kg	Volume m ³
• Model HS01 - L= 0,30 m width	11180	1		
• Model HS02 - L= 0,50 m width	11181	1		
• Model HS03 - L= 1,00 m width	11182	1		
• Model HS04 - L= 1,50 m width	11183	1		



PS: Suggested pumps are Streamer Mini 0,33 HP, 0,5 HP, 0,75 HP ve 1 HP respectively.



Water Cascade - Wall Type - LED



“LED RGB COLORED POOL WATERFALL”.

Two models for different water effects. It has a remote control. Revitalizes your pool. It is one of the most beautiful aesthetic properties for pools and SPAs. While creating a water movement in your pool, relaxing water adds elegance and style to your pool and massages your back. It provides vivid colors with its RGB LED unit that can be activated when desired. With a choice between 2 different water cascading models

- Rainfall or Waterfall Arc, offering visual interest, relaxing sound and a unique waterfall view.

Features:

- Two different widths: 25 mm and 150 mm. Suitable for different wall sizes.
- Three different lengths: 600 mm, 900 mm and 1200 mm
- LED strip lighting is powered by external 12V DC, which is safe and reliable.
- LEDs can be operated with a panel or remote control and there are 10 different lighting patterns.

LED Pool Waterfall Control Box

The LED strip is placed in the unit (instead of using fiber optics) the light falls as close as possible to the water. This design provides water illumination falling into a wonderful pool. A selection of 10 pre-programmed LED lighting patterns provide the best lighting options.

There are 2 different models for different water effects:

- PB Series: Standard orbital waterfall effect
- RS Series: Rain effect with transparent orbit

LED Strip Power
12V DC

Remote Control
10 Lighting Patterns

Width
25/150 mm

Length
600/900/1200 mm

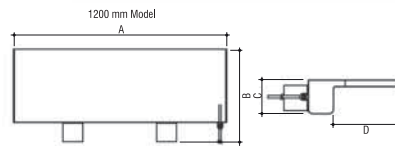
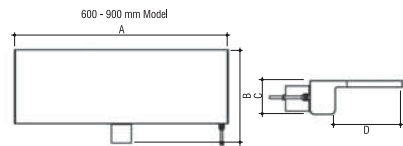
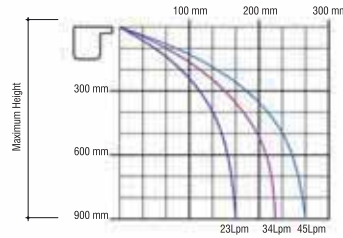
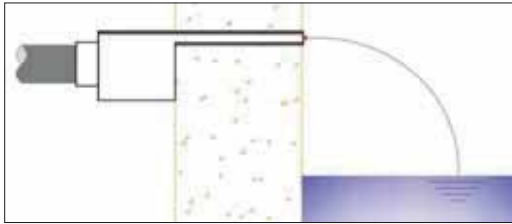


Water Cascade - Wall Type - LED

PB Series Pool Waterfall.

Provides excellent water light effect by creating standard continuous waterfall flow.

Description	Code	Pieces/box	Weight Kg	Volume m ³
• PB600-150L	11PB600	1		
• PB900-150L	11PB900	1		
• PB1200-150L	11PB1200	1		



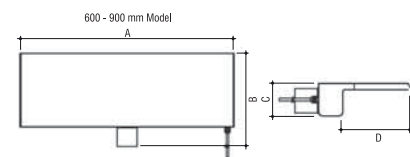

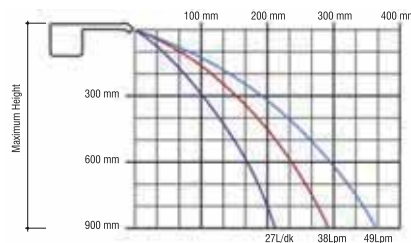
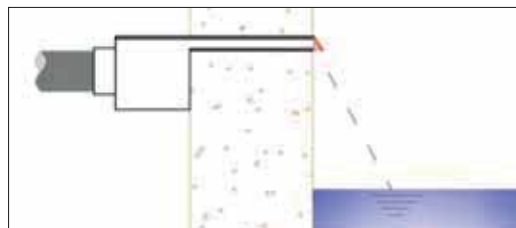
TECHNICAL CHARACTERISTICS

MODEL	A (mm)	B (mm)	C (mm)	D (mm)	Voltage (VDC)	Power (W)
PB600-150L	606	263	76	150	12	8.0
PB900-150L	906	263	76	150	12	12.0
PB1200-150L	1206	263	76	150	12	17.0

RS Series Pool Waterfall.

Creates a rain-like waterfall flow, providing a perfect water and light effect in your pool.

Description	Code	Pieces/box	Weight Kg	Volume m ³
• RS600-150L	11RS600	1		
• RS900-150L	11RS900	1		



TECHNICAL CHARACTERISTICS

MODEL	A (mm)	B (mm)	C (mm)	D (mm)	Voltage (VDC)	Power (W)
RS600-150L	606	284	78	171	12	8.0
RS900-150L	906	284	78	171	12	12.0

Inpool Hydro Massage Systems



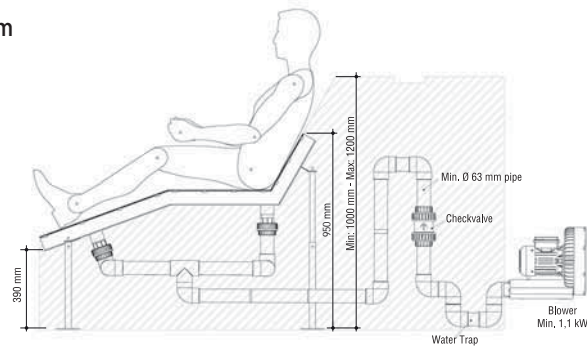
Air Bed.

Made of AISI 304 grade stainless steel. Complete with adjustable legs and PVC piping. Ø63 mm air connection.

Description	Code	Pieces/box	Weight Kg	Volume m ³
• Double	11330	1		
• Single	11331	1		

PS: This product must be used with 2,2 - 1,1 kw blower.

Assembly Diagram



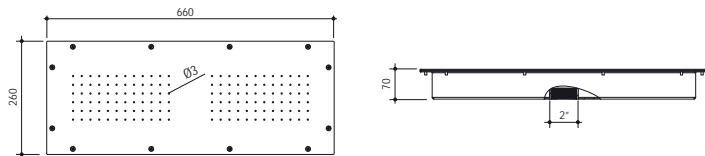
Rectangular Floor Air Jet.

Made of AISI 304 grade stainless steel. Connection 2" female threaded. Complete with bolt and plugs.



Description	Code	Pieces/box	Weight Kg	Volume m ³
660 x 260 mm	11340	1		

PS: This product must be used with 2,2 kw blower.



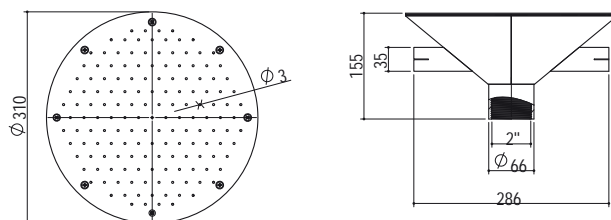
Circular Floor Air Jet.

Made of AISI 304 grade stainless steel. Connection 2" female threaded. Complete with bolt and plugs.



Description	Code	Pieces/box	Weight Kg	Volume m ³
Ø310 mm dia	11350	1		

PS: This product must be used with 1,1 kw blower.




Counter Current and Massage Systems

STP-SP Counter Current System. Complete with jet pump, pneumatic switch, LED light, valves and fittings. Two separate air buttons for pump and LED. Completely made of ABS plastic. The suction line is 75 mm and the discharge line is 63 mm. Thanks to the suction check valve, the air suction line can be installed below the water level. Hand massage is possible with optional massage hose. Complete with a stainless steel handle. For Concrete and Liner Pools.

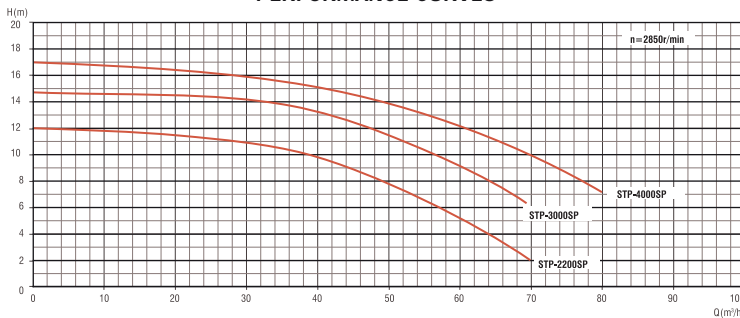


For Concrete and Liner Pools:

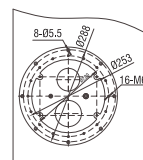
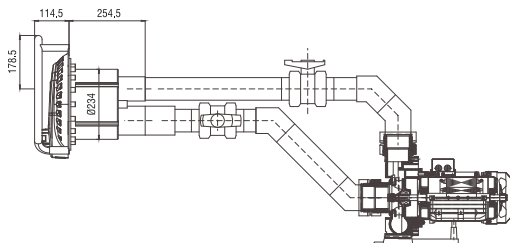
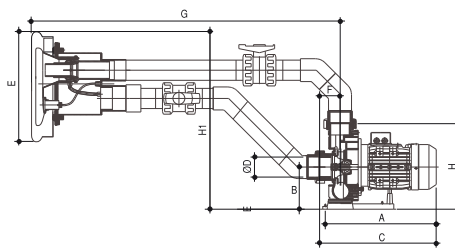
Description	Code	Pieces/box	Weight Kg
• STP-SPM Monophase-with 3,0 HP BTP 0,396	112270M	1	
• STP-SPT Triphase-with 3,0 HP BTP	112271T	1	
• STP-SPT Triphase-with 4,5 HP BTP	112272T	1	
• STP-SPT Triphase-with 5,5 HP BTP	112273T	1	
• STP-SP Counter Current System, Niche, front frame set	1122213	1	
• Massage Hose Set	1122211	1	



PERFORMANCE CURVES



PUMP TYPE	DIMENSIONS									Weight (Kg)
	A	B	C	D	E	F	G	H	H1	
STP-2200	370	156	440	Ø75	395	77	1110	340	635	22
STP-3000	410	156	470	Ø75	395	77	1110	340	635	24
STP-4000	440	156	500	Ø75	395	77	1110	340	635	26



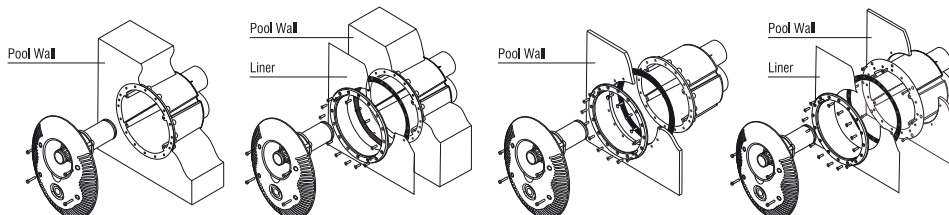
MOUNTING TYPE:

Concrete Swimming Pool

Liner Swimming Pool

Prefabricated Swimming Pool

Liner Panel Swimming Pool



Counter Current and Massage Systems - S. Steel



STP-SS Counter Current System.

Complete with jet pump, pneumatic switch, LED light, valves and fittings. Two separate air buttons for pump and LED.

Completely made of stainless steel 304 grade. The suction line is 75 mm and the discharge line is 63 mm. Thanks to the suction check valve, the air suction line can be installed below the water level.

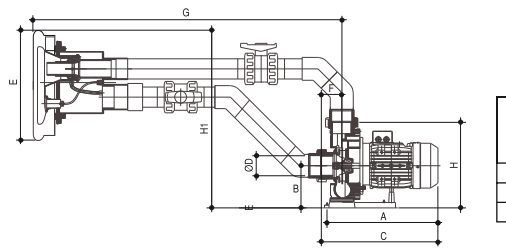
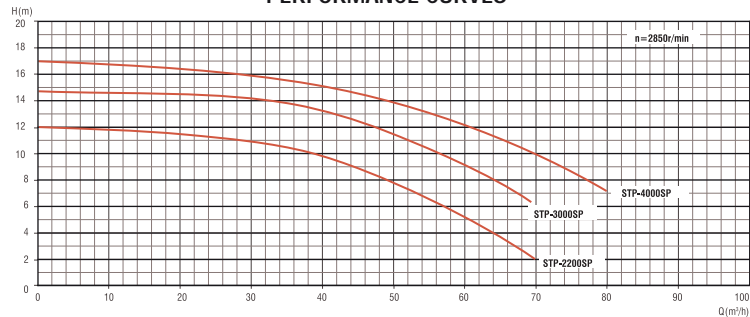
Hand massage is possible with optional massage hose. For Concrete and Liner Pools.

For Concrete and Liner Pools:

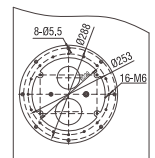
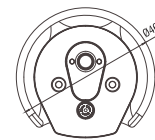
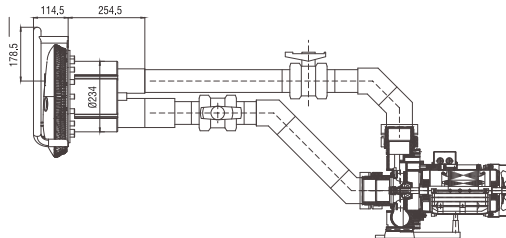
Description	Code	Pieces/box	Weight Kg
• STP-SSM Monophase-with 3,0 HP BTP	112270MSS	1	
• STP-SST Triphase-with 3,0 HP BTP	112271TSS	1	
• STP-SST Triphase-with 4,5 HP BTP	112272TSS	1	
• STP-SST Triphase-with 5,5 HP BTP	112273TSS	1	
• STP-SS Counter Current System, Niche, front frame set		1	
• Massage Hose Set	1122211	1	



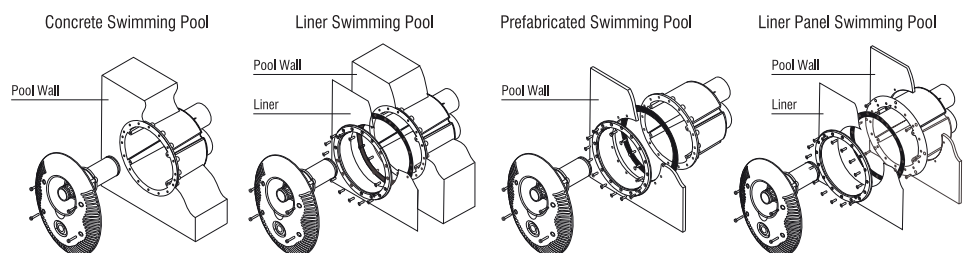
PERFORMANCE CURVES



PUMP TYPE	DIMENSIONS									Weight (Kg)
	A	B	C	D	E	F	G	H	H1	
STP-2200	370	156	440	Ø75	395	77	1110	340	635	22
STP-3000	410	156	470	Ø75	395	77	1110	340	635	24
STP-4000	440	156	500	Ø75	395	77	1110	340	635	26



MOUNTING TYPE:



Counter Current and Massage Systems

GEMAS "ELLIPTICAL MODEL" Counter Current System.

Complete with jet pump, pneumatic switch, valves and connection parts. Easy to direct nozzle inside pool. Completely made of ABS plastic. Suction line Ø75 mm, return line Ø63 mm. Air suction line can be established below water level by the help of suction check valve. Possible hand massage with optional massage hose. Optional stainless steel handle. Can be used both for liner and concrete pools.

For Concrete Pools:

Description	Code	Pieces/box	Weight Kg	Volume m ³
• 3,0 HP Monophase-with Pumpex pump	112221	1		
• 3,5 HP Monophase-with Fooderjet pump	112222	1		
• 3,0 HP Triphase-with Pumpex pump	112223	1		
• 3,5 HP Triphase-with Fooderjet pump	112224	1		
• 4,5 HP Triphase-with Fooderjet pump	112225	1		
• 5,5 HP Triphase-with Fooderjet pump	112226	1		



For Liner Pools:

Description	Code	Pieces/box	Weight Kg	Volume m ³
• 3,0 HP Monophase-with Pumpex pump	112251	1		
• 3,5 HP Monophase-with Fooderjet pump	112252	1		
• 3,0 HP Triphase-with Pumpex pump	112253	1		
• 3,5 HP Triphase-with Fooderjet pump	112254	1		
• 4,5 HP Triphase-with Fooderjet pump	112255	1		
• 5,5 HP Triphase-with Fooderjet pump	112256	1		



GEMAS "ELLIPTICAL MODEL" Counter Current System.

Niche made of ABS and front frame set.

Description	Code	Pieces/box	Weight Kg	Volume m ³
• For Concrete Pools	11223	1		
• For Liner Pools	11224	1		



GEMAS "ELLIPTICAL MODEL" Counter Current System, Massage Hose Set.

Description	Code	Pieces/box	Weight Kg	Volume m ³
	1122211	1		



AISI 304 Grade Stainless Steel Handles for GEMAS Counter Current System. Complete with screws and pegs, with flange. Pipe is Ø42 mm.

Description	Code	Pieces/box	Weight Kg	Volume m ³
Price for 2	1122212	1		



Counter Current and Massage Systems




GEMAS "SQUARE MODEL" Counter Current System.

Complete with jet pump, pneumatic switch, valves and connection parts. Easy to direct nozzle inside pool. Completely made of ABS plastic. Suction line Ø75 mm, return line Ø63 mm. Air suction line can be established below water level by the help of suction check valve. Possible hand massage with optional massage hose. Optional stainless steel handle. Can be used both for liner and concrete pools.

For Concrete Pools:

Description	Code	Pieces/box	Weight Kg	Volume m ³
• 3,0 HP Monophase-with Pumpex pump	112221K	1		
• 3,5 HP Monophase-with Fooderjet pump	112222K	1		
• 3,0 HP Triphase-with Pumpex pump	112223K	1		
• 3,5 HP Triphase-with Fooderjet pump	112224K	1		
• 4,5 HP Triphase-with Fooderjet pump	112225K	1		
• 5,5 HP Triphase-with Fooderjet pump	112226K	1		



For Liner Pools:

Description	Code	Pieces/box	Weight Kg	Volume m ³
• 3,0 HP Monophase-with Pumpex pump	112251K	1		
• 3,5 HP Monophase-with Fooderjet pump	112252K	1		
• 3,0 HP Triphase-with Pumpex pump	112253K	1		
• 3,5 HP Triphase-with Fooderjet pump	112254K	1		
• 4,5 HP Triphase-with Fooderjet pump	112255K	1		
• 5,5 HP Triphase-with Fooderjet pump	112256K	1		

GEMAS "SQUARE MODEL" Counter Current System.

Niche made of ABS and front frame set.



Description	Code	Pieces/box	Weight Kg	Volume m ³
• For Concrete Pools	11223K	1		
• For Liner Pools	11224K	1		

GEMAS "SQUARE MODEL" Counter Current System, Massage Hose Set.



Description	Code	Pieces/box	Weight Kg	Volume m ³
	1122211	1		

Inpool Hydro Massage Systems

In-Pool Hydro Massage Bed.

Made of Acrylic + Polyester. Water and air connections are ready to install.

Description	Code	Pieces/ box	Weight Kg	Volume m ³
• Type 1	11310	1	15,000	
• Type 2	11311	1		



In-Pool Hydro Massage Chair.

Made of Acrylic + Polyester. Water and air connections are ready to install.

Description	Code	Pieces/ box	Weight Kg	Volume m ³
	11320	1		



Decorative Wall Nozzles

GEMAS Wall Nozzles. Made of polyester and the surface finish is made with various aging paints. Standart trims are antique copper, antique brass, antique silver and oxide. Special implemetations can be made according to special demands.



Small Lionhead,
Antique Copper



Large Lionhead,
Antique Copper



Plain Bowl Waterfall



Plain Bowl Waterfall,
Antique Copper



Slotted Bowl Waterfall,
Antique Copper



Snail Antique Copper



Antique Badge

Description	Code	Pieces/ box	Weight Kg	Volume m ³
• Small Lionhead, Antique Copper	1122411	1		
• Large Lionhead, Antique Copper	1122421	1		
• Plain Bowl Waterfall, Antique Copper	1122431	1		
• Slotted Bowl Waterfall, Antique Copper	1122241	1		
• Snail, Antique Copper	1122251	1		
• Antique Badge, Antique Copper	1122261	1		



Fiberoptic Star Effect

GEMAS Fiberoptic Star Effect.

Before coating the pool, fiberoptic fibers are inserted on pool floor, extended into engine room and all fibers connected to RGB light source. In this way, RGB or single colored star effect is created on the pool floor.

Description	Code	Pieces/ box	Weight Kg	Volume m ³
	1122711			



Poyrazlux - Winter Cover



Pool Cover. Made of PVC. Peripheral reinforcement of 5 cm. Laterals at each 1 m of the periphery are used to stretch the cover over pool surface by means of stainless steel springs attached to special bronze retractable anchors. Drain holes are available at the center to discharge the rain water. Complete with springs and retractable anchors.

Description	Code	Pieces/box	Weight Kg	Volume m ³
• Rectangular shape, price per square meter	12110			
• Irregular shape, price per square meter	12111			
• Free form cover, price per square meter	12112			
• Special cut for pool ladder or other special forms, price per cut	12117			

PS. Pool dimensions should be increased by 1,20 m for overflow pools; whereas by 0,6 m for skimmer pools.

Solar Cover - Heat Saving



Solar Pool Cover. Provides a limited amount of solar heating and saves energy by minimizing the surface heat loss. Decreases the humidity 50% at indoor pools. Recommended to be used with cover reel.

Description	Code	Pieces/box	Weight Kg	Volume m ³
Solar Cover, in roll per m ² Width: 2 m. (Welded price is double).	1211101			

PS. Please ask for prices of Solar Covers in special shape.

Cover Accessories



Description	Code	Pieces/box	Weight Kg	Volume m ³
• Retractable anchor	121101	1	0,062	
• Dynamometric Spring. AISI 304 grade stainless steel	121102	1	0,144	
• Manuel Vacuum Pump. Used for discharge of rain water on the cover.	12114	1		

Motorized Pool Cover

COVERTEC Pool Cover.

Blue PVC 650 gr/m². Reinforced with aluminium bars placed with 1,2 m - 1,4 m intervals. With the help of portable rechargeable-reductor 24 V motor, the pool cover is opened or collected easily and quickly. Safe for children and pets. For windy environments, fixation is provided by side reinforcements. For irregular-shaped swimming pools, the cover needs to be rectangular form. There should be 25 cm margin for short edges and 50 cm margin for long edge.

Description	Code	Pieces/box	Weight Kg	Volume m ³
• 3 x 6 m Pool	12210	1		
• 4 x 8 m Pool	12211	1		
• 5 x 10 m Pool	12212	1		
• 6 x 12 m Pool	12213	1		

All Pool Covers Have Below Specifications

- Strong resistance to UV lights from the Sun. Preserves its aero-elastic structure under bad weather conditions.
- Can be easily clean due to dirt-proof LAQUER coating.
- Anti Fungal
- Anti Bacterial
- Not affected negatively by pool chemicals



Motorized Pool Cover



Automatic PVC Slatted Pool Cover. Made of PVC profiles, 24 V Above-ground motor. It weights a person walking above and does not sink. With the help of safety straps, the cover can be fixed manually to pool deck. It's suitable for new and existing pools. For remote control option please ask for price.

Description	Code	Pieces/box	Weight Kg	Volume m ³
• 3 x 6 m Pool - White	12220			
• 4 x 8 m Pool - White	12221			
• 5 x 10 m Pool - White	12222			
• 6 x 12 m Pool - White	12223			
• 3 x 6 m Pool - Solar Blue	12224			
• 4 x 8 m Pool - Solar Blue	12225			
• 5 x 10 m Pool - Solar Blue	12226			
• 6 x 12 m Pool - Solar Blue	12227			

PS. This is a no-stock item. Produced according to order.



Cover Reels

Description	Code	Pieces/ box	Weight Kg	Volume m ³
• Cover Reel. Made of ABS plastic, complete with cover tie set.	12113	1	6,100	0,047
• Ditto, Made of stainless steel, complete with cover tie set.	12115	1		
• 3 x 2 m Aluminium Telescopic Cover Bar.	121131	1	6,394	0,039

PS. Please ask quotation for "telescopic cover bar"



12115



121131



12113

Pool Ice Barrier

Pool Ice Barrier. Made of Plastic. 49 x 24 cm size floating barrier is arrayed all around the pool perimeter. Protects the pool coating by absorbing the expansion of freezing at very low atmospheric temperature.

Description	Code	Pieces/ box	Weight Kg	Volume m ³
Ice Barrier	1297105	1		



POOL WITH FILTERS



13 Valves, Unions and Fittings

14 Olympic Pool Accessories

260



279



Ball Valves



Ball Valves in UPVC.

Slip connection and adjustable ball pressure. HDPE seats and EPDM O-rings. PN 16.

Description	Code	Pieces/box	Weight Kg	Volume m ³
• d.20 mm - Slip connection	131111	88	23,050	0,094
• d.25 mm - Slip connection (NEW)	131112	78	27,160	0,094
• d.32 mm - Slip connection (NEW)	131113	20	7,900	0,017
• d.40 mm - Slip connection (NEW)	131114	12	7,800	0,017
• 0,5 - Threaded	131111T	88	23,050	0,094
• 0,75 - Threaded	131112T	78	27,160	0,094
• 1" - Threaded	131113T	20	7,900	0,017
• 1,25" - Threaded	131114T	12	7,800	0,017



Ball Valves in UPVC.

Slip connection; adjustable ball pressure as well as patented union-screwing by means of handle. HDPE seats and EPDM O-rings. PN 16.

Description	Code	Pieces/box	Weight Kg	Volume m ³
• d.50 mm - Slip connection	131115L	6	4,620	0,013
• d.63 mm - Slip connection	131116L	6	7,542	0,021
• d.75 mm - Slip connection	131117L	2	3,680	0,016
• d.90 mm - Slip connection	131118L	2	3,660	0,016
• d.110 mm - Slip connection	131119L	1	6,240	0,018
• 1,5" - Threaded	131115LT	6	4,620	0,013
• 2" - Threaded	131116LT	6	7,542	0,021
• 2,5" - Threaded	131117LT	2	3,680	0,016
• 3" - Threaded	131118LT	2	3,660	0,016
• 4" - Threaded	131119LT	1	6,240	0,018



Product Video



Single Union UPVC Ball Valve.

Made of UPVC. One side is female slip connection from the inside and the other side is with a union. O-rings EPDM, packing PP. PN 16.

Patented design: Valve handle can be used to tighten the union. Please ask price for threaded versions.

Description	Code	Pieces/box	Weight Kg	Volume m ³
• d.50 mm	131415	6	3,900	0,013
• d.63 mm	131416	6	6,200	0,021
• d.75 mm	131417	2	3,000	0,016
• d.90 mm	131418	2	3,030	0,016

Industrial Ball Valves

UPVC Industrial Ball Valve.

Slip connection and adjustable ball pressure. For chemical resistance, O-rings from viton, seal from teflon.

Description	Code	Pieces/ box	Weight Kg	Volume m ³
• d.32 mm	131123	20	7,900	0,017
• d.40 mm	131124	12	7,800	0,017
• d.50 mm	131125L	6	4,620	0,013
• d.63 mm	131126L	6	7,542	0,021
• d.75 mm	131127L	2	3,000	0,016
• d.90 mm	131128L	2	3,060	0,016
• d.110 mm	131129L	1	5,975	0,018



Industrial Ball Valves

UPVC Industrial Ball Valve.

Adjustable ball pressure and threaded connection. For chemical resistance, O-rings from viton, seal from teflon. PN 16.

Description	Code	Pieces/ box	Weight Kg	Volume m ³
• 1"	131123T	20	7,900	0,017
• 1,25"	131124T	12	7,800	0,017
• 1,5"	131125LT	6	4,620	0,013
• 2"	131126LT	6	7,542	0,021
• 2,5"	131127LT	2	3,680	0,016
• 3"	131128LT	2	3,660	0,016
• 4"	131129LT	1	6,240	0,018




UPVC Automatic Ball w/Actuator Valves

UPVC Automatic Ball w/Actuator Valves

Ø50 - Ø63 mm with optional wifi control

Description	Code	Pieces/ box	Weight Kg	Volume m ³
• Ø50 mm Motorized Valve	131115LGA	1	1,602	0,008
• Ø63 mm Motorized Valve	131116LGA	1	1,876	0,008

NEW!



Motorized UPVC Ball Valves

Motorized UPVC Ball Valves.

ON/OFF Electric Actuator operates with 24V AC/DC. All valves could be controlled manually by switch.

Description	Code	Pieces/ box	Weight Kg	Volume m ³
• Ø50 mm Motorized Valve	131115LEA	1	1,602	0,008
• Ø63 mm Motorized Valve	131116LEA	1	1,876	0,008



3-Way Valves



NEW!



Three Way Disc Valve.
Made of ABS. Slip Connection.

Description	Code	Pieces/box	Weight Kg	Volume m ³
• Three Way Disc Valve - Ø50 mm	13171	1	1,602	0,008
• Three Way Disc Valve - Ø63 mm (NEW)	13172	1	1,876	0,008

Mini Valves



PP Mini Irrigation Valve.
Handle from ABS PN16.

Description	Code	Pieces/box	Weight Kg	Volume m ³
• 1" x 0,75 Male-Female Valve	131210	100	19,600	0,055
• 0,75 Male-Female Valve	131211	100	18,700	0,055
• 1" Male-Female Valve	131212	100	20,800	0,055
• 1" x 0,75 Female-Female Valve	131210D	100	19,200	0,055
• 0,75 Female-Female Valve	131211D	100	18,400	0,055
• 1" Female-Female Valve	131212D	100	21,050	0,055

Butterfly Valves



NEW!

GEMAS UPVC BUTTERFLY VALVES.

Handle made of ABS, Lining From EPDM. Stem from Zinc Plated Carbon Steel. AISI 316 Stem is optional. Valve can be adjusted by 3,75 degree sensitivity. Hole for Security Padlock. Complete with flanges bolts and nuts. NEW Design Butterfly Valve is limited to sizes d110, d125, d140 and d160. Please ask availability for other sizes.



Product Video



NEW!

Description	Code	Pieces/box	Weight Kg	Volume m ³
• Ø63 mm	131600	1	2,470	0,094
• Ø75 mm (NEW)	131601	1	3,250	0,094
• Ø90 mm (NEW)	131602	1	5,270	0,124
• Ø110 mm	131603	1	6,530	0,124
• Ø125 mm	131604	1	8,770	0,124
• Ø140 mm	131605	1	9,100	0,124
• Ø160 mm	131606	1	12,100	0,124
• Ø200 mm (NEW)	131607	1	17,300	0,124
• Ø225 mm (NEW)	131608	1	17,800	0,124
• Ø250 mm	131609	1	36,200	0,124
• Ø280 mm	131610	1	40,100	0,124
• Ø315 mm	131611	1	46,100	0,124

Butterfly Valves

MOTORIZED BUTTERFLY VALVE, ON-OFF:

Valve actuator, works with 24 V AC/DC. Complete with flanges, flange adaptors, bolts & nuts. All valves can be controlled manually with switch or flywheel.

Description	Code	Pieces/ box	Weight Kg	Volume m ³
• Ø90 mm	131602M11	1		
• Ø110 mm	131603M11	1		
• Ø125 mm	131604M11	1		
• Ø140 mm	131605M11	1		
• Ø160 mm	131606M11	1		
• Ø200 mm	131607M11	1		
• Ø225 mm	131608M11	1		
• Ø250 mm	131609M11	1		
• Ø280 mm	131611M11	1		
• Ø315 mm	131610M11	1		



PLEASE ASK PRICE FOR PROPOTIONAL MODELS.

Check Valves - Wafer Check Valves

UPVC Swing Check Valves. Two piece body. Complete with bolts.

Description	Code	Pieces/ box	Weight Kg	Volume m ³
• Ø50 mm Slip connection	131499Y	30	24,200	0,124
• Ø63 mm Slip connection	131500Y	24	20,000	0,124
• Ø75 mm Slip connection	131501Y	12	17,000	0,124
• Ø90 mm Slip connection	131502Y	10	17,850	0,124
• Ø110 mm Slip connection	131503Y	6	19,000	0,124



UPVC Wafer Check Valves. Complete with flange adaptors, flanges, bolts and nuts.

Description	Code	Pieces/ box	Weight Kg	Volume m ³
• Ø90 mm	131502	1	3,620	0,124
• Ø110 mm	131503	1	4,250	0,124
• Ø125 mm	131504	1	5,080	0,124
• Ø140 mm	131505	1	5,360	0,124
• Ø160 mm	131506	1	7,400	0,124
• Ø200 mm	131507	1	10,050	0,124
• Ø225 mm	131508	1	10,150	0,124
• Ø250 mm	131509	1	20,600	0,124
• Ø280 mm	131510	1	21,500	0,124
• Ø315 mm	131511	1	25,650	0,124



UPVC Swing Check Valve W/Transparent Cover and Spring.

Easy cleaning access via the threaded cover. Thanks to its transparent cover and large chamber, any type of congestion problem can be easily observed. DN50.

Description	Code	Pieces/ box	Weight Kg	Volume m ³
Ø63 mm Slip connection	131500G	1		



Check Valves - Spring Weighed Check Valves



Spring Weighed Check Valves.

In UPVC or ABS. EPDM O-rings. AISI 316 grade spring. PN16.



Description	Code	Pieces/box	Weight Kg	Volume m ³
• Ø50 mm	131315	6	4,330	0,013
• Ø63 mm	131316	6	5,810	0,022
• Ø75 mm	131317	2	3,920	0,016
• Ø90 mm	131318	2	3,780	0,016
• Ø50 mm - Transparent	131315PC	6	4,330	0,013
• Ø63 mm - Transparent	131316PC	6	5,800	0,022
• Ø75 mm - Transparent	131317PC	2	3,920	0,016
• Ø90 mm - Transparent	131318PC	2	3,780	0,016

Valve Boxes



Valve Box.

Designed to supply access to valves which are underground Manufactured from PP.

Description	Code	Pieces/box	Weight Kg	Volume m ³
• Ø250 mm, circular (10")	135601	1		
• 250 x 375 mm, prismatic (12")	135602	1		



Sight Glass




"Union Sight Glass" In UPVC.

Description	Code	Pieces/box	Weight Kg	Volume m ³
• d.50 mm	134204			
• d.63 mm	134205			
• d.75 mm	134206			
• d.90 mm	134207			
• d.110 mm	134208			

Sight Glass

"Flanged Sight Glass"

Description	Code	Pieces/ box	Weight Kg	Volume m ³
• d.90 mm	134220			
• d.110 mm	134221			
• d.125 mm	134222			
• d.140 mm	134223			
• d.160 mm	134224			
• d.200 mm	134225			
• d.225 mm	134226			

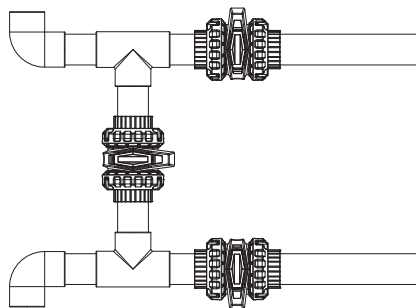


UPVC By-Pass Kit

UPVC By-Pass Kit

Easy mount valve and fittings kit for installation of BY-Pass lines to auxiliary equipment such as heat pumps, salt chlorinators, UV strelizers etc. Complete with 125 ml UPVC glue and 100 ml cleaner.

Description	Code	Pieces/ box	Weight Kg	Volume m ³
• KIT BY-PASS DIAMETER 50 mm	13543BP			
Valve (3x), Tee (2x), Elbow (2x), UPVC Tube, UPVC Glue 125ml (1x) and Cleaner 100ml (1x)				
• KIT BY-PASS DIAMETER 63 mm	13547BP			
Valve (3x), Tee (2x), Elbow (2x), UPVC Tube, UPVC Glue 125ml (1x) and Cleaner 100ml (1x)				



UPVC Fittings - Elbow

NEW!



“Elbow, 90°” PN16 up to size 160 mm. Bigger size PN10.

Description	Code	Pieces/ box	Weight Kg	Volume m ³
• Ø20 mm	133101	250	4,000	0,021
• Ø25 mm	133102	500	5,500	0,021
• Ø32 mm	133103	250	17,500	0,094
• Ø40 mm	133104	144	3,400	0,021
• Ø50 mm (NEW)	133105	180	25,380	0,034
• Ø63 mm (NEW)	133106	100	20,700	0,034
• Ø75 mm	133107	80	24,400	0,124
• Ø90 mm	133108	50	25,800	0,124
• Ø110 mm	133109	30	23,800	0,124
• Ø125 mm	133110	16	15,600	0,124
• Ø140 mm	133111	12	15,400	0,124
• Ø160 mm	133112	8	18,300	0,124
• Ø200 mm	133113	4	14,660	0,124
• Ø225 mm	133114	3	13,300	0,124
• Ø250 mm (NEW)	133115	1	7,710	0,094
• Ø280 mm	133116	1	9,800	0,124
• Ø315 mm	133117	1	14,440	0,124

“Elbow, 45°” PN16 up to size 160 mm. Bigger size PN10.



Description	Code	Pieces/ box	Weight Kg	Volume m ³
• Ø20 mm	133201	600	3,400	0,021
• Ø25 mm	133202	500	3,400	0,021
• Ø32 mm	133203	320	4,200	0,021
• Ø40 mm	133204	150	4,200	0,021
• Ø50 mm	133205	225	24,070	0,940
• Ø63 mm	133206	120	19,800	0,940
• Ø75 mm	133207	100	24,180	0,124
• Ø90 mm	133208	50	18,080	0,124
• Ø110 mm	133209	30	17,120	0,124
• Ø125 mm	133210	18	14,340	0,124
• Ø140 mm	133211	15	16,380	0,124
• Ø160 mm	133212	9	16,400	0,124
• Ø200 mm	133213	4	14,300	0,124
• Ø225 mm	133214	4	15,260	0,124
• Ø250 mm	133215	1	6,100	0,124
• Ø280 mm	133216	1	8,980	0,124
• Ø315 mm	133217	1	10,880	0,124

UPVC Fittings - Tee

"Tee"

Description	Code	Pieces/ box	Weight Kg	Volume m ³
• Ø20 mm	133301	150	3,240	0,021
• Ø25 mm	133302	150	4,420	0,021
• Ø32 mm	133303	100	5,380	0,021
• Ø40 mm	133304	50	4,180	0,021
• Ø50 mm (NEW)	133305	115	20,580	0,940
• Ø63 mm (NEW)	133306	75	20,010	0,940
• Ø75 mm	133307	50	20,800	0,124
• Ø90 mm	133308	30	21,780	0,124
• Ø110 mm	133309	20	20,820	0,124
• Ø125 mm	133310	11	14,700	0,124
• Ø140 mm	133311	8	15,140	0,124
• Ø160 mm	133312	5	15,060	0,124
• Ø200 mm	133313	3	14,160	0,124
• Ø225 mm	133314	2	13,800	0,124
• Ø250 mm	133315	1	10,500	0,094
• Ø280 mm	133316	1	12,200	0,124
• Ø315 mm	133317	1	18,760	0,124

NEW!



UPVC Fittings - Reducing Tee

"Reducing Tee"

Description	Code	Pieces/ box	Weight Kg	Volume m ³
• Ø63 - Ø50 mm	13330061	75		0,940
• Ø75 - Ø50 mm	13330071	50		0,124
• Ø75 - Ø63 mm	13330072	50		0,124
• Ø90 - Ø63 mm	13330081	50		0,124
• Ø90 - Ø75 mm	13330082	30		0,124
• Ø110 - Ø63 mm	13330091	20		0,124
• Ø110 - Ø75 mm	13330092	20		0,124
• Ø110 - Ø90 mm	13330093	20		0,124
• Ø125 - Ø75 mm	13330101	11		0,124
• Ø125 - Ø90 mm	13330102	11		0,124
• Ø125 - Ø110 mm	13330103	11		0,124
• Ø140 - Ø90 mm	13330111	8		0,124
• Ø140 - Ø110 mm	13330112	8		0,124
• Ø140 - Ø125 mm	13330113	8		0,124
• Ø160 - Ø63 mm	13330121	5		0,124
• Ø160 - Ø75 mm	13330122	5		0,124
• Ø160 - Ø90 mm	13330123	5		0,124
• Ø160 - Ø110 mm	13330124	5		0,124
• Ø160 - Ø125 mm	13330125	5		0,124
• Ø160 - Ø140 mm	13330126	5		0,124
• Ø200 - Ø75 mm	13330131	3		0,124



UPVC Fittings - Reducing Tee



"Reducing Tee"

Description	Code	Pieces/box	Weight Kg	Volume m ³
• Ø200 - Ø90 mm	13330132	3		0,124
• Ø200 - Ø110 mm	13330133	3		0,124
• Ø200 - Ø125 mm	13330134	3		0,124
• Ø200 - Ø140 mm	13330135	3		0,124
• Ø200 - Ø160 mm	13330136	3		0,124
• Ø225 - Ø110 mm	13330141	2		0,124
• Ø225 - Ø125 mm	13330142	2		0,124
• Ø225 - Ø140 mm	13330143	2		0,124
• Ø225 - Ø160 mm	13330144	2		0,124
• Ø225 - Ø200 mm	13330145	2		0,124

UPVC Cross



"Cross"

Description	Code	Pieces/box	Weight Kg	Volume m ³
• d.32 mm	133321			
• d.40 mm	133322			
• d.50 mm	133323			
• d.63 mm	133324			
• d.75 mm	133325			
• d.90 mm	133326			
• d.110 mm (NEW)	133327			
• d.125 mm	133328			
• d.140 mm	133329			
• d.160 mm	133330			
• d.200 mm	133331			
• d.225 mm	133332			
• d.250 mm	133333			
• d.280 mm	133334			
• d.315 mm	133335			

UPVC Fittings - Nipple



"Nipple"

Description	Code	Pieces/box	Weight Kg	Volume m ³
• 0,5	1111080			
• 0,75	1111081			
• 1"	1111082			
• 1,25"	1111083			
• 1,5"	1111084			
• 2"	1111085			
• 2,5"	1111086			
• 3"	1111087			
• 4"	1111088			
• 4,5"	1111089			
• 5"	1111090			
• 6"	1111091			
• 7"	1111092			

UPVC Fittings - Adaptors

"Female Threaded Adaptor"

Description	Code	Pieces/ box	Weight Kg	Volume m ³
• Ø50 mm	133405	120	13,600	0,049
• Ø63 mm	133406	87	15,010	0,049
• Ø75 mm	133407	120	25,760	0,094
• Ø90 mm	133408	60	19,600	0,094
• Ø110 mm	133409	44	13,460	0,094



"Male Threaded Adaptor"

Description	Code	Pieces/ box	Weight Kg	Volume m ³
• Ø50 mm	133505	156	17,720	0,049
• Ø63 mm	133506	116	18,040	0,049
• Ø75 mm	133507	120	26,700	0,094
• Ø90 mm	133508	75	25,860	0,094
• Ø110 mm	133509	36	17,000	0,094



UPVC Sockets

"Socket"

Description	Code	Pieces/ box	Weight Kg	Volume m ³
• Ø20 mm	133821	500	7,000	0,021
• Ø25 mm	133822	500	10,500	0,021
• Ø32 mm	133823	300	10,650	0,021
• Ø40 mm	133824	250	15,500	0,021
• Ø50 mm	133805	150	13,100	0,049
• Ø63 mm	133806	87	13,400	0,049
• Ø75 mm	133807	96	22,300	0,094
• Ø90 mm	133808	60	22,540	0,094
• Ø110 mm	133809	36	21,480	0,094
• Ø125 mm	133804	24	14,340	0,094
• Ø140 mm	133803	15	14,380	0,094
• Ø160 mm	133802	12	16,660	0,094
• Ø200 mm	133810	5	11,320	0,094
• Ø225 mm	133811	3	10,220	0,094
• Ø250 mm	133812	2	8,910	0,124
• Ø280 mm	133813	1	6,120	0,124
• Ø315 mm	133814	1	7,100	0,124



UPVC Fittings - Reducing Sockets

"Reducing Socket"



Description	Code	Pieces/ box	Weight Kg	Volume m ³
• Ø25 - Ø20 mm	133602	250		
• Ø32 - Ø25 mm	133604	1000		
• Ø40 - Ø32 mm	133603	600		
• Ø50 - Ø32 mm	133601	200		
• Ø50 - Ø40 mm	1336095	200	16,800	0,094
• Ø63 - Ø50 mm	133605	252	16,100	0,049
• Ø75 - Ø63 mm	133606	150	12,400	0,049
• Ø90 - Ø75 mm	133607	88	12,496	0,049
• Ø110 - Ø90 mm	133608	48	12,912	0,049
• Ø75 - Ø50 mm	1336061	150	15,100	0,049
• Ø90 - Ø63 mm	1336071	88	15,900	0,049
• Ø110 - Ø75 mm	1336081	48	13,800	0,049
• Ø110 - Ø63 mm	1336082	48	13,700	0,049
• Ø125 - Ø90 mm	1336091	36	15,190	0,049
• Ø125 - Ø110 mm	133609	36	10,440	0,049
• Ø140 - Ø90 mm	133612	23	18,800	0,049
• Ø140 - Ø110 mm	1336121	23	6,400	0,049
• Ø140 - Ø125 mm	1336122	23	8,700	0,049
• Ø160 - Ø90 mm	133610	15	11,320	0,049
• Ø160 - Ø110 mm	133611	15	10,180	0,049
• Ø160 - Ø140 mm	13366111	15	8,940	0,049
• Ø200 - Ø160 mm	133672	14	17,500	0,094
• Ø200 - Ø140 mm	133671	14		0,094
• Ø225 - Ø200 mm	133681	12	16,300	0,094
• Ø225 - Ø160 mm	133682	12	15,400	0,094
• Ø250 - Ø225 mm	133683	8	13,900	0,094
• Ø280 - Ø250 mm	133686			
• Ø315 - Ø250 mm	133693			

"Conical Socket"



Description	Code	Pieces/ box	Weight Kg	Volume m ³
• Ø75 - Ø50 mm	1339071			
• Ø75 - Ø63 mm	1339072			
• Ø90 - Ø63 mm	1339082			
• Ø110 - Ø63 mm	1339091			
• Ø160 - Ø110 mm	13390121			
• Ø200 - Ø110 mm	13390131			

UPVC Fittings - Caps

"Caps"

Description	Code	Pieces/ box	Weight Kg	Volume m ³
• Ø20 mm	133701	200		
• Ø25 mm	133702	1000		
• Ø32 mm	133703	600		
• Ø40 mm	133704	360		
• Ø50 mm	133705	262	14,480	0,049
• Ø63 mm	133706	130	13,120	0,049
• Ø75 mm	133707	80	15,200	0,049
• Ø90 mm	133708	46	11,440	0,049
• Ø110 mm	133709	33	14,340	0,049
• Ø125 mm	133711	20	9,620	0,049
• Ø140 mm	133712	11	8,280	0,049
• Ø160 mm	133713	8	8,840	0,049
• Ø200 mm	133714	8	13,100	0,094
• Ø225 mm	133715	6	12,800	0,094
• Ø250 mm	133716	4	13,200	0,124
• Ø280 mm	133717	3	15,800	0,124
• Ø315 mm	133718	2		0,124



"Female Threaded Cap"

Description	Code	Pieces/ box	Weight Kg	Volume m ³
• Ø50 mm	133705T	210		0,049
• Ø63 mm	133706T	130		0,049
• Ø75 mm	133707T	80		0,049
• Ø90 mm	133708T	46		0,049
• Ø110 mm	133709T	33		0,049
• Ø125 mm	133711T	46		
• Ø140 mm	133712T	33		
• Ø160 mm	133713T			
• Ø200 mm	133714T			
• Ø225 mm	133715T			



"Male Threaded Cap"

Description	Code	Pieces/ box	Weight Kg	Volume m ³
• 2,5"	133722			
• 3"	133723			
• 4"	133724			



"Caps Male Threaded"

Description	Code	Pieces/ box	Weight Kg	Volume m ³
• 1,5" Male Threaded w/oring	133728T			
• 2" Male Threaded w/oring	133729T			

Valves, Unions and Fittings

Unions



"Both Side Female Union"

O-ring in EPDM. Compatible with Fitvalf d.50 mm ball valve handle.

Description	Code	Pieces/box	Weight Kg	Volume m ³
• d.20 mm	132111	250	11,400	0,021
• d.25 mm	132112	200	12,800	0,021
• d.32 mm	132113	150	13,400	0,021
• d.40 mm	132114	80	11,280	0,021
• d.50 mm	132115	100	19,600	0,094
• d.63 mm	132116	50	18,400	0,094
• d.75 mm	132117	30	22,300	0,094
• d.90 mm	132118	30	19,600	0,094
• d.110 mm	132119	20	30,000	0,094



UPVC One Sided Threaded Union. O-Ring in EPDM.

Description	Code	Pieces/box	Weight Kg	Volume m ³
• d.20 mm	132111T1	250	11,400	0,021
• d.25 mm	132112T1	200	12,800	0,021
• d.32 mm	132113T1	150	13,400	0,021
• d.40 mm	132114T1	80	11,280	0,021
• d.50 mm	132115T1	100	19,600	0,094
• d.63 mm	132116T1	50	18,400	0,094
• d.75 mm	132117T1	40	22,300	0,094
• d.90 mm	132118T1	30	19,600	0,094
• d.110 mm	132119T1	20	30,000	0,094



UPVC Both Sided Threaded Union. EPDM O-Ring.

Description	Code	Pieces/box	Weight Kg	Volume m ³
• 0,5	132111T	250	11,400	0,021
• 0,75	132112T	200	12,800	0,021
• 1"	132113T	150	13,400	0,021
• 1,25"	132114T	80	11,280	0,021
• 1,5"	132115T	100	19,600	0,094
• 2"	132116T	50	18,400	0,094
• 2,5"	132117T	40	22,300	0,094
• 3"	132118T	30	19,600	0,094
• 4"	132119T	20	30,000	0,094

Unions

UPVC Unions. Female socket / Male threaded.


Description	Code	Pieces/ box	Weight Kg	Volume m ³
• 1,5" - d.50 mm	132121	100	24,200	0,094
• 2" - d.63 mm	132122	50	21,800	0,094
• 1,5" - d.63 mm Male Adapter.	132123	50	21,400	0,094
• 1,5" - d.50 mm*	1321211	100	24,200	0,094

* 1321211 code must be ordered to be used with GEMAS multiport valves 02400T, 02404T, and 02403T



"Brass Union Female Threaded"

Description	Code	Pieces/ box	Weight Kg	Volume m ³
• d.20 mm	133450			
• d.25 mm	133451			
• d.32 mm	133452			
• d.40 mm	133453			
• d.50 mm	133454			
• d.63 mm	133455			



UPVC Fittings - Flange Adaptors

"UPVC Flange Adaptor"

Description	Code	Pieces/ box	Weight Kg	Volume m ³
• Ø50 mm	133927	200	13,600	0,049
• Ø63 mm	133928	100	11,200	0,049
• Ø75 mm	133929	70	12,400	0,049
• Ø90 mm	133908	42	10,850	0,049
• Ø110 mm	133909	25	10,380	0,049
• Ø125 mm	133910	15	9,400	0,049
• Ø140 mm	133911	14	8,940	0,049
• Ø160 mm	133912	16	18,320	0,094
• Ø200 mm	133913	8	12,640	0,094
• Ø225 mm	133914	8	14,740	0,094
• Ø250 mm (NEW)	133915	5	14,800	0,124
• Ø280 mm	133916	4	11,700	0,124
• Ø315 mm	133917	2	8,500	0,124

NEW!



Unions



“Female Threaded Flange Adaptor”

Description	Code	Pieces/ box	Weight Kg	Volume m ³
• 1,5"	133927T			
• 2"	133928T			
• 2,5"	133929T			
• 3"	133908T			
• 4"	133909T			
• 4,5"	133910T			
• 5"	133911T			
• 6"	133912T			
• 7"	133913T			
• 8"	133914T			

Flange Adaptors and Flanges

NEW!



“UPVC Flange”

Description	Code	Pieces/ box	Weight Kg	Volume m ³
• Ø50 mm	1331005	70	17,800	0,049
• Ø63 mm	1331006	60	19,100	0,049
• Ø75 mm	1331007	50	21,200	0,049
• Ø90 mm	1331008	40	15,940	0,049
• Ø110 mm	1331009	34	15,200	0,049
• Ø125 mm	1331010	23	15,060	0,049
• Ø140 mm	1331011	23	13,680	0,049
• Ø160 mm	1331012	25	20,840	0,094
• Ø200 mm	1331013	16	26,440	0,094
• Ø225 mm	1331014	16	24,080	0,094
• Ø250 mm (NEW)	1331015	5	14,800	0,124
• Ø280 mm	1331016	4	9,600	0,124
• Ø315 mm	1331017	2	5,600	0,124



“Blind Flange”

Description	Code	Pieces/ box	Weight Kg	Volume m ³
• Ø110 mm	1331109	34		
• Ø125 mm	1331110	23		
• Ø140 mm	1331111	23		
• Ø160 mm	1331112	25		
• Ø200 mm	1331113			
• Ø225 mm	1331114			

Flange Adaptors and Flanges

"Vibration Flange"

Description	Code	Pieces/ box	Weight Kg	Volume m ³
• d.50 mm	0141113			
• d.65 mm	0141114			
• d.80 mm	0141115			
• d.100 mm	0141116			
• d.125 mm	0141117			
• d.150 mm	0141118			
• d.200 mm	0141119			
• d.250 mm	0141120			
• d.300 mm	0141121			
• d.350 mm	0141122			
• d.400 mm	0141123			
• d.450 mm	0141124			
• d.500 mm	0141125			
• d.600 mm	0141126			



Hose Connection and Wall Conduit Flanges

UPVC Hose Connection. O-rings in EPDM.

One side is external threaded, the other side is internal slip.

Description	Code	Pieces/ box	Weight Kg	Volume m ³
• For d.38 mm hose-1,5"	136115	100	24,200	0,094
• For d.38 mm hose-1,5" used above adaptor	136125	50	21,800	0,094
		50	21,400	0,094



136115



136125

UPVC Wall Conduit Flange.

Description	Code	Pieces/ box	Weight Kg	Volume m ³
• Ø63 mm	041602			
• Ø75 mm	041603			
• Ø90 mm	041604			
• Ø110 mm	041605			




UPVC Pipes - 6 bars

UPVC Solvent Cement Socket Pressure Pipes for Clean Water:

UPVC Clean Water Pipes have a smooth and a regular surface. Resistant to pressure and atmosphere conditions. With its high durability to chemicals, it is suitable for all kinds of liquid flow. Manufactured according to the norms of TS274, EN 1452 and DIN 8062,19532. They are the most common products that are used for the transfer of clean water with their simple installation and transfer, durability and healthy structure.


As Grade is the major principle for our Grade. Tests and analysis are done regularly at the laboratory.



Description	Code	Pieces/box	Weight Kg	Volume m ³
• Ø50 mm	1390601			
• Ø63 mm	1390602			
• Ø75 mm	1390603			
• Ø90 mm	1390604			
• Ø110 mm	1390605			
• Ø125 mm	1390606			
• Ø140 mm	1390607			
• Ø160 mm	1390608			
• Ø200 mm	1390609			
• Ø225 mm	1390610			
• Ø250 mm	1390611			
• Ø280 mm	1390612			
• Ø315 mm	1390613			
• Ø355 mm	1390614			
• Ø400 mm	1390615			

UPVC Pipes - 10 bars - 16 bars

UPVC Solvent Cement Socket Pressure Pipes for Clean Water. 10 BARS



Description	Code	Pieces/box	Weight Kg	Volume m ³
• Ø20 mm	1391000			
• Ø25 mm	1391001			
• Ø32 mm	1391002			
• Ø40 mm	1391003			
• Ø50 mm	1391004			
• Ø63 mm	1391005			
• Ø75 mm	1391006			
• Ø90 mm	1391007			
• Ø110 mm	1391008			
• Ø125 mm	1391009			
• Ø140 mm	1391010			
• Ø160 mm	1391011			
• Ø200 mm	1391012			
• Ø225 mm	1391013			

UPVC Pipes - 10 bars - 16 bars

UPVC Solvent Cement Socket Pressure Pipes for Clean Water. 10 BARS

Description	Code	Pieces/ box	Weight Kg	Volume m ³
• Ø250 mm	1391014			
• Ø280 mm	1391015			
• Ø315 mm	1391016			
• Ø355 mm	1391017			
• Ø400 mm	1391018			



UPVC Solvent Cement Socket Pressure Pipes for Clean Water. 16 BARS

Description	Code	Pieces/ box	Weight Kg	Volume m ³
• Ø20 mm	1391601			
• Ø25 mm	1391602			
• Ø32 mm	1391603			
• Ø40 mm	1391604			
• Ø50 mm	1391605			
• Ø63 mm	1391606			
• Ø75 mm	1391607			
• Ø90 mm	1391608			
• Ø110 mm	1391609			
• Ø125 mm	1391610			
• Ø140 mm	1391611			
• Ø160 mm	1391612			
• Ø200 mm	1391613			
• Ø225 mm	1391614			
• Ø250 mm	1391615			
• Ø280 mm	1391616			
• Ø315 mm	1391617			
• Ø355 mm	1391618			
• Ø400 mm	1391619			

UPVC Solvent Cements



"FITVALF UPVC Solvent Cement". Plastic bottle with brush. ASTM Heavy Duty formula. Low Viscosity, Fast Curing Time.

Description	Code	Pieces/box	Weight Kg	Volume m ³
• Fitvalf 1000 ml	13525	12		
• Fitvalf 500 ml	13527	12	6,900	0,011
• Fitvalf 250 ml	13529	24	7,600	0,011
• Fitvalf 125 ml	13537	16		

"FITVALF Pool UPVC Solvent Cement". Plastic bottle with brush. Medium Duty formula. Medium Viscosity, Normal Curing Time.

Description	Code	Pieces/box	Weight Kg	Volume m ³
• Fitvalf Pool 1000 ml	13531	6		
• Fitvalf Pool 500 ml	13550	12	7,200	0,012
• Fitvalf Pool 250 ml	13554	24	6,900	0,011
• Fitvalf Pool 125 ml	13556	16	7,600	0,011
• Hydrodif Glue for UPVC Flex Tubes-500 gr	13530			

UPVC Solvent Cements



"Fast UPVC Cements" Made in USA.

Can be pressurized to system 15 minutes after application.

Description	Code	Pieces/box	Weight Kg	Volume m ³
1 kg	13540			

UPVC Pipe Clamps




UPVC Pipe Clamps.

Description	Code	Pieces/box	Weight Kg	Volume m ³
• Ø20 mm	133350			
• Ø25 mm	133351			
• Ø32 mm	133352			
• Ø40 mm	133353			
• Ø50 mm	133354			
• Ø63 mm	133355			
• Ø75 mm	133356			
• Ø90 mm	133357			
• Ø110 mm	133358			
• Ø125 mm	133359			
• Ø140 mm	133360			
• Ø160 mm	133361			

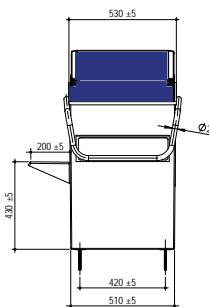
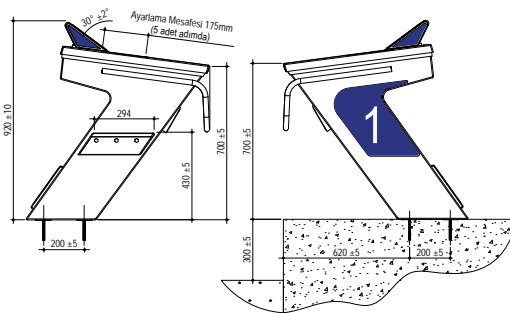
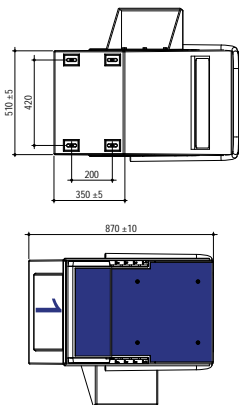
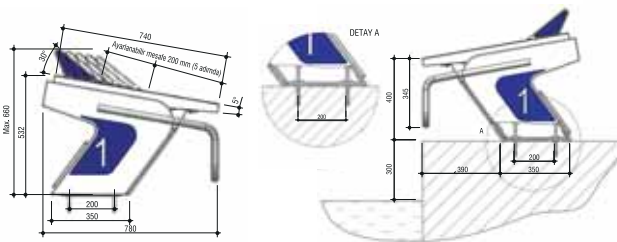
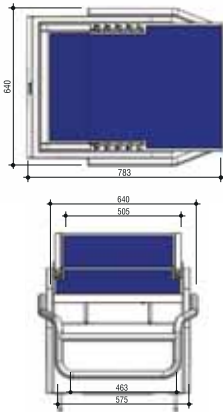
Starting Platforms

Track-Start Platforms. Made of FRP, AISI 304 stainless steel handles. Foot rest pad can be adjusted to front or back. Platform in non-slip and large surface.

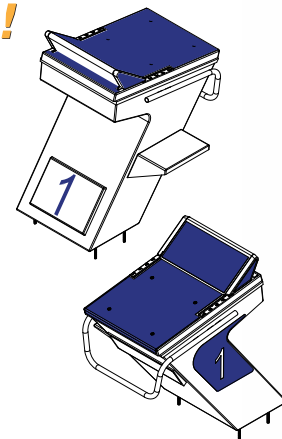
Description	Code	Pieces/box	Weight Kg	Volume m ³
• Height: 400 mm	14141	1		
• Relay Sensor, Mechatronic	14141DS	1		
• Height: 700 mm (NEW)	14142	1		



14141DS



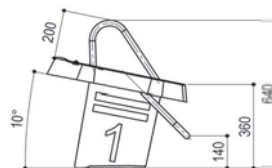
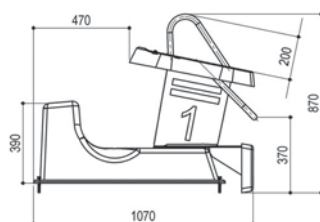
NEW!



14142

Fixed Starting Platforms. Made of FRP, AISI 304 grade stainless steel top and front handles. Height can be adjusted up to 700 mm through the elevation platform. FRP turning panels can be adapted to front side of the platform.

Description	Code	Pieces/box	Weight Kg	Volume m ³
• Height: 400mm	14151	1		
• Height: 700mm	14152	1		
• FRP Turning Panel (Optional)	14153	1		



View with elevation platform

14152 + 14153

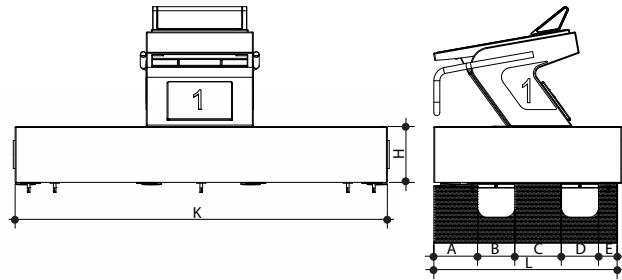
Starting Platforms



Starting Platform with Elevation and Turning Podiums. Made of FRP over steel frame, $h=300$ mm, height adjustable legs. Used with 400 mm height starting platforms. Each for every swim lane.

Description	Code	Pieces/box	Weight Kg	Volume m^3
• 2000 x 1000 mm	141411	1		
• 2500 x 1000 mm	141412	1		

PS: For platform connection, the dimensions of "A, B, C, D and E" must be given.

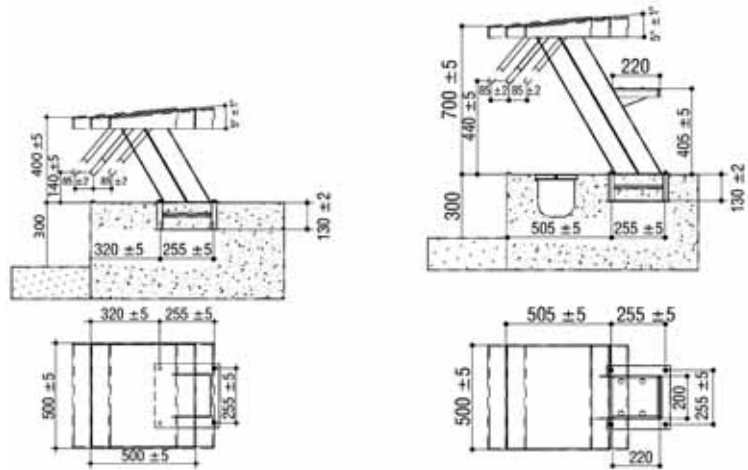


Starting Platforms; Adjustable. Base in AISI 304 grade stainless steel, platform in fiberglass reinforced polyester with non-slip finish. 500 x 500 mm. Special anchor to be installed in concrete slab is upon request.

Description	Code	Pieces/box	Weight Kg	Volume m^3
• Height : 700 mm	14111	1	23,112	0,340
• Height : 400 mm	14112	1	17,200	0,375

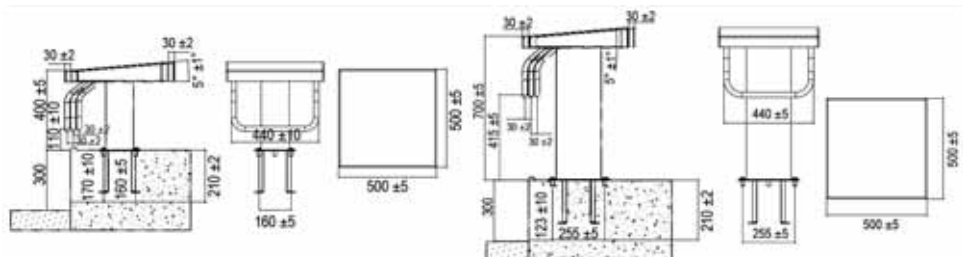


Special Anchor (Optional)



Adjustable Starting Platform. AISI 304 grade stainless steel cylindrical body. The platform can be adjusted 3 cm forwards or backwards. The handle is also independently adjustable by 3 cm. Non-slippery surface, polyester and fiberglass 500 x 500 mm platform.

Description	Code	Pieces/box	Weight Kg	Volume m^3
• Height : 400 mm	14113	1		
• Height : 700 mm	14114	1		

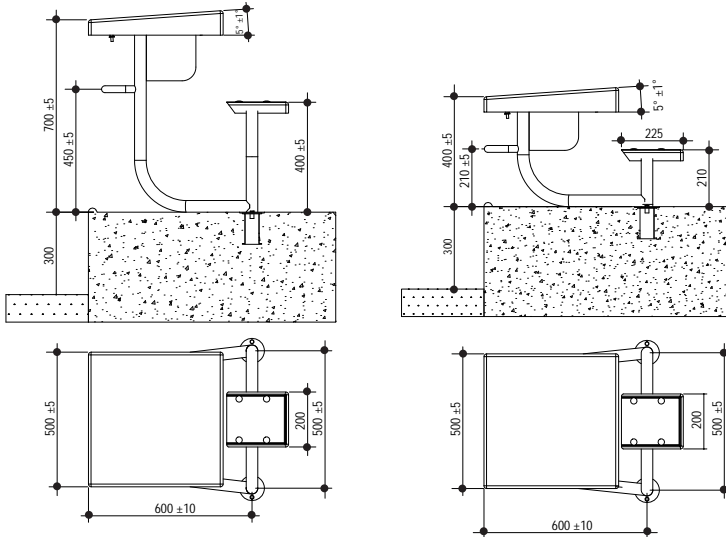


Starting Platforms

Starting Platforms; Fixed. Base made of AISI 304 grade stainless steel Ø42 mm. pipe, platform in fiberglass reinforced polyester with non-slip finish. 500 x 500 mm.

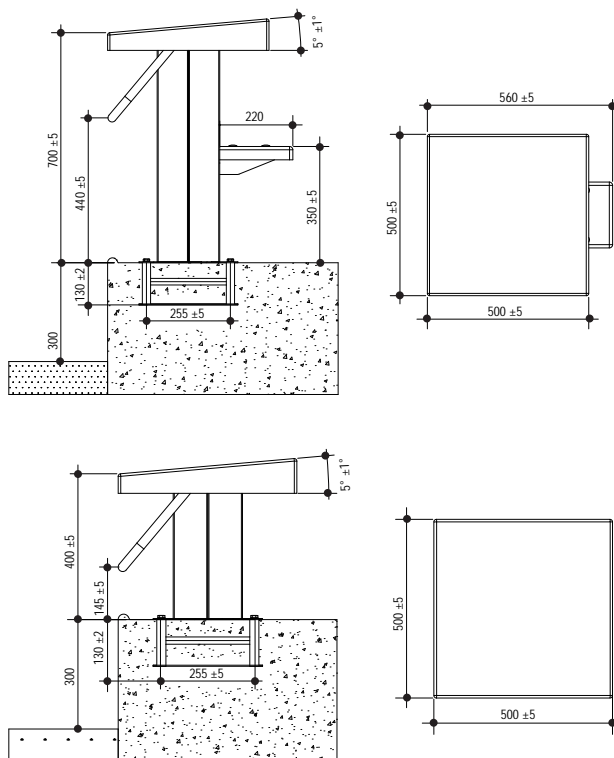
Description	Code	Pieces/box	Weight Kg	Volume m ³
• Height : 700 mm	14121	1		
• Height : 400 mm	14122	1		

PS: Designed to be fixed with "14410" or "14430" anchors are not included.



Starting Platforms; Fixed. Base made of AISI 304 grade stainless steel, platform in fiberglass reinforced polyester with non-slip finish. 500 x 500 mm.

Description	Code	Pieces/box	Weight Kg	Volume m ³
• Height : 700 mm	14131	1		
• Height : 400 mm	14132	1		



Special Anchor (Optional)

Anchors



Level Anchors for Zurich and Wiesbaden Type Swimming Pools.

In AISI 304 grade stainless steel, for Ø42 mm pipe.

Description	Code	Pieces/box	Weight Kg	Volume m ³
	14410	2	1,672	0,008



Inclined Anchors for Finnish Type Swimming Pools.

In AISI 304 grade stainless steel, for Ø42 mm pipe.

Description	Code	Pieces/box	Weight Kg	Volume m ³
	14420	2	1,020	0,008



Level Anchors with Bolts for "14121" and "14122" Starting Platforms.

In AISI 304 grade stainless steel for Ø42 mm pipe.

Description	Code	Pieces/box	Weight Kg	Volume m ³
	14430	2	1,240	0,008

Turning Panels

Turning Panels for Overflow Competition Pools.

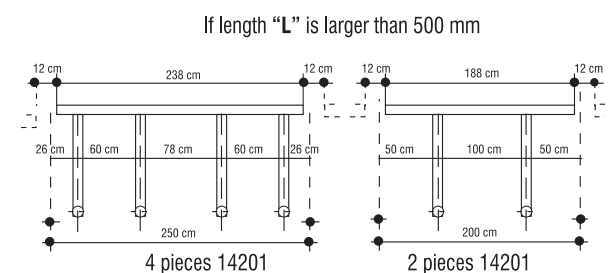
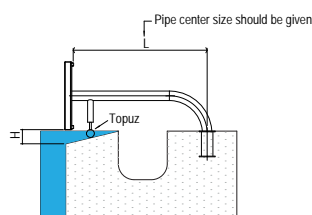
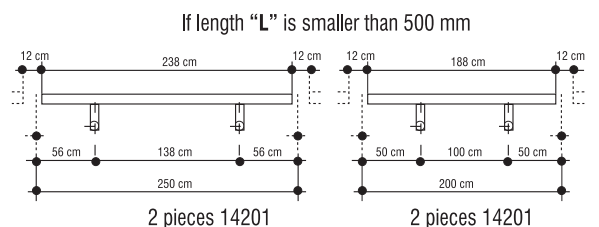
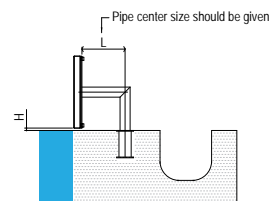
Frame in AISI 304 grade stainless steel frame screened with plastic grating. Height 300 mm.



Description	Code	Pieces/box	Weight Kg	Volume m ³
• Lane width : 2,0 m	14210	1	12,000	
• Lane width : 2,5 m	14220	1	14,000	
• Support for turning panels in AISI 304 grade stainless steel.	14201	2	7,000	

PS: Designed to be fixed with "14410" or "14420" anchors which are not included.

"L" and "H" should be dimensioned when ordering.


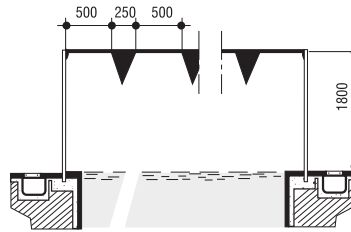


Post Set

Set of Backstroke Turn Indicators. Composed of 2 posts $\varnothing 42$ mm. in AISI 304 grade stainless steel. Height: 1,80 m. One of them is with a pulley and the other with a fixing element for cord. Complete with nylon cord and flags.

Description	Code	Pieces/box	Weight Kg	Volume m ³
• For pools of 12,5 m width	14311	1	16,000	0,060
• For pools of 25 m width	14312	1	14,000	0,050


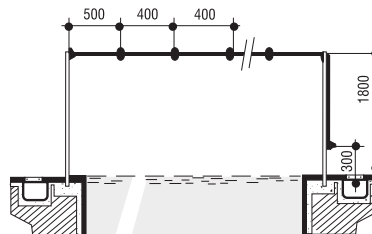
PS: Designed to be fixed with "14410" or "14420" anchors which are not included.



Set of False Start Posts. Composed of 2 posts $\varnothing 42$ mm. in AISI 304 grade stainless steel. Height: 1,80 m. One of them is with a pulley and the other with a fixing element for cord. Complete with plastic floats and nylon cord.

Description	Code	Pieces/box	Weight Kg	Volume m ³
• For pools of 12,5 m width.	14321	1	12,000	0,057
• For pools of 25 m width.	14322	1	14,000	0,030

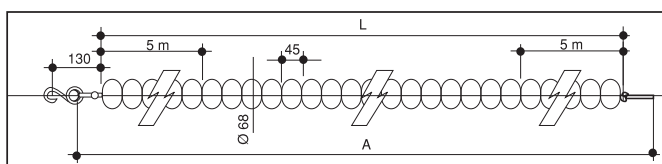
PS: Designed to be fixed with "14410" or "14420" anchors which are not included.
Two sets are necessary for a competition pool.




Floating Lanes

Rome Model. Complete with plastic floats, nylon line and 1 hook "14650"

Description	Code	Pieces/box	Weight Kg	Volume m ³
• Length: 25 m	14511	1	8,700	0,135
• Length: 50 m	14512	1	17,400	0,265




Code	L (m)	A (m)	# of floats - Rome, Colored	# of floats - Rome, White
14511	25	27	232	318
14512	50	52	232	868

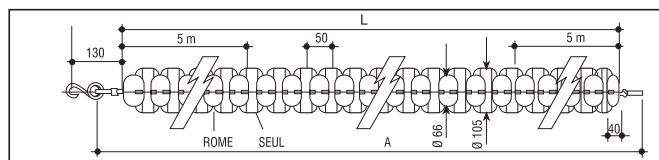


Floating Lanes

Seul Model. Complete with plastic floats, nylon line and 1 hook "14650"




Description	Code	Pieces/box	Weight Kg	Volume m ³
• Length: 25 m	14521	1	23,700	0,340
• Length: 50 m	14522	1	47,400	0,620



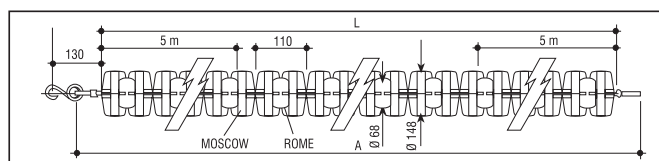
Code	L (m)	A (m)	# of floats Seul, Colored	# of floats Rome, White	# of floats Seul, White	# of floats Rome, Colored
14521	25	27	178	178	268	269
14522	50	52	178	178	714	715

PS: For FINA standarts, all floating lanes must be ordered with Stainless Steel line (14632).

Moscow Model. Complete with plastic floats, nylon line and 1 hook "14650"




Description	Code	Pieces/box	Weight Kg	Volume m ³
• Length: 25 m	14531	1	22,150	0,340
• Length: 50 m	14532	1	44,300	0,620



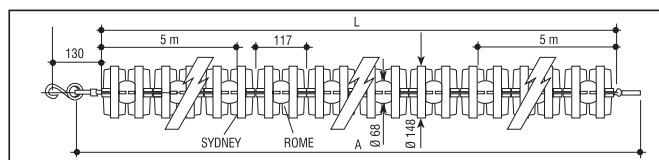
Code	L (m)	A (m)	# of floats Moscow, Colored	# of floats Rome, White	# of floats Moscow, White	# of floats Rome, Colored
14531	25	27	192	96	192	143
14532	50	52	192	96	192	378

PS: For FINA standarts, all floating lanes must be ordered with Stainless Steel line (14632).

Sydney Model. Complete with plastic floats, nylon line and 1 hook "14650"



Description	Code	Pieces/box	Weight Kg	Volume m ³
• Length: 25 m	14541	1		
• Length: 50 m	14542	1		




Code	L (m)	A (m)	# of floats Sydney, Colored	# of floats Rome, White	# of floats Sydney, White	# of floats Rome, Colored
14541	25	27	168	84	240	120
14542	50	52	174	84	640	320

PS: For FINA standarts, all floating lanes must be ordered with Stainless Steel line (14632).

Floaters


"Rome Model". Floater.

Description	Code	Pieces/box	Weight Kg	Volume m ³
• White	145101	500	7,000	0,110
• Orange	145102	500	7,000	0,110
• Blue	145103	500	7,000	0,110
• Red	145104	500	7,000	0,110



"Seul Model". Floater.

Description	Code	Pieces/box	Weight Kg	Volume m ³
• White	145201	150	7,000	0,080
• Orange	145202	150	7,000	0,080
• Blue	145203	150	7,000	0,080
• Red	145204	150	7,000	0,080



Floating Lane Accessories

Separator Collector Trolley. It has 4 wheels which 2 of them with brakes. Covered with PVC canvas for avoiding dripping out of excess water. Design to carry 1 piece 50m separator. It's for the installation of the separator with stainless steel anchors in the overflow pools. AISI 304 grade stainless steel. Dimension is 200 x 100 x 84. Has a 0,75 release valve in the bottom, to drain collected water.



Description	Code	Pieces/box	Weight Kg	Volume m ³
	14680	1		

Float Lane Roller. Made of AISI 304 grade stainless steel, Ø42 pipe. Width: 1,20 m.

Description	Code	Pieces/box	Weight Kg	Volume m ³
• Width: 1,20 m	14660	1	25,000	2,200
• Width: 1,80 m	14661	1		



Roller Capacity: Width 1,20 m

FLOAT LINE	25 m	33 m	50 m
Seul Model	4	2	2
Rome Model	8	6	4
Moscow Model	4	2	2

Roller Capacity: Width 1,80 m

FLOAT LINE	25 m	33 m	50 m
Seul Model	6	3	3
Rome Model	12	9	6
Moscow Model	6	3	3

Float Line. Rope.

Description	Code	Pieces/box	Weight Kg	Volume m ³
• Nylon. Ø7 mm. Price per meter.	14631	160 m	8,420	0,025
• Plastified Stainless Steel. Ø5 mm. Price per meter.	14632			



Floating Lane Accessories



Ergonomic Separator Tensioner. Body made of GF-PP and accessories from AISI 316. complete with 7 mm thick hook, SS rope fixing accessories. Threaded tension rod and easy grip plastic body allows easy tightening up to 130 mm. Can only used with SS lane ropes

Description	Code	Pieces/box	Weight Kg	Volume m ³
	14643			



Floating Line Tensor with Spring. In chrome plated bronze.

Description	Code	Pieces/box	Weight Kg	Volume m ³
	14641	1	0,686	0,001



Floating Line Tensor with Screw. In AISI 304 grade stainless steel.

Description	Code	Pieces/box	Weight Kg	Volume m ³
	14642	6	0,182	



Rope Anchor. Made of bronze. 0,75.

Description	Code	Pieces/box	Weight Kg	Volume m ³
	14651		0,186	



Line Hook. To be attached at one end of float lane. In AISI 304 grade stainless steel.

Description	Code	Pieces/box	Weight Kg	Volume m ³
	14650		0,186	



Model 1

Model 2

Lane Anchor Cup. AISI 304 grade, to be embedded to pool wall.

Description	Code	Pieces/box	Weight Kg	Volume m ³
• Model 1	14611	1	22,150	0,340
• Model 2	14627	1	44,300	0,620



Float Support. To be used with anchors "14410" and 14420". In AISI 304 grade stainless steel.

Description	Code	Pieces/box	Weight Kg	Volume m ³
	14620	2	0,520	

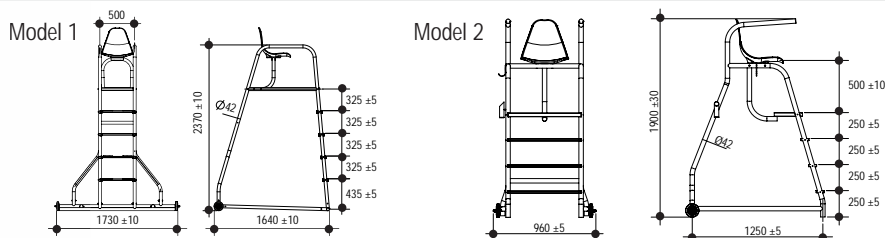


Model 1

Model 2

Refree Seat. Made of AISI 304 grade stainless steel and Ø42 mm pipe.

Description	Code	Pieces/box	Weight Kg	Volume m ³
• Model 1	14670	1	0,566	0,001
• Model 2	14671	1		



We reserve our right to change all or part of the features of the articles or contents of this document, without prior notice.

AUTOMATIC TIMING SYSTEMS FOR COMPETITION POOLS ALGE TIMEMANAGER TM-SWIM

PLEASE ASK PRICE ON PROJECT BASIS



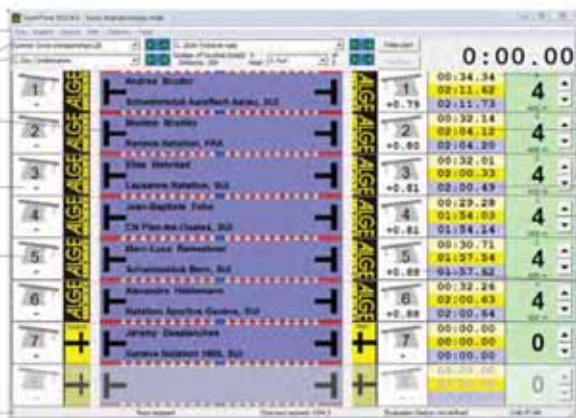
ALGE TIMEMANAGER TM-SWIM SPECIFICATIONS

- PC based timing system
- Easy connection to new generation lap-top and PC with USB interface
- User friendly
- Swimlane control with 16 touchpads
- Audio and optic control for each swimlane
- Each swimlane can be connected to 5 independent timing channels (1 touchpad, 3 button, 1 Relay Time)
- Integrated battery system – 4 hours working time
- Integrated speaker system
- False start warning on the screen
- Detection and warning system for difference of timing channels
- Reliable Touchpads
- Saving the statistics values
- Compatible with FINA, SSCH, AAU, NCAA and LEN regulations.

AUTOMATIC TIMING SYSTEMS FOR COMPETITION POOLS ALGE TIMEMANAGER TM-SWIM

PC Software

Alge Swimtime Software provides the information of time-manager processor, with user friendly and visual interface. Available for all Windows Systems.



Labels for the software interface:

- Competition Selection
- Competitor Information
- Relay Time
- Swimlane Number
- Current Position
- Lap Time
- Total Time
- Manual Button Time
- Number of Touches
- Starting Time
- Non-Started Lane
- Empty Swimlane



- User Friendly software
- Visual illustration
- Same layout with pool
- Free update for 10 years
- Back-up Battery
- Manage 16 swimlane
- Competitors Information



COMPETITION POOL SCORE SYSTEM PRODUCTS



TimeManager TM-SWIM: It's the processor that all timing activities are processed and recorded. Easy connection to new generation lap-top and PC with USB interface. Automatic timing, recording and instant printout. In this way, printouts of all timings are obtained in case of a system issue. Complete with speaker, 4 hour battery for power cut, printer, score board, starting system, auditory and visual warning inputs. Measuring range is 23 hours, 59 minutes, 59,9999 seconds.



TouchPads TP2400/TP1800: The most important instrument of the system. Quality of this product determines quality of the system. The backside is made of stainless steel. To be found in two different swimlane measures.



SWIM Terminal SWT3: Needs to be installed to each swimlane. The TimeManager automatically finds and enumerates SWT3 which is founded in each swimlane. 5 different time channels can be connected to every SWT3 terminals; 1 x touchpad, 3 x Manuel Time Buttons, 1 x starting time.



Manuel Time Buttons:
Waterproof design, 2 m cable.



Start Unit: Complete with integrated microphone and start button.



Track Start Blocks.
Made of FRP. Foot rest pad can be adjusted for ergonomic start.



Active (SPA) and Passive (SPP) Speakers. Each active speakers includes a amplifier and controls a passive speaker.



Platform with Time Sensor: Can be adapted to available platforms. Starting time detection platform adaptor.



LED SCORE BOARDS :
Options for 1, 8, 10 lines, wall matrix video options and options for colored displays.



Backstroke Starting Kit.
Prevents the start through the glide from touching panel. Compatible with GEMAS Starting Platform

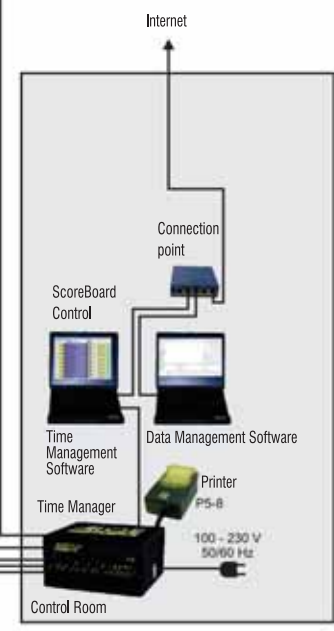

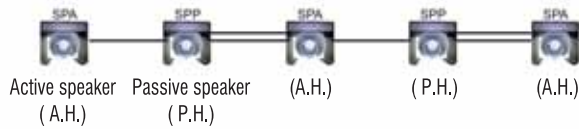
ALGE

TIMING

SWIMTIME PACKAGE 1





For 50 m pools, speaker is obligatory on the returning side.



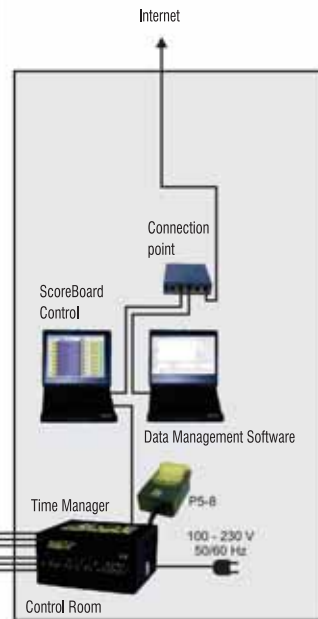
ALGE TIMING SWIMTIME PACKAGE 2

Evt. 202		Ht. 18		ALGE-TIMING			
RANK	LANE	TIME	RANK	LANE	TIME	PERIOD	
1	5	14:39.93	6	0	15:10.19		
HOME				GUEST			
2	4	14:50.59	7	2	15:23.43		
Timeout				Timeout			
3	3	14:52.53	8	1	15:41.25		
PENALTY 1				PENALTY 1			
4	6	14:53.83	9	7	16:08.00		
PENALTY 2				PENALTY 2			
5	8	14:59.11	0	9	17:33.88		

For 50 m pools, speaker is obligatory on the returning side.



E-Start Starting System



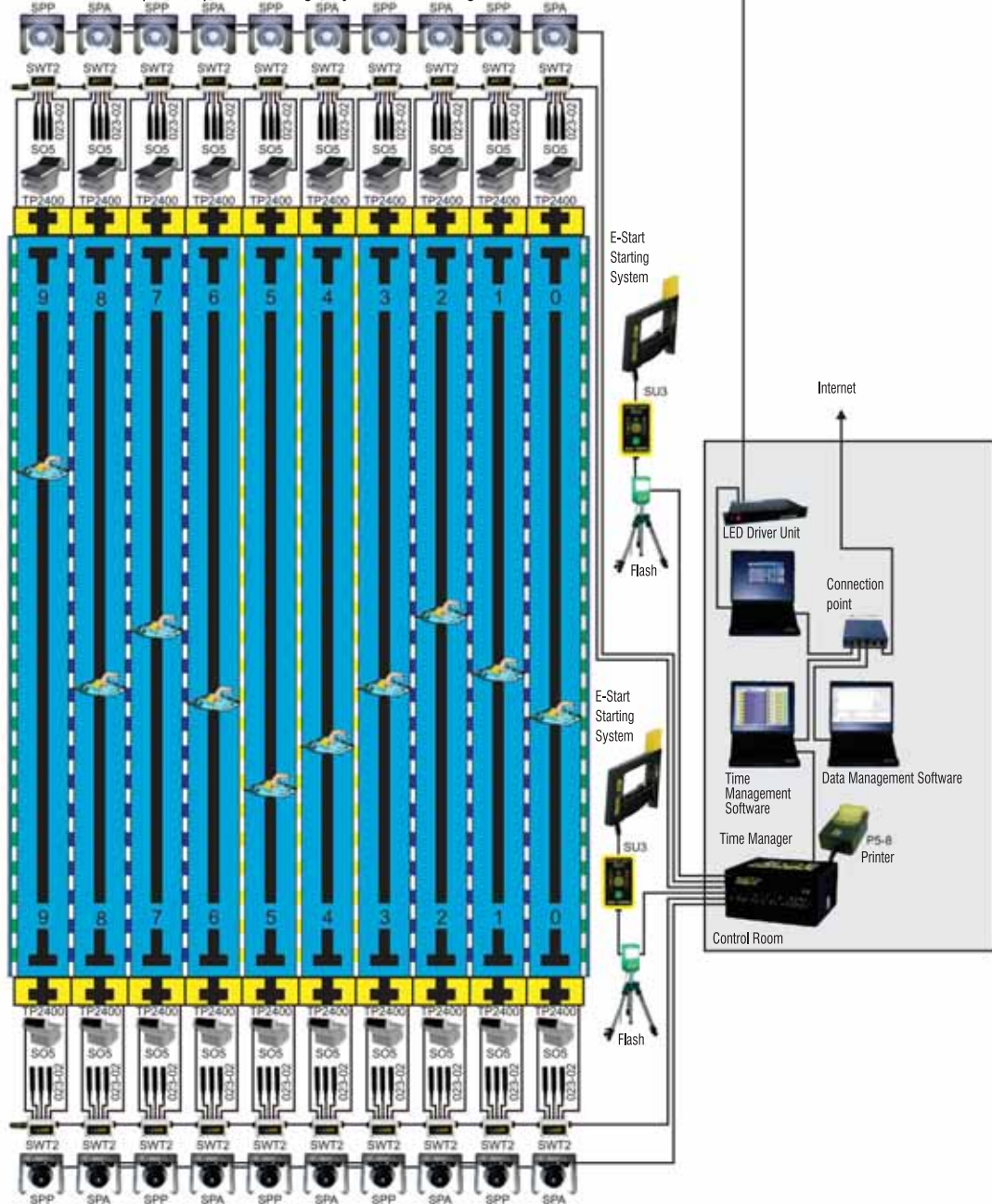
10 LINES MATRIX LED SCOREBOARD

Below seen videowall is optional

ALGE
TIMING
SWIMTIME
OLIMPIC SYSTEM
SWIMTIME PACKAGE 3

400 M MEDELEY - MEN HEAT 2 OF 4						
WR 4:03.84 CR 4:09.59 ER 4:06.16						
0		Nikola DIMITROV	BUL	34.30	1:36.71	7
1		Alexander KUDASHEV	RUS	25.30	1:32.14	1
2		Alpkan ORNEK	TUR	34.96	1:35.85	6
3		Jeremy Marc DESPLANCHES	SUI	33.10	1:33.37	3
4		Christoph MEIER	LIE	35.73	1:33.41	4
5		Diogo Filie CARVALHO	POR		DNS	
6		Pavel JANECEK	CZE	34.36	1:32.92	2
7		Bogdan KNEZEVIC	SRB	35.43	1:34.83	5
8		Uladzimir ZHYHARAU	BLR	36.79	1:37.37	9
9		Anton GONCHAROV	UKR	36.32	1:37.24	8

For 50 m pools, speaker is obligatory on the returning side.



PROOF OF THE FUTURE



15 Spa &
Steam Room

294



300



Massage Jets



"Freedom" model massage jet. Water connection d.50 mm, air connection Ø 32 mm, complete with internal set. Recommended flow; 1,5 m³/h - 7 mSS

Description	Code	Pieces/box	Weight Kg	Volume m ³
	1510-FS715	1	0,380	



"Freedom" model massage jet internal set. Adjustable type

Description	Code	Pieces/box	Weight Kg	Volume m ³
	1510-FS00TA	1	0,090	



"Hydrojet" model massage jet. Complete with nozzle. Water and Air connection Ø 50 mm, PVC, including nozzle. Recommended flow; 1,5 m³/h - 7 mSS

Description	Code	Pieces/box	Weight Kg	Volume m ³
	1510-4100	1	0,440	



"Magna" Model Massage Jet Body. Water connection d.50, air connection d.32, excluding nozzle. Recommended flow; 2,7 m³/h - 7 mwh

Description	Code	Pieces/box	Weight Kg	Volume m ³
	1510-4833	1	0,440	

To be used for "Magna" Model Massage Jet.



Description	Code	Pieces/box	Weight Kg	Volume m ³
• Magna'SSage: Single mouth 0,008 heading jet nozzle.	1516-4821	1	0,062	
• Magna'SSage: Double mouth swivel heading jet nozzle.	1516-4820	1	0,078	



"SP-1434A" Model Massage Jet. Water and air connections Ø 50 mm; PVC, 2" inlet included. Recommended flow; 1,5 m³/h - 7 mwh

Description	Code	Pieces/box	Weight Kg	Volume m ³
	1510-1434A	1		



"SP-1434ASS" Model Massage Jet. Water and air connection Ø 50, PVC, 2" inlet included. Frame is stainless steel. Recommended flow; 1,5 m³/h - 7 mwh

Description	Code	Pieces/box	Weight Kg	Volume m ³
	1510-1434ASS			

Massage Jets

Massage Unit. Can be installed as single or multiple massage stations.

Description	Code	Pieces/ box	Weight Kg	Volume m ³
• Model 1 - Ø40 mm	1510-1435	1		
• Model 2 - Ø28 mm	1510-1436			



Massage Unit. Used for massage from the floor.

Description	Code	Pieces/ box	Weight Kg	Volume m ³
Model 3 - 5 x Ø19 mm	1510-1437	1		



"EM" Model Massage Jets. Water connection D.50, air connection D.32. Complete with adjustable type internal set.

Description	Code	Pieces/ box	Weight Kg	Volume m ³
	1596601207	1	0,420	



"EM" Model Massage Jet Internal Set.

Description	Code	Pieces/ box	Weight Kg	Volume m ³
• Adjustable type, Recommended Flow 1,5m ³ /h	1588090812	1	0,090	
• Rotary type, Recommended Flow 1,5m ³ /h	1588090912	1	0,090	



1588090812

1588090912

"Swimjet" Model Massage Jet. Water connection Ø 63 mm, air connection Ø 32 mm, length 145 mm. Recommended flow; 16 m³/h - 7 mwh

Description	Code	Pieces/ box	Weight Kg	Volume m ³
	1516-5759	1	0,420	



"Hydrojet" Model Massage Jet Extension. L= 105 mm, ABS.

Description	Code	Pieces/ box	Weight Kg	Volume m ³
	1510-4400	1	0,214	



Massage Jets



"Venturi TEE" Model Massage Jet Body. Water connection Ø 48,6 mm, length excluding nozzle: 260 mm. Suggested discharge: 5m³/h - 7mwh (Used for building massage station inside the pool).

Description	Code	Pieces/box	Weight Kg	Volume m ³
	1510-4320	1	0,253	



"Venturi TEE" Model Massage Jet Inlet.

Description	Code	Pieces/box	Weight Kg	Volume m ³
F.I.S. FITTINGS.	1510-3420	1	0,090	

Air Jets



Air jet. White, ABS.

Description	Code	Pieces/box	Weight Kg	Volume m ³
• 9 Holes - Top, Removable Cover	1511-9201	1		
• 9 Holes - Top	1511-9202	1		

Suction Drain



"Big Type" Suction Drain.

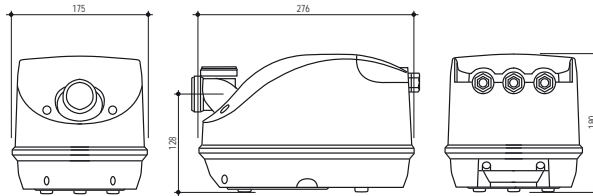
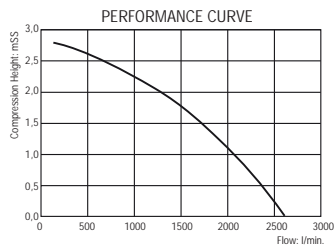
Description	Code	Pieces/box	Weight Kg	Volume m ³
White ABS, 3" external thread 0,008 Ø 152 mm external diameter Ø 90 mm Slip Connection Recommended Flow Rate 20 m ³ /h	1510-6201	1	1,222	

Air Blowers

BLOWERS FOR DISCONTINUED USE.

Genesis Blower 1,2 kW, 230 V/50 Hz. Maximum pressure: 3,0 mwh, Maximum recommended flow rate: 160 m³/h.

Description	Code	Pieces/box	Weight Kg	Volume m ³
Genesis Blower 1,2 kW	15GB120-2NN-3	1	2,792	0,011



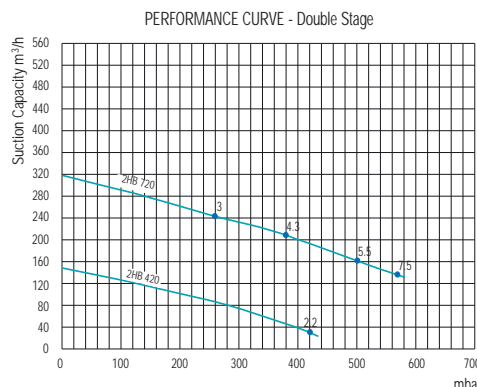
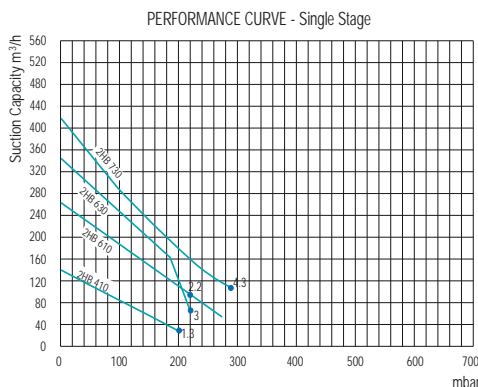
“Air Blower for Continuous Use”

Description	Code	Pieces/box	Weight Kg	Volume m ³
• Blower 1.3 kW, Single Stage, 220/380V	15410H26	1	17,000	
• Blower 2.2 kW, Single Stage, 220/380V	15610H16	1	28,000	
• Blower 2.2 kW, Double Stage, 220/380V	15420H46	1	27,000	
• Blower 3 kW, Single Stage, 220/380V	15630H26	1	35,000	
• Blower 3 kW, Double Stage, 220/380V	15720H26	1	48,000	
• Blower 4.3 kW, Double Stage, 380/660V	15730H47	1	45,000	
• Blower 4.3 kW, Double Stage, 380/660V	15720H37	1	54,000	
• Blower 5.5 kW, Double Stage, 380/660V	15720H47	1	70,000	
• Blower 7.5 kW, Double Stage, 380/660V	15720H57	1	74,000	



TECHNICAL CHARACTERISTICS

MODEL	15410H26	15610H16	15420H46	15630H26	15720H26	15730H47	15720H37	15720H47	15720H57
Frequency (Hz)	50	50	50	50	50	50	50	50	50
Power (kW)	1.3	2.2	2.2	3	3	4.3	4.3	5.5	7.5
Voltage (V)	220-380	220-380	220-380	220-380	220-380	380Δ-660Y	380Δ-660Y	380Δ-660Y	380Δ-660Y
Current (A)	5.7	9.7	9.7	12.5	12.5	9.5	10	13.3	16.7
Max. Flow (m ³ /h)	145	265	150	345	320	420	320	320	320
Vacuum (mbar)	-170	-235	-330	-240	-280	-265	-360	-440	-440
Pressure (mbar)	200	220	420	220	260	290	380	500	570
Noise (dB)	63	69	66	70	73	70	73	73	73
Weight (Kg)	17,000	28,000	27,000	35,000	48,000	45,000	54,000	70,000	74,000



Air Buttons



1522-1043

1522-1044

"Standard" Pneumatic Air Button

Description	Code	Pieces/box	Weight Kg	Volume m ³
• Body external diameter 31,5 mm, 3 mm tube connection.	1522-1043	1	0,020	
• Body external diameter 1", 3 mm tube connection.	1522-1044			



156438

156437

Gemas Pneumatic Air Button

Description	Code	Pieces/box	Weight Kg	Volume m ³
• Gemas Large model air button with Ø 63 mm 2" connection	156437	1	0,035	
• Gemas Small model air button with Ø 50 mm 1.5" connection	156438	1	0,022	

PS: h= 67mm. 4 mm air connection. Effective from 25 meters.

Pneumatic Switch Boards



Description	Code	Pieces/box	Weight Kg	Volume m ³
• PNEUMATIC SWITCH BOARD, Complete with contactor and circuit breaker for up to 4 kw triphase pumps. Assembled in a humid resistant plastic box.	05080	1	0,748	
• PNEUMATIC SWITCH. Permanent type. Up to 1 HP	156871	1	0,020	
• PNEUMATIC SWITCH HOSE. D 2,0 - 4,0 mm. Price per meter.	15310			

Electronic 3-Function Button



GEMAS "Electronic Button" 64mm.

Works with the driver. It can be installed / used outdoors. UV protected touch pad.

Description	Code	Pieces/box	Weight Kg	Volume m ³
• 3-Function Button	15231	1		
• Driver	15230	1		

Air Regulators



1510-2100

1510-2100S

1510-2200

1510-2300

"Standart" Type Air Regulator

Description	Code	Pieces/box	Weight Kg	Volume m ³
• Big model 1 1/4" male threaded	1510-2100	1	0,084	
• Big model 1 1/4" male threaded. St.Steel	1510-2100S	1		
• Small model 3/4" male threaded	1510-2200	1	0,036	
• Small model 1" male threaded. Chrome-plated.	1510-2300	1		

Caps

Hydro-Air "Caps"

Description	Code	Pieces/ box	Weight Kg	Volume m ³
Ø 50 mm	1520-1015	1	0,036	



PVC Flexible Tubes

Description	Code	Pieces/ box	Weight Kg	Volume m ³
• Ø 32 mm PVC Flexible Tube	15410			
• Ø 50 mm PVC Flexible Tube	15420			
• Ø 63 mm PVC Flexible Tube	15430			



Flexible Tube Cement

Description	Code	Pieces/ box	Weight Kg	Volume m ³
500 ml	13530	1	0,500	



SPA Underwater Lights

"Mini 2001" Underwater Lights. Heat resistant plastic body, bottom outlet. Complete with 2 m. cable. 50 W/12 V bulb or 4,2 W power LED. Led bulbs is 100% sealed from water with transparent epoxy.

Description	Code	Pieces/ box	Weight Kg	Volume m ³
• Slip type body with plastic frame	05112S	4	2,000	0,007
• 05112S,6 W/12 V SMD 36 LED	05112SLS	4		
• 2" Threaded body with plastic frame	05112T	4	2,100	0,007
• 05112T, 6 W/12 V SMD 36 LED	05112TLS	4		



05112SLS



05112T

Nut for Mini Underwater Light, for FR-Polyester Pools. Made of white ABS Plastic with 2" internal thread. Complete with gasket.

Description	Code	Pieces/ box	Weight Kg	Volume m ³
Ø 50 mm	04237	35	1,474	0,006



Steam Generators with Electric Heater



FL Series Steam Generator.

Device protection when it is without water. High pressure protection, automatic water fill up and drainage. All models should be used with an external control panel. One remote control panel can operate 2, 3 or 4 pieces combined with steam generator. Generator feeding water should not be over 0-5 Fh (French Hardness) hardness level. Otherwise it will be out of warranty. Complete with safety valve.

Description	Code	Pieces/box	Weight Kg	Volume m ³
• FL-45, 4,5 kW	182101			
• FL-60, 6 kW	182102			
• FL-90, 9 kW	182104			
• FL-120, 12 kW	182105			
• FL-150, 15 kW	182106			
• FL-180, 18 kW	182107			

Control panels for steam generators with electric heater. The "Operating" light, steam room temperature display, working hour countdown, automatic disinfection function (ozone) can be observed outside the panel.



Description	Code	Pieces/box	Weight Kg	Volume m ³
• FAN-T, For 60/90 models	182201			
• FAN-M, For 120/180 models	182202			



STEAMER STEAM GENERATORS WITH ELECTRODE.

The product is not negatively effected from hard water. Automatic water filling and drainage. Device can be adjusted gradually and operated to the max. 10 kW level. Electrode and tanks are washed automatically. Can be operated automatic and manual. Phase protection exists on the device. Body electrostatic painted and Stainless Steel 304 Quality. 40x200 mm LCD Board is on the device enabling to observe all the control values. 3 functional key gives opportunity for manual operation, automatic operation and stopping the system and draining. All devices are used with external control panels. 3 steam generators can be combined and controlled by 1 piece remote control. 1 lt Lime Protector included in price.



Description	Code	Pieces/box	Weight Kg	Volume m ³
• EL1000-3, up to 18 kW	182111			
• Lime Protector 1 liter	075311			

Steam Generators with Electric Heater

Control Panel for STEAMER Steam Generators with Electrode.

Device is controlled with touch pad. The cabinet Lightning, ventilation and heating-steam function can be controlled separately with time clock trough the device. It can be programmed each week day separately. Same Control panel can control 3 pieces generators. Enables possibility to operate Monophase or Triphase. **It is not mandatory to be used with steam generator.**



Description	Code	Pieces/box	Weight Kg	Volume m ³
ELKT1000	182211			

Steam Room Accessory Equipments

Steam Nozzle.

Description	Code	Pieces/box	Weight Kg	Volume m ³
• Stainless Steel AISI 304	182301	1		
• Steam Nozzle Plastic	182302			



182301



182302

Steam Bath Door.


8 mm thick tempered glass. Aluminium hinge, plastic handle. 71,5x200x5,5 cm

Description	Code	Pieces/box	Weight Kg	Volume m ³
	182401	1		



Steam Bath Door Handle. Made of plastic.

Description	Code	Pieces/box	Weight Kg	Volume m ³
	1824011	1		



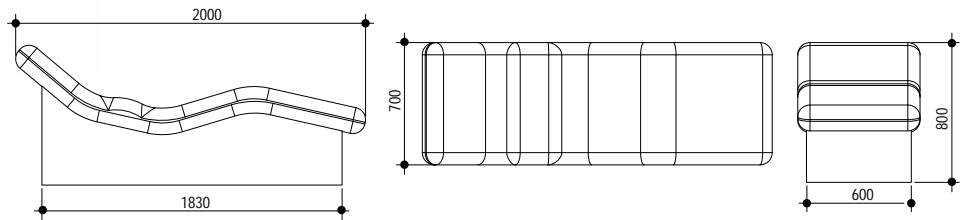

Prefabricated Construction Materials for SPA



Relaxation Beds

Made of Extruded polystyrene, XPS, hard foam and all surfaces are reinforced with fiber glass and covered with industrial plaster. There will no need of construction process, glass mosaics can be covered directly right after delivery.

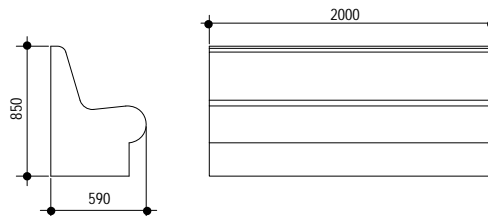
Description	Code	Pieces/box	Weight Kg	Volume m ³
	184101			



Steam Room Seats

Made of Extruded polystyrene, XPS, hard foam and all surfaces are reinforced with fiber glass and covered with industrial plaster. There will no need of construction process, glass mosaics can be covered directly right after delivery.

Description	Code	Pieces/box	Weight Kg	Volume m ³
	185101			



Rounded Shower Cabin

Made of Extruded polystyrene, XPS, hard foam and all surfaces are reinforced with fiber glass and covered with industrial plaster. There will no need of constructive process, glass mosaics can be covered directly right after delivery. 50x1020x2000 mm.

Description	Code	Pieces/box	Weight Kg	Volume m ³
	186101			



Spiral Shower Cabin

Made of Extruded polystyrene, XPS, hard foam and all surfaces are reinforced with fiber glass and covered with industrial plaster. There will no need of constructive process, glass mosaics can be covered directly right after delivery. 50x1575x1950x2000 mm

Description	Code	Pieces/box	Weight Kg	Volume m ³
	186102			

SPA BS-691

5 Kişilik Akrilik Lüks Masaj Küveti-SPA

5 Persons Luxury Hot Tub Spa

Klasik Seri SPA:

Taşıyıcı iskelet üzerinde kompozit kaplamalı eteği ile standart özelliklerdedir. Renk seçenekleri mevcuttur. Yüksek standartlara sahip bir masaj havuzu isteyenler için iyi bir seçenektir.

Bu seri SPA'lar, akıllı ve kullanımı kolay bir kontrol sistemi ile donatılmıştır. Kullanıcıların kendileri için en iyi masaj modunu seçmeleri son derece kolaydır. Yüksek verimli/kaliteli masaj ve filtrasyon pompaları ile birlikte hava masajı fonksiyonu, bluetoothlu ses sistemi, ısıtma sistemi, LED'li ışık sistemi, şelale opsiyonu ve benzeri özellikler sunulmaktadır.

Tüm masaj küvetleri aşağıda listelenen teknik özelliklere ilaveten; plastik **iki basamaklı merdiveni, ısı izolasyonlu kış örtüsü** ile kompledir. Akrilik gövde dış tarafından Poli Üretan izolasyonla ısı kaybına karşı izole edilmiştir.

Classic Series SPA:

Classic Series SPA uses Classic Skirt, standard configurations, and there are lots of models and colors for you to choose. If you need a higher standard configurations massage pool, this is a good choice, each model has its own characteristics.

This series SPA has an intelligent, easy to operate control system, it's convenient for customer to use and choose the best massage mode. High efficiency/quality water pumps. Air bubble function, bluetooth system, heating system, cascade system, light system and so on.

Kod/Code	Ürün/Description	Boyut/Dimensions	Etek/Skirt
151140	SPA BS-691-Bulut Siyahı/Cloud Black	2350x2350x900mm	Kızıl Kahve/Red Brown
151141	SPA BS-691-Okyanus Mavisi/Ocean Blue	2350x2350x900mm	Kızıl Kahve/Red Brown
151142	SPA BS-691-Bulut Beyazı/Cloud White	2350x2350x900mm	Gri/Grey



151142



151140



151141

Teknik Özellikler/Technical Specs:

Boyutlar/Dimensions: 2350 x 2350 x 900 mm
Kontrol Sistemi/Control System: 1 set

Pompalar/Pumps

Masaj Jet Pompaları/Jet Pumps: 2 x 2.2kW
Hava Köpürge/Blower: 1 x 0.7kW
Hava Nozulu/Air Nozzle: 24 pcs

Jet/Jets: 5" dönen jet/Rotating jet: 2 pcs
5" jet: 3 pcs
4,5" dönen jet/Rotating jet: 6 pcs
3,5" dönen jet: 9 pcs
3,5" jet: 7 pcs
2,5" dönen jet/Rotating jet: 18 pcs
2,5" jet: 18 pcs

Hava Ayarlayıcı/Air Regulator: 3 pcs

Standart Kabuk/Shell: Akrilik/Acrylic
Etek/Skirt: PS Kompozit

Filtre Pompası/Filtration Pump: 1 x 0.25kW
Filtre/Filter: 1 pc
• UV Light

Isıtıcı/Heater: 1 x 3kW
Ozon/Ozone System: 1pc
LED: 5" LED 1 pc
Small LED 14 pcs

Su Tahliye/Drain: 1 pc
Su Emiş/Suctions: 4 pcs
Su Yönlendirici/Diverter: 1 pc
Parmak Fiskiye/Comet: 2 pcs

Hacim/Volume (m³): 1.4m³

Koltuk/Seat: 5 pcs

Yastık/Pillow: 2 pcs

Hoparlör/Speaker: 2 pcs

Merdiven/Stairs: 1 pc

Toplam Güç/Total power: 8.35kW

Elektrik/Electric: 220 V / 50Hz

Ambalaj/Package: Kontrol kasa/
Plywood case



Merdiven/Stair: 2 Basamaklı Merdiven (Gri)
2 Steps-Stairs (Grey)

SPA BS-194

6 Kişilik Akrilik Lüks Masaj Küveti-SPA

6 Persons Luxury Hot Tub Spa

Klasik Seri SPA:

Taşıyıcı iskelet üzerinde kompozit kaplamalı eteği ile standart özelliklerdedir. Renk seçenekleri mevcuttur. Yüksek standartlara sahip bir masaj havuzu isteyenler için iyi bir seçenektir.

Bu seri SPA'lar, akıllı ve kullanımı kolay bir kontrol sistemi ile donatılmıştır. Kullanıcıların kendileri için en iyi masaj modunu seçmeleri son derece kolaydır. Yüksek verimli/kaliteli masaj ve filtrasyon pompaları ile birlikte hava masajı fonksiyonu, bluetoothlu ses sistemi, ısıtma sistemi, LED'li ışık sistemi ve benzeri özellikler sunulmaktadır.

Tüm masaj küvetleri aşağıda listelenen teknik özelliklere ilaveten; plastik **iki basamaklı merdiveni**, **ısı izolasyonlu kış örtüsü** ile kompledir. Akrilik gövde dış tarafından Poli Üretan izolasyonla ısı kaybına karşı izole edilmiştir.

Classic Series SPA:

Classic Series SPA uses Classic Skirt, standard configurations, and there are lots of models and colors for you to choose. If you need a higher standard configurations massage pool, this is a good choice, each model has its own characteristics.

This series SPA has an intelligent, easy to operate control system, it's convenient for customer to use and choose the best massage mode. High efficiency/quality water pumps. Air bubble function, bluetooth system, heating system, cascade system, light system and so on.

Kod/Code	Ürün/Description	Boyut/Dimensions	Etek/Skirt
151143	SPA BS-194-Bulut Beyazı/Cloud White	2220x2220x890mm	Gri/Grey



Teknik Özellikler/Technical Specs:

Boyutlar/Dimensions: 2200 x 2200 x 890 mm
Kontrol Sistemi/Control System: 1 set

Pompalar/Pumps

Masaj Jet Pompaları/Jet Pumps: 2 x 1.5kW
Hava Körüğü/Blower: 1 x 0.7kW
Hava Nozulu/Air Nozzle: 24 pcs

Jet/Jets: 5" LED'li dönen jet/Rotating jet: 3 pcs
5" power jet: 1 pc
3,5" dönen jet: 3 pcs
3/4" jet: 52 pcs
Baloncuklu ışık jet/
light with bubble Jet: 4 pcs
Air bubble Jet: 12 pcs

Hava Ayarlayıcı/Air Regulator: 2 pcs

Standart Kabuk/Shell: Akrilik/Acrylic
Etek/Skirt: PS Kompozit

Filtre Pompası/Filtration Pump: 1 x 0.25kW
Filtre/Filter: 1 pc
• UV Light

Isıtıcı/Heater: 1 x 3kW
Ozon/Ozone System: 1 pc
LED: 5" LED 1 pc
Su Tahliye/Drain: 1 pc
Su Emiş/Suctions: 4 pcs
Su Yönlendirici/Diverter: 2 pcs

Hacim/Volume (m³): 1.1m³
Koltuk/Seat: 6 pcs
Yastık/Pillow: 4 pcs
Hoparlör/Speaker: 2 pcs
Merdiven/Stairs: 1 pc
Toplam Güç/Total power: 6.95kW
Elektrik/Electric: 220 V / 50Hz
Ambalaj/Package: Kontrplak kasa/
Plywood case



Merdiven/Stair: 2 Basamaklı Merdiven (Gri)
2 Steps-Stairs (Grey)

SPA BS-391

5 Kişilik Akrilik Üstten Taşmalı Lüks Masaj Küveti-SPA 5 Persons Luxury Overflow Hot Tub Spa

Klasik Seri SPA:

Taşıyıcı iskelet üzerinde kompozit kaplamalı eteği ile standart özelliklerdedir. Renk seçenekleri mevcuttur. Yüksek standartlara sahip bir masaj havuzu isteyenler için iyi bir seçenektir.

Bu seri SPA'lar, akıllı ve kullanımı kolay bir kontrol sistemi ile donatılmıştır. Kullanıcıların kendileri için en iyi masaj modunu seçmeleri son derece kolaydır. Yüksek verimli/kaliteli masaj ve filtrasyon pompaları ile birlikte hava masajı fonksiyonu, bluetoothlu ses sistemi, ısıtma sistemi, LED'li ışık sistemi, şelale, taşma tankı ve benzeri özellikler sunulmaktadır.

Tüm masaj küvetleri aşağıda listelenen teknik özelliklere ilaveten; plastik **iki basamaklı merdiveni**, **ısı izolasyonlu kış örtüsü** ile kompledir. Akrilik gövde dış tarafından Poli Üretan izolasyonla ısı kaybına karşı izole edilmiştir.

Classic Series SPA:

Classic Series SPA uses Classic Skirt, standard configurations, and there are lots of models and colors for you to choose. If you need a higher standard configurations massage pool, this is a good choice, each model has its own characteristics.

This series SPA has an intelligent, easy to operate control system, it's convenient for customer to use and choose the best massage mode. High efficiency/quality water pumps. Air bubble function, bluetooth system, heating system, cascade system, light system and so on.

Kod/Code	Ürün/Description	Boyut/Dimensions	Etek/Skirt
151144	SPA BS-391-Bulut Beyazı/Cloud White	Ø2300x900mm	Gri/Grey



Teknik Özellikler/Technical Specs:

Boyutlar/Dimensions: Ø2300 x 900 mm
Kontrol Sistemi/Control System: 1 set

Pompalar/Pumps

Masaj Jet Pompaları/Jet Pumps: 2 x 1.5kW
Hava Körügü/Blower: 1 x 0.7kW
Hava Nozulu/Air Nozzle: 24 pcs

Jet/Jets: 5" LED'li dönen jet/Rotating jet: 2 pcs
3,5" LED'li dönen jet/Rotating jet: 3 pcs
2,5" dönen jet/Rotating jet: 20 pcs
3/5" jet: 31 pcs

Hava Ayarlayıcı/Air Regulator: 2 pcs

Standart Kabuk/Shell: Akrilik/Acrylic
Etek/Skirt: PS Kompozit

Filtre Pompası/Filtration Pump: 1 x 0.25kW
Filtre/Filter: 1 pc
• UV Light

Isıtıcı/Heater: 1 x 3kW
Ozon/Ozone System: 1pc
LED : 5" LED 1 pc
Small LED 10 pcs

Su Tahliye/Drain: 1 pc
Su Emiş/Suctions: 4 pcs
Su Yönlendirici/Diverter: 2 pcs
Şelale/Waterfall: 1 pc

Hacim/Volume (m³): 1.7m³
Koltuk/Seat: 5 pcs
Yastık/Pillow: 2 pcs
Hoparlör/Speaker: 2 pcs
Merdiven/Stairs: 1 pc
Toplam Güç/Total power: 6.95kW
Elektrik/Electric: 220 V / 50Hz
Ambalaj/Package: Kontrplak kasa/
Plywood case



Merdiven/Stair: 2 Basamaklı Merdiven (Gri)
2 Steps-Stairs (Grey)

SPA BS-192H

6 Kişilik Akrilik Lüks Masaj Küveti-SPA

6 Persons Luxury Hot Tub Spa

H Serisi:

Taşıyıcı iskelet üzerinde kompozit kaplamalı eteği ile standart özelliklerdedir. Renk seçenekleri mevcuttur. Yüksek standartlara sahip bir masaj havuzu isteyenler için iyi bir seçenektir.

Bu seri SPA'lar, akıllı ve kullanımı kolay bir kontrol sistemi ile donatılmıştır. Kullanıcıların kendileri için en iyi masaj modunu seçmeleri son derece kolaydır. Yüksek verimli/kaliteli masaj ve filtrasyon pompaları ile birlikte hava masajı fonksiyonu, bluetoothlu ses sistemi, ısıtma sistemi, LED'li ışık sistemi, ozon, UV dezenfeksiyon, şelale ve benzeri özellikler sunulmaktadır.

Tüm masaj küvetleri aşağıda listelenen teknik özelliklere ilaveten; plastik **iki basamaklı merdiveni**, **ısı izolasyonlu kış örtüsü** ile komplemdir. Akrilik gövde dış tarafından Poli Üretan izolasyonla ısı kaybına karşı izole edilmiştir.

H Series:

H Series SPA uses Classic Skirt, standard configurations, and there are lots of models and colors for you to choose. If you need a higher standard configurations massage pool, this is a good choice, each model has its own characteristics.

This series SPA has an intelligent, easy to operate control system, it's convenient for customer to use and choose the best massage mode. High efficiency/quality water pumps. Air bubble function, bluetooth system, heating system, cascade system, light system and so on.

Kod/Code	Ürün/Description	Boyut/Dimensions	Etek/Skirt
151145	SPA BS-192H-Bulut Mavisî/Cloud Blue	2080x2080x890mm	Gri/Grey
151146	SPA BS-192H-İnci Beyazî/Pearl White	2080x2080x890mm	Kahve Rengi/Coffee Color



151146



151145

Teknik Özellikler/Technical Specs:

Boyutlar/Dimensions: 2080 x 2080 x 890 mm
Kontrol Sistemi/Control System: 1 set

Pompalar/Pumps

Masaj Jet Pompaları/Jet Pumps: 2 x 1.5kW
Hava Körüğü/Blower: 1 x 0.7kW
Hava Nozulu/Air Nozzle: 24 pcs

Jet/Jets: 5" LED jet: 3 pcs
3" LED jet: 6 pcs
2" jet: 8 pcs
1" jet: 34 pcs
Air bubble Jet: 10pcs

Hava Ayarlayıcı/Air Regulator: 2 pcs

Standart Kabuk/Shell: Akrilik/Acrylic
Etek/Skirt: PS Kompozit

Filtre Pompası/Filtration Pump: 1 x 0.25kW
Filtre/Filter: 1 pc
• UV Light

Isıtıcı/Heater: 1 x 3kW
Ozon/Ozone System: 1pc
LED: 5" LED 1 pc
Su Tahliye/Drain: 1 pc
Su Emiş/Suctions: 4 pcs
Su Yönlendirici/Diverter: 2 pcs
Şelale/Waterfall: 1 pc
Şelale Anahtarı/Waterfall Switch: 1 pc

Hacim/Volume (m³): 1.1m³
Koltuk/Seat: 6 pcs
Yastık/Pillow: 4 pcs
Hoparlör/Speaker: 2 pcs
Merdiven/Stairs: 1 pc
Toplam Güç/Total power: 6.95kW
Elektrik/Electric: 220 V / 50Hz
Ambalaj/Package: Kontrol plak kasa/
Plywood case



Merdiven/Stair: 2 Basamaklı Merdiven (Gri)
2 Steps-Stairs (Grey)

SPA BS-694H

7 Kişilik Akrilik Lüks Masaj Küveti-SPA

7 Persons Luxury Hot Tub Spa

H Serisi:

Taşıyıcı iskelet üzerinde kompozit kaplamalı eteği ile standart özelliklerdedir. Renk seçenekleri mevcuttur. Yüksek standartlara sahip bir masaj havuzu isteyenler için iyi bir seçenektir.

Bu seri SPA'lar, akıllı ve kullanımı kolay bir kontrol sistemi ile donatılmıştır. Kullanıcıların kendileri için en iyi masaj modunu seçmeleri son derece kolaydır. Yüksek verimli/kaliteli masaj ve filtrasyon pompaları ile birlikte hava masajı fonksiyonu, bluetoothlu ses sistemi, ısıtma sistemi, LED'li ışık sistemi ve benzeri özellikler sunulmaktadır.

Tüm masaj küvetleri aşağıda listelenen teknik özelliklere ilaveten; plastik **iki basamaklı merdiveni**, **ısı izolasyonlu kış örtüsü** ile komplemdir. Akrilik gövde dış tarafından Poli Üretan izolasyonla ısı kaybına karşı izole edilmiştir.

H Series:

H Series SPA uses Classic Skirt, standard configurations, and there are lots of models and colors for you to choose. If you need a higher standard configurations massage pool, this is a good choice, each model has its own characteristics.

This series SPA has an intelligent, easy to operate control system, it's convenient for customer to use and choose the best massage mode. High efficiency/quality water pumps. Air bubble function, bluetooth system, heating system, cascade system, light system and so on.

Kod/Code	Ürün/Description	Boyut/Dimensions	Etek/Skirt
151147	SPA BS-694H-Bulut Beyazı/Cloud White	2200x2200x900mm	Gri/Grey
151148	SPA BS-694H-Okyanus Mavisı/Ocean Blue	2200x2200x900mm	Gri/Grey



151147



151148

Teknik Özellikler/Technical Specs:

Boyutlar/Dimensions: 2200 x 2200 x 900 mm
Kontrol Sistemi/Control System: 1 set

Pompalar/Pumps

Masaj Jet Pompaları/Jet Pumps: 1 x 1.5kW
1 x 2.2kW

Hava Körügü/Blower: 1 x 0.7kW

Hava Nozulu/Air Nozzle: 24 pcs

Jet/Jets: 5" Power LED jet: 1 pc

5" LED jet: 13 pcs

4" LED jet: 1 pc

3" LED jet: 15 pcs

1" jet: 8 pcs

Air bubble Jet: 12 pcs

Hava Ayarlayıcı/Air Regulator: 2 pcs

Standart Kabuk/Shell: Akrilik/Acrylic
Etek/Skirt: PS Kompozit

Filtre Pompası/Filtration Pump: 1 x 0.25kW

Filtre/Filter: 1 pc

• UV Light

Isıtıcı/Heater: 1 x 3kW

Ozon/Ozone System: 1pc

LED: 5" LED 1 pc

Su Tahliye/Drain: 1 pc

Su Emiş/Suctions: 4 pcs

Su Yönlendirici/Diverter: 2 pcs

Parmak Fıskiye/Comet: 2 pcs

Fıskiye Anahtarı/Fountain switch: 1 pc

Hacim/Volume (m³): 1.2m³

Koltuk/Seat: 7 pcs

Yastık/Pillow: 3 pcs

Merdiven/Stairs: 1 pc

Toplam Güç/Total power: 7.65kW

Elektrik/Electric: 220 V / 50Hz

Ambalaj/Package: Kontrplak kasa/
Plywood case



Merdiven/Stair: 2 Basamaklı Merdiven (Gri)
2 Steps-Stairs (Grey)

SPA BS-593H

6 Kişilik Akrilik Lüks Masaj Küveti-SPA

6 Persons Luxury Hot Tub Spa

H Serisi:

Taşıyıcı iskelet üzerinde kompozit kaplamalı eteği ile standart özelliklerdedir. Renk seçenekleri mevcuttur. Yüksek standartlara sahip bir masaj havuzu isteyenler için iyi bir seçenektir.

Bu seri SPA'lar, akıllı ve kullanımı kolay bir kontrol sistemi ile donatılmıştır. Kullanıcıların kendileri için en iyi masaj modunu seçmeleri son derece kolaydır. Yüksek verimli/kaliteli masaj ve filtrasyon pompaları ile birlikte hava masajı fonksiyonu, bluetoothlu ses sistemi, ısıtma sistemi, LED'li ışık sistemi ve benzeri özellikler sunulmaktadır.

Tüm masaj küvetleri aşağıda listelenen teknik özelliklere ilaveten; plastik **iki basamaklı merdiveni, ısı izolasyonlu kış örtüsü** ile komplemdir. Akrilik gövde dış tarafından Poli Üretan izolasyonla ısı kaybına karşı izole edilmiştir.

H Series:

H Series SPA uses Classic Skirt, standard configurations, and there are lots of models and colors for you to choose. If you need a higher standard configurations massage pool, this is a good choice, each model has its own characteristics.

This series SPA has an intelligent, easy to operate control system, it's convenient for customer to use and choose the best massage mode. High efficiency/quality water pumps. Air bubble function, bluetooth system, heating system, cascade system, light system and so on.

Kod/Code	Ürün/Description	Boyut/Dimensions	Etek/Skirt
151149	SPA BS-593H-İnci Beyazı/Pearl White	2360x2260x900mm	Gri/Grey
151150	SPA BS-593H-Bulut Mavisi/Cloud Blue	2360x2260x900mm	Gri/Grey



151149



151150

Teknik Özellikler/Technical Specs:

Boyutlar/Dimensions: 2360 x 2260 x 900 mm
Kontrol Sistemi/Control System: 1 set

Pompalar/Pumps

Masaj Jet Pompaları/Jet Pumps: 2 x 1.5kW
Hava Körüğü/Blower: 1 x 0.7kW
Hava Nozulu/Air Nozzle: 24 pcs

Jet/Jets: 5" LED jet: 3 pcs
4" LED jet: 5 pcs
3" jet: 14 pcs
2" jet: 2 pcs
1" jet: 41 pcs
Air bubble Jet: 10 pcs

Hava Ayarlayıcı/Air Regulator: 4 pcs

Standart Kabuk/Shell: Akrilik/Acrylic
Etek/Skirt: PS Kompozit

Filtre Pompası/Filtration Pump: 1 x 0.25kW
Filtre/Filter: 1 pc
• UV Light

Isıtıcı/Heater: 1 x 3kW
Ozon/Ozone System: 1pc
LED: 5" LED 1 pc
Su Tahliye/Drain: 1 pc
Su Emiş/Suctions: 4 pcs
Su Yönlendirici/Diverter: 2 pcs
Parmak Fiskiye/Comet: 3 pcs
Fiskiye Anahtarı/Comet Switch: 1 pc

Hacim/Volume (m³): 1.4m³
Koltuk/Seat: 6 pcs
Yastık/Pillow: 3 pcs
Merdiven/Stairs: 1 pc
Toplam Güç/Total power: 6.95kW
Elektrik/Electric: 220 V / 50Hz
Ambalaj/Package: Kontrplak kasa/
Plywood case



Merdiven/Stair: 2 Basamaklı Merdiven (Gri)
2 Steps-Stairs (Grey)

PROFILING POSITION



16 Fountain Nozzles & Footed or Staked - Underwater/Landscape Lights

310
336



Cascade Nozzles - Stainless Steel



161141 - 161151



Water level dependant foam-effect nozzles, should be operated under water level. Completely made of AISI 304 quality stainless steel.

Description	Code	Pieces/box	Weight Kg	Volume m ³
• Cascade (50T) 1" Male threaded: Articulated. Ø50 mm water column	161161	1		
• Cascade (70T) 1,5" Male threaded: Articulated. Ø75 mm water column	161121	1		
• Cascade (90T) 2" Male threaded: Articulated. Ø97 mm water column	161131	1		
• Cascade (110T) 2,5" Female threaded: Articulated. Ø117 mm water column	161141	1		
• Cascade (130T) 3" Female threaded: Articulated. Ø135 mm water column	161151	1		



161161



161121



161131

Cascade Nozzles - Bronze




16115

Water level dependant foam-effect nozzles, should be operated under water level. Completely made of bronze.

Description	Code	Pieces/box	Weight Kg	Volume m ³
• Cascade (50T) 1" Female threaded: Articulated. Ø50 mm water column	16111	1	0,722	0,0006
• Cascade (70T) 1,5" Female threaded: Articulated. Ø75 mm water column	16112	1	1,828	0,0015
• Cascade (90T) 2" Female threaded: Articulated. Ø97 mm water column	16113	1	2,346	0,0023
• Cascade (110T) 2,5" Female threaded: Articulated. Ø117 mm water column	16114	1	2,732	0,0045
• Cascade (130T) 3" Female threaded: Articulated. Ø135 mm water column	16115	1	14,194	0,0130

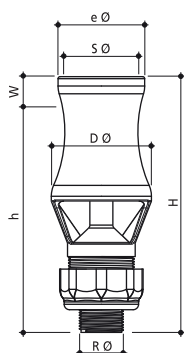

Cascade Nozzles



Flow and Pressure Indicators According to Nozzles Squirt Height

Squirt Height	CASCADE 50 T			CASCADE 70 T			CASCADE 90 T			CASCADE 110 T			CASCADE 130 T		
	Flow m³/h	Pressure requirement mSS	atm	Flow m³/h	Pressure requirement mSS	atm	Flow m³/h	Pressure requirement mSS	atm	Flow m³/h	Pressure requirement mSS	atm	Flow m³/h	Pressure requirement mSS	atm
0,25 m	1,37	1,1	0,11	2,62	0,8	0,08									
0,50 m	1,93	2,1	0,21	3,70	1,5	0,15	7,39	1,9	0,19						
0,75 m	2,36	3,2	0,32	4,54	2,3	0,23	8,59	2,6	0,26						
1,00 m	2,73	4,2	0,42	5,24	3,1	0,31	9,65	3,3	0,33	14,44	3,0	0,30	20,72	3,0	0,30
1,50 m	3,35	6,4	0,63	6,42	4,6	0,46	11,46	4,7	0,47	17,41	4,4	0,44	25,01	4,4	0,44
2,00 m	3,86	8,5	0,85	7,42	6,2	0,62	13,04	6,0	0,60	19,95	5,8	0,58	28,67	5,8	0,58
2,50 m	4,32	10,6	1,06	8,29	7,7	0,77	14,43	7,4	0,74	22,20	7,2	0,72	31,91	7,1	0,71
3,00 m	4,73	12,7	1,27	9,08	9,2	0,92	15,70	8,7	0,87	24,24	8,5	0,85	34,86	8,5	0,85
4,00 m	5,46	16,9	1,69	10,49	12,3	1,23	18,00	11,5	1,15	27,87	11,3	1,13	40,10	11,3	1,13
5,00 m				11,73	15,4	1,54	20,00	14,2	1,42	31,09	14,0	1,40	44,73	14,0	1,40
6,00 m				12,85	18,5	1,85	21,85	16,9	1,69	34,00	16,8	1,68	48,93	16,8	1,68
8,00 m							25,12	22,4	2,24	39,18	22,3	2,23	56,39	22,3	2,23
10,00 m							28,00	27,8	2,78	43,75	27,8	2,78	62,97	27,8	2,78
12,00 m										47,88	33,3	3,33	68,93	33,3	3,33
14,00 m										51,69	38,8	3,88	74,42	38,8	3,88
16,00 m													79,52	44,3	4,43
18,00 m													84,32	49,8	4,98
20,00 m													88,86	55,3	5,53

Cascade Nozzles




TECHNICAL CHARACTERISTICS


MODEL	50 T / 161111	70 T / 161121	90 T / 161131	110 T / 161141	130 T / 161151
S Ø (mm)	50	70	96	117	147
R Ø (mm)	32 (1")	40 (1 1/2")	50 (2")	65 (2 1/2)	80 (3")
D Ø (mm)	74	90	117	130	150
e Ø (mm)	63	82	110	120	150
H (mm)	190	240	283	240	330
h (mm)	170	215	253		
W (mm)	20	25	30		
WEIGHT (Kg)					



Cascade Nozzles




Cascade Nozzles



Finger Nozzles - Bronze/Chrome plated

Made of bronze. Can be articulated up to 15°.

Description	Code	Pieces/ box	Weight Kg	Volume m ³
• Finger (3-6T) 3/8" Male Threaded. Water spray dia. Ø6,0 mm	161211	1	0,054	
• Finger (5-8T) 0,5 Male Threaded. Water spray dia. Ø8 mm	161221	1	0,086	
• Finger (5-10T) 0,5 Male Threaded. Water spray dia. Ø10 mm	161222	1	0,080	
• Finger (10-12T) 1" Male Threaded. Water spray dia. Ø12 mm	161231	1	0,246	



Finger Nozzles - Bronze/Chrome plated - Adjustable

Chrome plated bronze. Can be articulated up to 15°. Flow adjusting valve over fountain.

Description	Code	Pieces/ box	Weight Kg	Volume m ³
• Finger (3-6T) 3/8" Male Threaded. Water spray dia. Ø6,0 mm	1612111	1		
• Finger (5-8T) 0,5 Male Threaded. Water spray dia. Ø8 mm	1612211	1		
• Finger (5-10T) 0,5 Male Threaded. Water spray dia. Ø10,0 mm	1612221	1		
• Finger (10-12T) 1" Male Threaded. Water spray dia. Ø12,0 mm	1612311	1		



Finger Nozzles - Plastic/Chrome Plated - Adjustable


Chrome plated plastic. Can be articulated up to 15°. Flow adjusting valve over fountain.

Description	Code	Pieces/ box	Weight Kg	Volume m ³
• Finger (3-6T) 3/8" Male Threaded. Water spray dia. Ø6,0 mm	161211PCR	1		
• Finger (5-8T) 0,5 Male Threaded. Water spray dia. Ø8 mm	161221PCR	1		
• Finger (5-10T) 0,5 Male Threaded. Water spray dia. Ø10 mm	161222PCR	1		
• Finger (10-12T) 1" Male Threaded. Water spray dia. Ø12 mm	161231PCR	1		



Finger Nozzles - Plastic/Golden Plated - Adjustable

Made of plastic. Can be articulated up to 15°. (Please add unit prices for footed models)



Description	Code	Pieces/box	Weight Kg	Volume m ³
• Finger (3-6T) 3/8" Male Threaded. Water spray dia. Ø6,0 mm	161211PG	1		
• Finger (5-8T) 0,5 Male Threaded. Water spray dia. Ø8 mm	161221PG	1		
• Finger (5-10T) 0,5 Male Threaded. Water spray dia. Ø10 mm	161222PG	1		
• Finger (10-12T) 1" Male Threaded. Water spray dia. Ø12 mm	161231PG	1		

Finger Nozzles - Plastic/Chrome Plated - Adjustable

Made of plastic. Can be articulated up to 15°.



Description	Code	Pieces/box	Weight Kg	Volume m ³
• Finger (3-6T) 3/8" Male Threaded. Water spray dia. Ø6,0 mm	161211PC	1		
• Finger (5-8T) 0,5 Male Threaded. Water spray dia. Ø8 mm	161221PC	1		
• Finger (5-10T) 0,5 Male Threaded. Water spray dia. Ø10 mm	161222PC	1		
• Finger (10-12T) 1" Male Threaded. Water spray dia. Ø12 mm	161231PC	1		



Finger Nozzles - Plastic/Black

Made of plastic. Can be articulated up to 15°.



Description	Code	Pieces/box	Weight Kg	Volume m ³
• Finger (3-6T) 3/8" Male Threaded. Water spray dia. Ø6,0 mm	161211P	1		
• Finger (5-8T) 0,5 Male Threaded. Water spray dia. Ø8 mm	161221P	1		
• Finger (5-10T) 0,5 Male Threaded. Water spray dia. Ø10 mm	161222P	1		
• Finger (10-12T) 1" Male Threaded. Water spray dia. Ø12 mm	161231P	1		

Finger Nozzles



Flow and Pressure Indicators According to Nozzles Squirt Height

Squirt Height	FINGER 3-6 T			FINGER 5-8 T			FINGER 5-10 T			FINGER 10-12 T		
	Flow m ³ /h	Pressure requirement m / h	atm	Flow m ³ /h	Pressure requirement m / h	atm	Flow m ³ /h	Pressure requirement m / h	atm	Flow m ³ /h	Pressure requirement m / h	atm
0,25 m	0,23	0,30	0,03	0,41	0,30	0,03	0,65	0,30	0,03			
0,50 m	0,33	0,60	0,06	0,59	0,60	0,06	0,92	0,60	0,06	1,32	0,60	0,06
0,75 m	0,40	0,90	0,09	0,72	0,90	0,09	1,13	0,90	0,09	1,63	0,90	0,09
1,00 m	0,47	1,20	0,12	0,84	1,20	0,12	1,31	1,20	0,12	1,89	1,20	0,12
1,25 m	0,53	1,51	0,15	0,94	1,51	0,15	1,47	1,51	0,15	2,12	1,51	0,15
1,50 m	0,58	1,81	0,18	1,04	1,81	0,18	1,62	1,81	0,18	2,33	1,81	0,18
2,00 m	0,68	2,42	0,24	1,21	2,42	0,24	1,88	2,42	0,24	2,72	2,42	0,24
2,50 m	0,76	3,03	0,30	1,36	3,03	0,30	2,13	3,03	0,30	3,06	3,03	0,30
3,00 m	0,84	3,64	0,36	1,50	3,64	0,36	2,35	3,64	0,36	3,38	3,64	0,36
4,00 m	0,99	4,88	0,49	1,76	4,88	0,49	2,76	4,88	0,49	3,97	4,88	0,49
5,00 m				2,00	6,12	0,61	3,13	6,12	0,61	4,51	6,12	0,61
6,00 m							3,48	7,37	0,74	5,01	7,37	0,74
8,00 m										5,96	9,91	0,99

Geiser Nozzles - Stainless Steel



161341 - 161351



Water-level dependant foam-effect nozzles, should be operated under water level. Completely made in AISI 304 stainless steel and ABS plastic. Larger models (2,5" and 3") consist of threaded flange connection and massive stainless steel.

Description	Code	Pieces/box	Weight Kg	Volume m ³
• Geiser (20T) - 1" Male threaded: Water spray nozzle dia. Ø20 mm	161311	1		
• Geiser (40T) - 1,5" Female threaded: Water spray nozzle dia. Ø40 mm	161321	1		
• Geiser (60T) - 2" Female threaded: Water spray nozzle dia. Ø60 mm	161331	1		
• Geiser (80T) - 2,5" Female threaded: Water spray nozzle dia. Ø80 mm	161341	1		
• Geiser (100T) - 3" Female threaded: Water spray nozzle dia. Ø100 mm	161351	1		



161311



161321



161331



Geiser Nozzles - Bronze



Water-level dependant foam-effect nozzles, should be operated under water level. Completely made in bronze.

Description	Code	Pieces/box	Weight Kg	Volume m ³
• Geiser (20T) - 1" Male threaded: Water spray nozzle dia. Ø20 mm	16131	1	1,054	
• Geiser (40T) - 1,5" Female threaded: Water spray nozzle dia. Ø40 mm	16132	1	3,882	
• Geiser (60T) - 2" Female threaded: Water spray nozzle dia. Ø60 mm	16133	1	3,210	
• Geiser (80T) - 2,5" Female threaded: Water spray nozzle dia. Ø80 mm	16134	1	10,730	
• Geiser (100T) - 3" Female threaded: Water spray nozzle dia. Ø100 mm	16135	1	15,200	

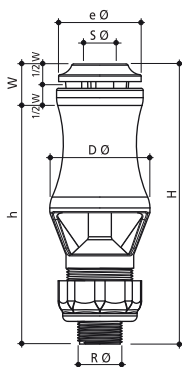

Geiser Nozzles



Flow and Pressure Indicators According to Nozzles Squirt Height

Squirt Height	GEISER 20 T			GEISER 40 T			GEISER 60 T			GEISER 80 T			GEISER 100 T		
	Flow m ³ /h	Pressure requirement m / h	atm	Flow m ³ /h	Pressure requirement m / h	atm	Flow m ³ /h	Pressure requirement m / h	atm	Flow m ³ /h	Pressure requirement m / h	atm	Flow m ³ /h	Pressure requirement m / h	atm
0,50 m	1,83	1,9	0,19	4,05	1,8	0,18	7,90	2,2	0,22						
0,75 m	2,07	2,4	0,24	4,60	2,4	0,24	8,88	2,8	0,28						
1,00 m	2,28	3,0	0,30	5,08	2,9	0,29	9,78	3,4	0,34	15,62	3,5	0,35			
1,50 m	2,66	4,0	0,40	5,94	4,0	0,40	11,36	4,6	0,46	18,57	5,0	0,50			
2,00 m	3,00	5,1	0,51	6,68	5,0	0,50	12,74	5,8	0,58	21,10	6,5	0,65	31,14	6,8	0,68
2,50 m	3,29	6,2	0,62	7,35	6,1	0,61	13,98	6,9	0,69	23,37	7,9	0,79	34,00	8,1	0,81
3,00 m	3,57	7,2	0,72	7,97	7,1	0,71	15,12	8,1	0,81	25,44	9,4	0,94	36,62	9,4	0,94
4,00 m	4,06	9,4	0,94	9,08	9,2	0,92	17,19	10,5	1,05	29,13	12,3	1,23	41,39	12,0	1,20
5,00 m	4,50	11,5	1,15	10,06	11,3	1,13	19,03	12,8	1,28	32,41	15,2	1,52	45,66	14,6	1,46
6,00 m	4,90	13,6	1,36	10,96	13,5	1,35	20,70	15,2	1,52	35,38	18,2	1,82	49,56	17,2	1,72
8,00 m				12,56	17,7	1,77	23,70	19,9	1,99	40,68	24,0	2,40	56,52	22,4	2,24
10,00 m				13,98	21,9	2,19	26,37	24,6	2,46	45,37	29,9	2,99	62,79	27,6	2,76
12,50 m							29,36	30,5	3,05	50,62	37,2	3,72	69,80	34,1	3,41
15,00 m							32,07	36,4	3,64	55,37	44,5	4,45	76,16	40,6	4,06
17,50 m										59,75	51,8	5,18	82,04	47,1	4,71
20,00 m										63,83	59,1	5,91	87,51	53,6	5,36
25,00 m													97,55	66,6	6,66
30,00 m													106,65	79,6	7,96

Geiser Nozzles




TECHNICAL CHARACTERISTICS


MODEL	20 T / 161311	40 T / 161321	60 T / 161331	80 T / 161341	100 T / 161351
S Ø (mm)	23	45	60	80	100
R Ø (mm)	32 (1")	40 (1 1/2")	50 (2")	65(2,5")	80 (3")
D Ø (mm)	74	92	117	230	165
e Ø (mm)	61	81	107	120	150
H (mm)	207	277	325	250	330
h (mm)	176	217	246	240	310
W (mm)	31	60	80	10	20
WEIGHT (Kg)					



Geiser Nozzles



Geiser Nozzles



Water Fan Nozzle

“Water Fan Nozzle” Made of Stainless Steel.

Description	Code	Pieces/ box	Weight Kg	Volume m ³
• Water Fan Nozzle (115 - 15T), 1"	161111	1	1,798	0,002
• Duck Mouth, 1"	161113	1		
• Duck Mouth, 1,5"	161114	1		



Finger Jet Nozzle

“Finger Water Fan Nozzle” Made of Stainless Steel. Distributes the water with 60° angle from Ø4,0 mm water jet. 1" male threaded connection.

Description	Code	Pieces/ box	Weight Kg	Volume m ³
• Finger Water Fan (13 - 4T). 13 Mouth	1611121	1	2,814	0,003
• Finger Water Fan (25 - 4T). 25 Mouth	1611122	1	2,868	0,003
• Big Type Finger Water Fan (6 - 8T)	1611123			



Volcano Nozzles

Creates a water pattern consisting of a series of jets which rise in one or more steps.


Description	Code	Pieces/ box	Weight Kg	Volume m ³
• Volcano (43 - 3T) 1" Male threaded : Made in plastic.	16143P	1	-	-
• Volcano (19 - 3T) 1" Male threaded : Water spray hole dia. Ø3 mm x 19 pcs.	16142	1	1,118	0,0008
• Volcano (43 - 3T) 1" Male threaded : Water spray hole dia. Ø3 mm x 43 pcs.	16143	1	1,160	0,0008
• Volcano (200/19 - 6T) 2" Male threaded : Consists of 1 x Ø10 mm + 18 x Ø6 mm finger nozzle	16144	1	4,154	0,0034
• Ditto, Made of golden plated plastic finger jets.	16144P	1		
• Volcano (300/19 - 8T) 2,5" Male threaded : Consists of 1 x Ø12 mm + 18 x Ø8 mm finger nozzle	16145	1	9,250	




Volcano 200/19 - 6 T




Volcano 300/19 - 8 T



16143



16143P



16144

Water Bell Nozzles



Made in stainless steel. Adjustable.



Description	Code	Pieces/box	Weight Kg	Volume m ³
• 30T : H= 30 cm 1" Male threaded.	161621	1	1,040	0,001
• 40T : Height = 40 cm 1" Male threaded.	161622	1	1,316	0,001
• 60T : H= 60 cm 1" Male threaded.	161523	1	1,538	0,002
• 30TP : H= 30 cm and can be extended. 0,5 Male threaded. Made in plastic.	16161P	1	0,148	0,001

Water Sphere Nozzles



127 Arms made in stainless steel are fitted on the central bronze sphere. Stands on a stainless steel pivot.

Description	Code	Pieces/box	Weight Kg	Volume m ³
• Water Sphere Nozzle 1500, Ø1500 mm	161101	1		
• Water Sphere Nozzle 2500, Ø2500 mm	161102	1		
• Half a sphere of water 1500, Ø1500 mm	161103	1		
• Half a sphere of water 2500, Ø2500 mm	161104	1		

Valves for Nozzle Adjustment



Chrome plated bronze. Female threaded nozzle side and male threaded pipe connection side.

Description	Code	Pieces/box	Weight Kg	Volume m ³
• 0,5	16201	1		
• 0,75	16202	1		
• 1"	16203	1		
• 1,5"	16204	1		
• 2"	16205	1		

Nozzle Joint



Female threaded nozzle side and male threaded pipe connection side.

Description	Code	Pieces/box	Weight Kg	Volume m ³
• 1" Plastic	16301			
• 1,5" Plastic	16302			
• 1" with Stainless Steel Nut	16303			
• 1,5" with Stainless Steel Nut	16304			

Water Bell Nozzles



Flow and Pressure Indicators According to Nozzles Squirt Height

Bell Diameter	WATER BELL 30 T			WATER BELL 45 T			WATER BELL 60 T		
	Flow m ³ /h	Pressure requirement m / h	atm	Flow m ³ /h	Pressure requirement m / h	atm	Flow m ³ /h	Pressure requirement m / h	atm
0,15 m									
0,20 m									
0,30 m	2,10	1,1	0,11						
0,40 m	2,58	1,3	0,13	2,58	1,4	0,14			
0,50 m	3,06	1,6	0,16	3,06	1,7	0,17	2,58		
0,60 m	3,54	2,0	0,20	3,54	2,1	0,21	3,06		
0,70 m	4,02	2,5	0,25	4,02	2,6	0,26	3,54		
0,90 m				4,50	3,2	0,32	4,02		
1,10 m							4,50	2,1	0,21
1,30 m							4,98	2,4	0,24
1,50 m								2,8	0,28

Water Star Nozzles



Made in bronze. O.D. Ø750 mm. Water spray nozzle Ø4 mm. Connection: 1,5"

Description	Code	Pieces/box	Weight Kg	Volume m ³
• 12 / K3 - 4 / 750T with 12 arms	16101	1		
• 18 / K3 - 4 / 750T with 18 arms	16102	1		
• 24 / K3 - 4 / 750T with 24 arms	16103	1		



Plastic Water Star. Made of 36 pieces of 3/8" plastic finger jets. Dia Ø1000 mm, water jet Ø4,0 mm, connection 1,5".

Description	Code	Pieces/box	Weight Kg	Volume m ³
Plastic Water Star Nozzle 1000	16104	1	4,184	0,106

Water Pirouette Nozzle



Made in bronze. Effect is created by rotation.

Description	Code	Pieces/box	Weight Kg	Volume m ³
• (M7 - 5T) 0,5 Male threaded	16191		1,846	0,046
• (M7 - 10T) 1" Male threaded	16192	1		

Water Bell Nozzles



Flow and Pressure Indicators According to Nozzles Squirt Height

Squirt Height	WATER STAR 12 / K3-4 / 750 T			WATER STAR 18 / K3-4 / 750 T			WATER STAR 24 / K3-4 / 750 T		
	Flow m ³ /h	Pressure requirement atm		Flow m ³ /h	Pressure requirement atm		Flow m ³ /h	Pressure requirement atm	
0,50 m	1,79	0,7	0,07	2,69	0,7	0,07	3,60	0,9	0,09
0,75 m	2,22	1,1	0,11	3,33	1,1	0,11	4,47	1,4	0,14
1,00 m	2,60	1,4	0,14	3,90	1,4	0,14	5,24	1,8	0,18
1,25 m	2,94	1,8	0,18	4,40	1,8	0,18	5,93	2,3	0,23
1,50 m	3,25	2,1	0,21	4,88	2,1	0,21	6,59	2,7	0,27
1,75 m	3,55	2,5	0,25	5,32	2,5	0,25	7,20	3,2	0,32
2,00 m	3,84	2,9	0,29	5,75	2,9	0,29	7,80	3,6	0,36
2,50 m	4,11	3,2	0,32	6,17	3,2	0,32	8,36	4,1	0,41
3,00 m	4,38	3,6	0,36	6,56	3,6	0,36	8,93	4,5	0,45
3,50 m	4,89	4,3	0,43	7,33	4,3	0,43	10,00	5,4	0,54
4,00 m	5,39	5,0	0,50	8,07	5,0	0,50	11,04	6,4	0,64
4,50 m	5,86	5,8	0,58	8,79	5,8	0,58	12,05	7,3	0,73

Spring Nozzles



Foam effect nozzle to be operated above the water level. Completely made in plastic and stainless steel. (Only model of 75-20T is stainless steel + bronze)

Description	Code	Pieces/box	Weight Kg	Volume m ³
• Spring (35 - 10E) 1" Male threaded: Water spray dia. Ø32 mm. Adjustable.	161521	1	0,684	0,0004
• Spring (55 - 10E) 1" Male threaded: Water spray dia. Ø50 mm. Adjustable.	161522	1	1,282	0,0008
• Spring (55 - 15E) 1,5" Male threaded: Water spray dia. Ø50 mm. Adjustable.	16153	1	1,306	0,0008
• Spring (75 - 20T) 2" Male threaded: Water spray dia. Ø75 mm. Adjustable.	16154	1	2,742	0,0020



161521

161522

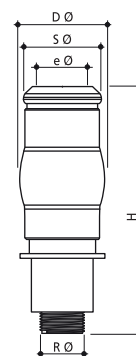
16153




16154

TECHNICAL CHARACTERISTICS

MODEL	35 - 10E	55 - 10E	55 - 15E	75 - 20T
S Ø (mm)	50	72	72	80
R Ø (mm)	32 (1")	32 (1")	40 (1 1/2")	50 (2")
D Ø (mm)	58	79	79	100
e Ø (mm)	32,50	50	50	66
H (mm)	153	178	180	240
WEIGHT (Kg)				



Spring Nozzles



Flow and Pressure Indicators According to Nozzles Squirt Height

Squirt Height	SPRING 35-10 E			SPRING 55-10 E			SPRING 55-15 E			SPRING 75-20 T		
	Flow m ³ /h	Pressure requirement m / h	atm	Flow m ³ /h	Pressure requirement m / h	atm	Flow m ³ /h	Pressure requirement m / h	atm	Flow m ³ /h	Pressure requirement m / h	atm
0,25 m	2,33	0,7	0,07									
0,50 m	3,29	1,5	0,15	4,85	2,0	0,20	4,85	1,3	0,13	13,23	0,9	0,09
0,75 m	4,03	2,2	0,22	5,95	2,9	0,29	5,95	1,9	0,19	16,25	1,3	0,13
1,00 m	4,65	2,9	0,29	6,89	3,9	0,39	6,89	2,5	0,25	18,81	1,8	0,18
1,25 m	5,21	3,6	0,36	7,72	4,9	0,49	7,72	3,1	0,31	21,08	2,2	0,22
1,50 m	5,70	4,4	0,44	8,48	5,9	0,59	8,48	3,8	0,38	23,15	2,6	0,26
2,00 m	6,58	5,8	0,58	9,84	7,8	0,78	9,84	5,0	0,50	26,86	3,5	0,35
2,50 m				11,05	9,8	0,98	11,05	6,3	0,63	30,17	4,4	0,44
3,00 m							12,17	7,5	0,75	33,21	5,3	0,53
4,00 m							14,18	10,1	1,01	38,70	7,1	0,71
5,00 m							16,00	12,6	1,26	43,67	8,9	0,89
6,00 m							17,69	15,2	1,52	48,27	10,7	1,07

Spring Nozzles



Decorative Wall Nozzles

GEMAS Wall Nozzles. Made of polyester and the surface finish is made with various aging paints. Standart trims are antique copper, antique brass, antique silver and oxide. Special implemetations can be made according to special demands.

Description	Code	Pieces/ box	Weight Kg	Volume m ³
• Small Lionhead, Antique Copper	1122411	1		
• Large Lionhead, Antique Copper	1122421	1		
• Plain Bowl Waterfall, Antique Copper	1122431	1		
• Slotted Bowl Waterfall, Antique Copper	1122241	1		
• Snail, Antique Copper	1122251	1		
• Antique Badge, Antique Copper	1122261	1		



Small Lionhead,
Antique Copper



Large Lionhead,
Antique Copper



Plain Bowl Waterfall



Plain Bowl Waterfall,
Antique Copper



Slotted Bowl Waterfall,
Antique Copper



Snail Antique Copper



Antique Badge


Submersible Pumps for Fountains



High pressure - High Flow Submersible deepwell pumps: Such pumps with below technical specs are made of stainless steel (AISI 304) including its fan being capable of working long time by minimum maintenance thanks to the stainless steel pre-filter. All pumps are complete with a ball or butterfly valve suitable to their connection diameter. Low profile of pumps provide usage in shallow ornamental pools. Easy to be fixed to side nozzle collectors and nozzles saving significantly from laborious and expensive pipe installation. It's vitally important to take precautions in control panels of pumps against electric leakage. All pump models are manufactured upon customer's order. Delivery time is approximately 15 days. Please ask quotation for AISI 316 quality pumps.

TECHNICAL CHARACTERISTICS

Step	<i>Stainless Steel (AISI 304), Optional (AISI 316)</i>
Fan	<i>Stainless Steel (AISI 304), Optional (AISI 316)</i>
Pump shaft	<i>X22 CrNi 17</i>
Step rubber	<i>Nitrile Rubber</i>
Filter	<i>Stainless Steel (AISI 304), Optional (AISI 316)</i>
Pump suction adapter	<i>Stainless Steel (AISI 304), Optional (AISI 316)</i>
Pump Output Connection	<i>Stainless Steel (AISI 304), Optional (AISI 316)</i>
Throttle	<i>Stainless Steel (AISI 304), Optional (AISI 316)</i>
Max. Sand Amount	<i>50 gr/m³</i>
Max. departure p	<i>20 (kal/s)</i>
Frequency	<i>50 Hz</i>
Max. working noise	<i>70 dB <</i>
Class of motor protection	<i>IP 68</i>
Motor Body	<i>Stainless Steel (AISI 304)</i>
Max Water Temperature	<i>40°C</i>
Motor Rotation Direction	<i>Anti-clockwise direction</i>
Speed	<i>2900 speed/min.</i>




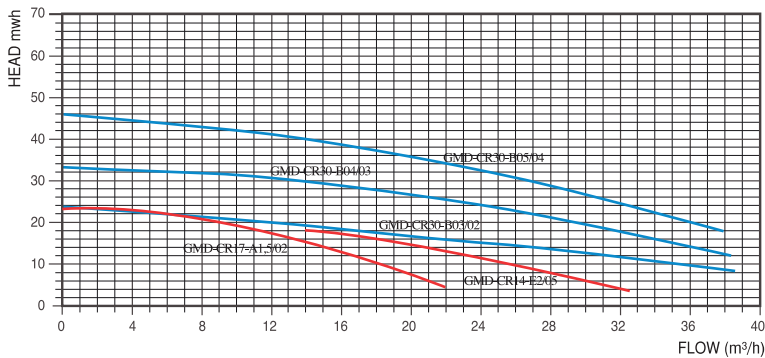
PUMP TYPE	DIMENSIONS (mm)									
	Ø D	L1	L2	L3	L4	L5	H1	H2	H3	H4
GMD-CR14-E2/05	2"	435	500	183	470	1168	200	301	200	100
GMD-CR17-A1,5/02	2"	289	500	183	470	1022	200	301	200	100
GMD-CR30-B03/02	3"	405	500	264	470	1219	200	337	200	100
GMD-CR30-B04/03	3"	565	600	264	570	1379	200	337	200	100
GMD-CR30-B05/04	3"	530	700	264	670	1544	200	337	200	100
GMD-CR46-C04/02	4"	399	600	414	570	1463	200	350	200	100
GMD-CR46-C07/03	4"	540	600	414	570	1604	250	400	300	100
GMD-CR60-D03/01	4"	425	500	414	470	1289	200	350	200	100
GMD-CR77-E07/01	5"	482	600	380	570	1512	250	480	300	100
GMD-CR77-E10/02	5"	560	700	380	670	1690	250	480	300	100
GMD-CR135-G10/01-1	6"	536	700	408	670	1694	250	498	300	100
GMD-CR135-G10/01	6"	516	700	408	670	1674	250	498	300	100
GMD-CR135-G25/02-1	6"	712	900	408	870	2100	250	498	300	100

Submersible Pumps for Fountains

Description	Code	Pieces/ box	Weight Kg	Volume m ³
• GMD-CR14-E2/05M - 2 HP Mono.	1631201M	1	20,000	
• GMD-CR14-E2/05 - 2 HP Tri.	1631201	1	18,000	
• GMD-CR17-A1,5/02 - 1,5 HP Tri.	1631211	1	17,100	
• GMD-CR30-B03/02 - 3 HP Tri.	1631224	1	21,600	
• GMD-CR30-B04/03 - 4 HP Tri.	1631225	1	26,400	
• GMD-CR30-B05/04 - 5,5 HP Tri.	1631223	1	30,800	



PERFORMANCE CURVES



PUMP TYPE	STEP NUMBER	MOTOR		AMP		HEAD mwh											
						FLOW m ³ /h											
						4	6	8	10	12	14	16	17	18	20	21	23
GMD-CR14-E2/05	5	2	1,5	11,50	4,00	32,00	31,00	29,00	28,00	25,00	23,00	18,00	16,50	14,00	-	-	-
GMD-CR17-A1,5/02	2	1,5	1,1	-	3,00	-	-	19,80	18,00	16,20	14,40	13,50	12,60	10,80	9,00	7,20	-
GMD-CR30-B03/02	2	3	2,2	-	5,00	-	-	38,50	36,00	31,00	28,80	22,00	21,60	18,00	14,40	10,80	-

PUMP TYPE	STEP NUMBER	MOTOR		AMP		HEAD mwh									
						FLOW m ³ /h									
						14	18	21	24	26	28	29	31	32	34
GMD-CR30-B04/03	3	4	3	-	7,00	36,00	32,40	28,80	25,20	21,60	18,00	14,40	10,80	7,20	-

PUMP TYPE	STEP NUMBER	MOTOR		AMP		HEAD mwh									
						FLOW m ³ /h									
						20	25	28	32	34	37	39	41	43	45
GMD-CR30-B05/04	4	5,5	4	-	9,00	36,00	32,40	28,80	25,20	21,60	18,00	14,40	10,80	7,20	-

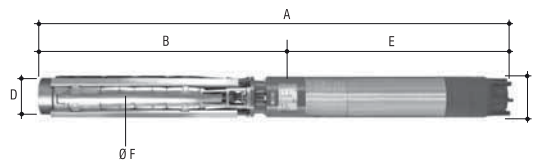
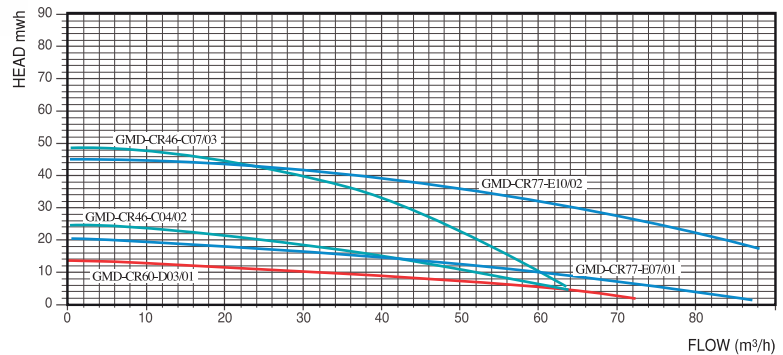
PUMP TYPE	MOTOR TYPE	VOLTAGE (V)	DIMENSIONS (mm)						WEIGHT (Kg)		
			A	B	Ø C	D	E	Ø F	Pump	Motor	Total Weight
GMD-CR14-E2/05M	G095MC/02-M	220	985	510	95	2" *11 diş	475	96	6,000	14,000	20,000
GMD-CR14-E2/05	G095MC/02-T	380	955	510	95	2" *11 diş	445	96	6,000	12,000	18,000
GMD-CR17-A1,5/02	G095MC/1,5-T	380	839	414	95	3" *11 diş	415	134	6,100	11,000	17,100
GMD-CR30-B03/02	G095MC/03-T	380	955	480	95	3" *11 diş	475	135	6,600	15,000	21,600
GMD-CR30-B04/03	G 095MC/04-T	380	1115	575	95	3" *11 diş	540	135	8,700	18,000	26,400
GMD-CR30-B05/04	G 095MC/05-T	380	1280	670	95	3" *11 diş	610	135	10,800	20,000	30,800

Submersible Pumps for Fountains



Description	Code	Pieces/box	Weight Kg	Volume m ³
• GMD-CR46-C04/02 - 4 HP Tri.	1631231	1	25,150	
• GMD-CR60-D03/01 - 3 HP Tri.	1631241	1	53,500	
• GMD-CR77-E07/01 - 7,5 HP Tri.	1631251	1	21,200	
• GMD-CR46-C07/03 - 7,5 HP Tri.	1631232	1	61,000	
• GMD-CR77-E10/02 - 10 HP Tri.	1631252	1	70,000	

PERFORMANCE CURVES



PUMP TYPE	STEP NUMBER	MOTOR		AMP		HEAD mwh																	
						HP	KW	220 V		380 V		FLOW m³/h											
								II	III	4	5	9	10	12	15	16	18	19	20	22	25		
GMD-CR46-C04/02	2	4	3	-	5,00	-	-	54,00	52,00	48,00	43,20	39,60	36,00	26,00	28,80	18,00	-						
GMD-CR60-D03/01	1	3	2,2	-	5,80	64,80	61,20	46,80	43,20	18,00	-	-	-	-	-	-	-						
GMD-CR77-E07/01	1	7,5	5,5	-	12,00	-	79,20	68,40	62,00	61,20	54,00	36,00	24,00	18,00	-	-	-						

PUMP TYPE	STEP NUMBER	MOTOR		AMP		HEAD mwh													
						HP	KW	220 V		380 V		FLOW m³/h							
								II	III	7	17	24	27	30	33	36	40	45	48
GMD-CR46-C07/03	3	7,5	5,5	-	7,00	54,00	50,50	46,80	43,20	39,60	36,00	28,80	18,00	-					

PUMP TYPE	STEP NUMBER	MOTOR		AMP		HEAD mwh															
						HP	KW	220 V		380 V		FLOW m³/h									
								II	III	23	27	28	29	30	33	35	42	44	47		
GMD-CR77-E10/02	2	10,00	7,5	-	18,00	79,20	72,00	68,40	64,80	61,20	57,60	54,00	36,00	18,00	-						

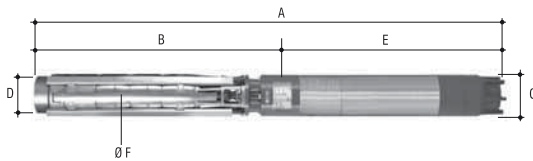
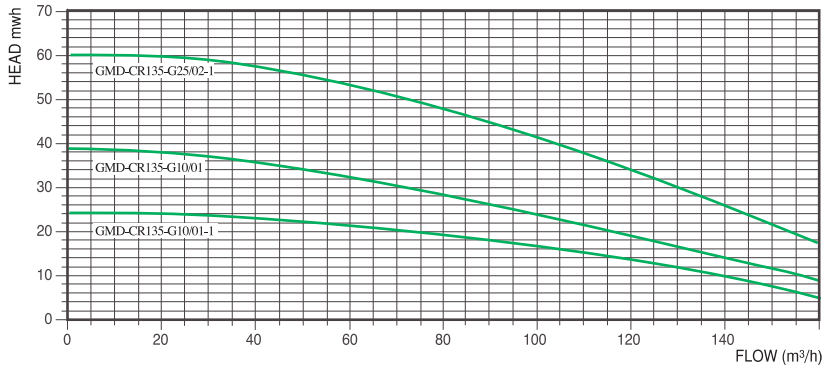
PUMP TYPE	MOTOR TYPE	VOLTAGE (V)	DIMENSIONS (mm)						WEIGHT (Kg)		
			A	B	Ø C	D	E	Ø F	Pump	Motor	Total Weight
GMD-CR46-C04/02	G 095MC/04	380	1049	509	95	3"-4" *11 dis	540	145	8,650	16,500	25,150
GMD-CR46-C07/03	G 145MC/07	380	1190	620	145	3"-4" *11 dis	570	145	11,500	42,000	53,500
GMD-CR60-D03/01	G0 95MC/03-T	380	875	400	95	2"-4" *11 dis	475	145	6,200	15,000	21,200
GMD-CR77-E07/01	G 145MC/07	380	1132	562	145	5" *11 dis	570	171	19,000	42,000	61,000
GMD-CR77-E10/02	G 145MC/10	380	1310	690	145	5" *11 dis	620	171	23,000	47,000	70,000

Submersible Pumps for Fountains

Description	Code	Pieces/ box	Weight Kg	Volume m ³
• GMD-CR135-G10/01-1 -10 HP Tri.	1631261	1	78,000	
• GMD-CR135-G15/01-15 HP Tri.	1631262	1	89,000	
• GMD-CR135-G25/02-1 -25 HP Tri.	1631263	1	114,000	



PERFORMANCE CURVES



PUMP TYPE	STEP NUMBER	MOTOR		AMP		HEAD mwh												
						HP	KW	220 V	380 V	7	8	13	16	17	18	19	23	24
										FLOW m³/h								
GMD-CR135-G10/01-1	1	10	7,5		16,00	151,2	144,0	126,0	108,0	90,0	72,0	54,0	36,0	-				

PUMP TYPE	STEP NUMBER	MOTOR		AMP		HEAD mwh												
						HP	KW	220 V	380 V	11	17	20	22	24	27	28	36	39
										FLOW m³/h								
GMD-CR135-G10/01	1	15	11		23,50	151,2	144,0	126,0	108,0	90,0	72,0	54,0	36,0	-				

PUMP TYPE	STEP NUMBER	MOTOR		AMP		HEAD mwh												
						HP	KW	220 V	380 V	21	26	32	39	43	47	50	58	59
										FLOW m³/h								
GMD-CR135-G25/02-1	2	25	18,5		40	151,2	144,0	126,0	108,0	90,0	72,0	54,0	36,0	-				

PUMP TYPE	MOTOR TYPE	VOLTAGE (V)	DIMENSIONS (mm)							WEIGHT (Kg)		
			A	B	Ø C	D	E	Ø F	Pump	Motor	Total Weight	
GMD-CR135-G10/01-1	G 145MC/10	380	1286	666	145	6" *11 diş	620	210	31,000	47,000	78,000	
GMD-CR135-G15/01	G 145MC/15	380	1366	666	145	6" *11 diş	700	210	31,000	58,000	89,000	
GMD-CR135-G25/02-1	G 145MC/25	380	1692	822	145	6" *11 diş	870	210	38,000	76,000	114,000	

Plastic Body-Footed or Staked-Underwater/Landscape Lights



“Spot 14” Underwater Ornamental Light, Single Color

Designed for fountains and landscape lighting. 72 SMD LEDs; complete with polycarbonate bulb body, PCB and 1.0 m long 2 x 0.75 cable. Mounting foot or stake type. 120° - IP68. **The product is patented.**

Description	Code	Pieces/box	Weight Kg	Volume m ³
• 72 LED White - Footed - 24 W	1651140	1		
• 72 LED Daylight - Footed - 24 W	1651141	1		
• 72 LED Turquoise - Footed - 20 W	1651142	1		
• 72 LED Blue - Footed - 20 W	1651145	1		
• 72 LED Red - Footed - 20 W	1651144	1		
• 72 LED Green - Footed - 20 W	1651143	1		
• 72 LED White - Staked - 24 W	1651140K	1		
• 72 LED Daylight - Staked - 24 W	1651141K	1		
• 72 LED Turquoise - Staked - 20 W	1651142K	1		
• 72 LED Blue - Staked - 20 W	1651143K	1		
• 72 LED Red - Staked - 20 W	1651144K	1		
• 72 LED Green - Staked - 20 W	1651145K	1		



“Spot 14” Fountain Underwater Light, RGB Color

Designed for fountains and landscape lighting. 72 SMD LEDs; complete with polycarbonate bulb body, PCB and 1.0 m long 2 x 0.75 cable. Mounting foot or staked type. RGB 13 different light patterns for built-in models, RGB 16 light patterns for centrally integrated models. Switch from program to program with On-Off or remote control. 120° - IP68. **The product is patented.**

Description	Code	Pieces/box	Weight Kg	Volume m ³
• 72 LED RGB - Built-in Control - Footed - 20 W	1651150	1		
• 72 LED RGB - Centrally Control - Footed - 20 W	1651151	1		
• 72 LED RGB - Built-in Control - Staked - 20 W	1651150K	1		
• 72 LED RGB - Centrally Control - Staked - 20 W	1651151K	1		

St. Steel Body-Footed or Staked-Underwater/Landscape Lights

“Spot 14” Underwater Ornamental Light, Single Color

Designed for fountains and landscape lighting. Stainless steel frame. AISI 304 quality. 72 SMD LEDs; complete with polycarbonate bulb body, PCB and 1.0 m long 2 x 0.75 cable. Mounting foot or Staked type. 120° - IP68. **The product is patented.**

Description	Code	Pieces/ box	Weight Kg	Volume m ³
• 72 LED White - Footed - 24 W	1651140S	1		
• 72 LED Daylight - Footed - 24 W	1651141S	1		
• 72 LED Turquoise - Footed - 20 W	1651142S	1		
• 72 LED Blue - Footed - 20 W	1651143S	1		
• 72 LED Red - Footed - 20 W	1651144S	1		
• 72 LED Green - Footed - 20 W	1651145S	1		
• 72 LED White - Staked - 24 W	1651140KS	1		
• 72 LED Daylight - Staked - 24 W	1651141KS	1		
• 72 LED Turquoise - Staked - 20 W	1651142KS	1		
• 72 LED Blue - Staked - 20 W	1651143KS	1		
• 72 LED Red - Staked - 20 W	1651144KS	1		
• 72 LED Green - Staked - 20 W	1651145KS	1		

Ps: If AISI 316 of the above lamps is requested, the code “01” should be added next to the existing code. Prices should be considered with a 20% increase.

“Spot 14” Underwater Ornamental Light, RGB Color

Designed for fountains and landscape lighting. Stainless steel frame. AISI 304 quality. 72 SMD LEDs; complete with polycarbonate bulb body, PCB and 1.0 m long 2 x 0.75 cable. Mounting foot or Staked type. RGB 13 different light patterns for built-in models, RGB 16 light patterns for central integrated models. Switch from program to program with On-Off or remote control. 120° - IP68. **The product is patented.**

Description	Code	Pieces/ box	Weight Kg	Volume m ³
• 72 LED RGB - Built-in - Footed - 20 W	1651150S	1		
• 72 LED RGB - Central Integrated-Footed - 20 W	1651151S	1		
• 72 LED RGB - Built-in - Staked - 20 W	1651150KS	1		
• 72 LED RGB - Central Integrated-Staked - 20 W	1651151KS	1		

Ps: If AISI 316 of the above lamps is requested, the code “01” should be added next to the existing code. Prices should be considered with a 20% increase.



Plastic Body-Footed or Staked-Underwater/Landscape Lights



“Spot 10” Underwater Ornamental Light, Single Color

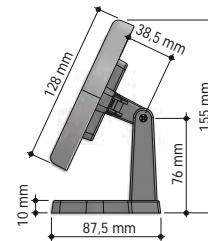
Designed for fountains and landscape lighting. 72 SMD LEDs; complete with polycarbonate bulb body, PCB and 1.0 m long 2 x 0.75 cable. Mounting foot or stake type. 120° - IP68. **The product is patented.**

Description	Code	Pieces/box	Weight Kg	Volume m ³
• 72 LED White - Footed - 11 W	1651160	1		
• 72 LED Daylight - Footed - 11 W	1651161	1		
• 72 LED Turquoise - Footed - 8 W	1651162	1		
• 72 LED Blue - Footed - 8 W	1651163	1		
• 72 LED Red - Footed - 8 W	1651164	1		
• 72 LED Green - Footed - 8 W	1651165	1		
• 72 LED White - Staked - 11 W	1651160K	1		
• 72 LED Daylight - Staked - 11 W	1651161K	1		
• 72 LED Turquoise - Staked - 8 W	1651162K	1		
• 72 LED Blue - Staked - 8 W	1651163K	1		
• 72 LED Red - Staked - 8 W	1651164K	1		
• 72 LED Green - Staked - 8 W	1651165K	1		

“Spot 10” Fountain Underwater Light, RGB Color

Designed for fountains and landscape lighting. 72 SMD LEDs; complete with polycarbonate bulb body, PCB and 1.0 m long 2 x 0.75 cable. Mounting foot or staked type. RGB 13 different light patterns for built-in models, RGB 16 light patterns for central integrated models. Switch from program to program with On-Off or remote control. 120° - IP68. **The product is patented.**

Description	Code	Pieces/box	Weight Kg	Volume m ³
• 72 LED RGB - Built-in Control - Footed - 8 W	1651170	1		
• 72 LED RGB - Centrally Control - Footed - 8 W	1651171	1		
• 72 LED RGB - Built-in Control - Staked - 8 W	1651170K	1		
• 72 LED RGB - Centrally Control - Staked - 8 W	1651171K	1		



St. Steel Body-Footed or Staked-Underwater/Landscape Lights

“Spot 10” Underwater Ornamental Light, Single Color

Designed for fountains and landscape lighting. Stainless steel frame. AISI 304 quality. 72 SMD LEDs; complete with polycarbonate bulb body, PCB and 1.0 m long 2 x 0.75 cable. Mounting foot or Staked type. 120° - IP68. **The product is patented.**

Description	Code	Pieces/box	Weight Kg	Volume m ³
• 72 LED White - Footed - 11 W	1651160S	1		
• 72 LED Daylight - Footed - 11 W	1651161S	1		
• 72 LED Turquoise - Footed - 8 W	1651162S	1		
• 72 LED Blue - Footed - 8 W	1651163S	1		
• 72 LED Red - Footed - 8 W	1651164S	1		
• 72 LED Green - Footed - 8 W	1651165S	1		
• 72 LED White - Staked - 11 W	1651160KS	1		
• 72 LED Daylight - Staked - 11 W	1651161KS	1		
• 72 LED Turquoise - Staked - 8 W	1651162KS	1		
• 72 LED Blue - Staked - 8 W	1651163KS	1		
• 72 LED Red - Staked - 8 W	1651164KS	1		
• 72 LED Green - Staked - 8 W	1651165KS	1		

Ps: If AISI 316 of the above lamps is requested, the code “01” should be added next to the existing code. Prices should be considered with a 20% increase.

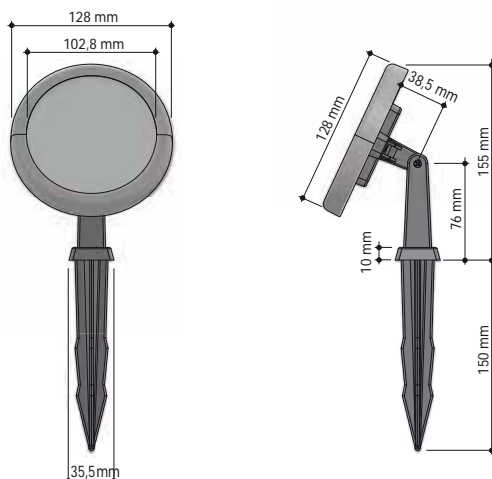


“Spot 10” Underwater Ornamental Light, RGB Color

Designed for fountains and landscape lighting. Stainless steel frame. AISI 304 quality. 72 SMD LEDs; complete with polycarbonate bulb body, PCB and 1.0 m long 2 x 0.75 cable. Mounting foot or Staked type. RGB 13 different light patterns for built-in models, RGB 16 light patterns for central integrated models. Switch from program to program with On-Off or remote control. 120° - IP68. **The product is patented.**

Description	Code	Pieces/box	Weight Kg	Volume m ³
• 72 LED RGB - Built-in Control - Footed - 8 W	1651170S	1		
• 72 LED RGB - Centrally Control - Footed - 8 W	1651171S	1		
• 72 LED RGB - Built-in Control - Staked - 8 W	1651170KS	1		
• 72 LED RGB - Centrally Control - Staked - 8 W	1651171KS	1		

Ps: If AISI 316 of the above lamps is requested, the code “01” should be added next to the existing code. Prices should be considered with a 20% increase.



Plastic Body-Footed or Staked-Underwater/Landscape Lights

“Spot 11” Underwater Ornamental Light, Single Color

Designed for fountains and landscape lighting. 36 SMD LEDs; complete with polycarbonate bulb body, PCB and 1.0 m long 2 x 0.75 cable. Mounting foot or Staked type. 120° - IP68. **The product is patented.**

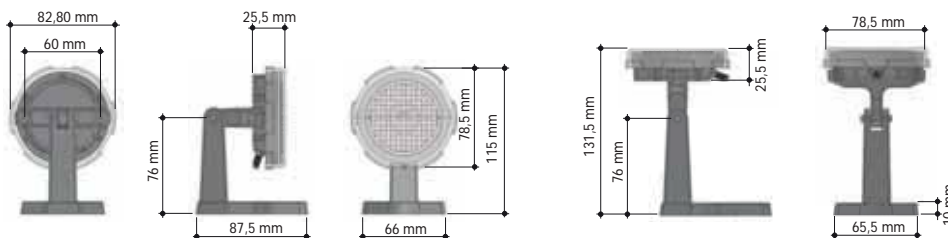


Description	Code	Pieces/box	Weight Kg	Volume m ³
• 36 LED White - Footed - 7 W	1651180	1		
• 36 LED Daylight - Footed - 7 W	1651181	1		
• 36 LED Turquoise - Footed - 5 W	1651182	1		
• 36 LED Blue - Footed - 5 W	1651183	1		
• 36 LED Red - Footed - 5 W	1651184	1		
• 36 LED Green - Footed - 5 W	1651185	1		
• 36 LED White - Staked - 7 W	1651180K	1		
• 36 LED Daylight - Staked - 7 W	1651181K	1		
• 36 LED Turquoise - Staked - 5 W	1651182K	1		
• 36 LED Blue - Staked - 5 W	1651183K	1		
• 36 LED Red - Staked - 5 W	1651184K	1		
• 36 LED Green - Staked - 5 W	1651185K	1		

“Spot 11” Underwater Ornamental Light, RGB Color

Designed for fountains and landscape lighting. 36 SMD LEDs; complete with polycarbonate bulb body, PCB and 1.0 m long 2 x 0.75 cable. Mounting foot or Staked type. RGB 13 different light patterns for built-in models, RGB 16 light patterns for central integrated models. Switch from program to program with On- Off or remote control. 120° - IP68. **The product is patented.**

Description	Code	Pieces/box	Weight Kg	Volume m ³
• 36 LED RGB - Built-in Control - Footed - 5 W	1651190	1		
• 36 LED RGB - Centrally Control - Footed - 5 W	1651191	1		
• 36 LED RGB - Built-in Control - Staked - 5 W	1651190K	1		
• 36 LED RGB - Centrally Control - Staked - 5 W	1651191K	1		



St. Steel Body-Footed or Staked-Underwater/Landscape Lights

“Spot 11” Underwater Ornamental Light, Single Color

Designed for fountains and landscape lighting. Stainless steel frame. AISI 304 quality. 36 SMD LEDs; complete with polycarbonate bulb body, PCB and 1.0 m long 2 x 0.75 cable. Mounting foot or Staked type. 120° - IP68. **The product is patented.**

Description	Code	Pieces/box	Weight Kg	Volume m ³
• 36 LED White - Footed - 7 W	1651180S	1		
• 36 LED Daylight - Footed - 7 W	1651181S	1		
• 36 LED Turquoise - Footed - 5 W	1651182S	1		
• 36 LED Blue - Footed - 5 W	1651183S	1		
• 36 LED Red - Footed - 5 W	1651184S	1		
• 36 LED Green - Footed - 5 W	1651185S	1		
• 36 LED White - Staked - 7 W	1651180KS	1		
• 36 LED Daylight - Staked - 7 W	1651181KS	1		
• 36 LED Turquoise - Staked - 5 W	1651182KS	1		
• 36 LED Blue - Staked 5 W	1651183KS	1		
• 36 LED Red - Staked - 5 W	1651184KS	1		
• 36 LED Green - Staked - 5 W	1651185KS	1		

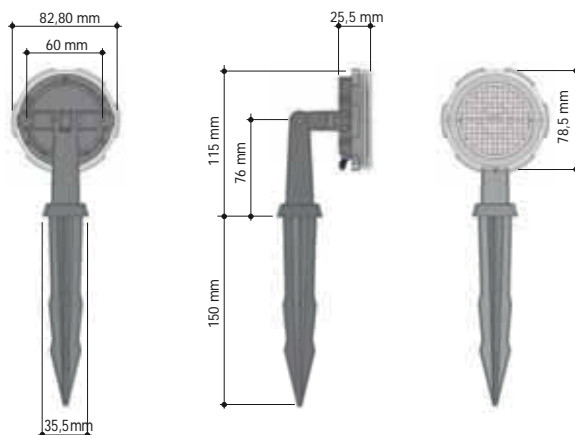
Ps: If AISI 316 of the above lamps is requested, the code “01” should be added next to the existing code. Prices should be considered with a 20% increase.

“Spot 11” Underwater Ornamental Light, RGB Color

Designed for fountains and landscape lighting. Stainless steel frame. AISI 304 quality. 36 SMD LEDs; complete with polycarbonate bulb body, PCB and 1.0 m long 2 x 0.75 cable. Mounting foot or Staked type. RGB 13 different light patterns for built-in models, RGB 16 light patterns for central integrated models. Switch from program to program with On-Off or remote control. 120° - IP68. **The product is patented.**

Description	Code	Pieces/box	Weight Kg	Volume m ³
• 36 LED RGB - Built-in Control - Footed - 5 W	1651190S	1		
• 36 LED RGB - Centrally Control - Footed - 5 W	1651191S	1		
• 36 LED RGB - Built-in Control - Staked - 5 W	1651190KS	1		
• 36 LED RGB - Centrally Control - Staked - 5 W	1651191KS	1		

Ps: If AISI 316 of the above lamps is requested, the code “01” should be added next to the existing code. Prices should be considered with a 20% increase.



St. Steel Body - St. Steel Footed Underwater Lights



Stainless Steel Foot

"SPOT 12" Underwater Ornamental Light, Single Color

Designed for fountains and landscape lighting. Stainless steel lamp body with 3 Power LEDs; It is complete with 1.0 m long 2 x 0.75 cable. Light beam angle is 30°. The lamp complies with IP68 degree of protection at a nominal depth of 2 m.

Description	Code	Pieces/box	Weight Kg	Volume m ³
• 3 Power LED White - AISI 304 - 9 W	16631SF	1		
• 3 Power LED Daylight - AISI 304 - 9 W	16633SF	1		

Ps: If AISI 316 of the above lamps is requested, the code "01" should be added next to the existing code. Prices should be considered with a 20% increase.

Ps: For models with plastic foot, add "PF" next to the existing code i.e. 16631PF

Ps: For models with spike, add "K" next to the existing code i.e. 16631K



"SPOT 12" with Plastic Foot

"SPOT 12" Underwater Ornamental Light, RGB Color

Designed for fountains and landscape lighting. Stainless steel lamp body with 3 Power LEDs; It is complete with 1.0 m long 2 x 0.75 cable. RGB 13 different light patterns for built-in models, RGB 16 light patterns for central integrated models. Light beam angle is 30°. The lamp complies with IP68 degree of protection at a nominal depth of 2 m.

Description	Code	Pieces/box	Weight Kg
• 3 Power LED RGB - Built-in Control - AISI 304 - 6 W	16635SF	1	
• 3 Power LED RGB - Centrally Control - AISI 304 - 6 W	16636SF	1	

Ps: If AISI 316 of the above lamps is requested, the code "01" should be added next to the existing code. Prices should be considered with a 20% increase.

Ps: For models with plastic foot, add "PF" next to the existing code i.e. 16635PF

Ps: For models with spike, add "K" next to the existing code i.e. 16635K



"SPOT 12" with Spike

"SPOT 12" Underwater Ornamental Light Feet

Description	Code	Pieces/box	Weight Kg	Volume m ³
• AISI 304 Quality Lamp Foot + Body Connection Set	1663003	1		
• AISI 316 Quality Lamp Foot + Body Connection Set	1663002	1		

St. Steel Body - St. Steel Footed Underwater Lights

"SPOT 13" Underwater Ornamental Light, Single Color

Designed for fountains and landscape lighting. Stainless steel lamp body with 6 Power LEDs; It is complete with 1.0 m long 2 x 0.75 cable. Light beam angle is 30°. The lamp complies with IP68 degree of protection at a nominal depth of 2 m.

Description	Code	Pieces/ box	Weight Kg	Volume m ³
• 6 Power LED White - AISI 304 - 15 W	16651SF	1		
• 6 Power LED Daylight - AISI 304 - 15 W	16653SF	1		

Ps: If AISI 316 of the above lamps is requested, the code "01" should be added next to the existing code. Prices should be considered with a 20% increase.

Ps: For models with plastic foot, add "PF" next to the existing code i.e. 16651PF

Ps: For models with spike, add "K" next to the existing code i.e. 16651K



Stainless Steel Foot

"SPOT 13" Underwater Ornamental Light, RGB Color

Designed for fountains and landscape lighting. Stainless steel lamp body with 6 Power LEDs; It is complete with 1.0 m long 2 x 0.75 cable. RGB 13 different light patterns for built-in models, RGB 16 light patterns for central integrated models. Light beam angle is 30°. The lamp complies with IP68 degree of protection at a nominal depth of 2 m.

Description	Code	Pieces/ box	Weight Kg
• 6 Power LED RGB - Built-in Control - AISI 304 - 13 W	16655SF	1	
• 6 Power LED RGB - Centrally Control - AISI 304 - 13 W	16656SF	1	

Ps: If AISI 316 of the above lamps is requested, the code "01" should be added next to the existing code. Prices should be considered with a 20% increase.

Ps: For models with plastic foot, add "PF" next to the existing code i.e. 16655PF

Ps: For models with spike, add "K" next to the existing code i.e. 16655K



"SPOT 13" with Plastic Foot


"SPOT 13" Underwater Ornamental Light Feet

Description	Code	Pieces/ box	Weight Kg	Volume m ³
• AISI 304 Quality Lamp Foot + Body Connection Set	1665002	1		
• AISI 316 Quality Lamp Foot + Body Connection Set	1665002SS	1		



"SPOT 13" with Spike




Massive Stainless Steel Body - Underwater Lights



Underwater Light Stainless Steel Body Single Color

Made of AISI 304 quality stainless steel. Pipe type. Complete with special transparent resin filled, epoxy PCB and 1 m long 2 x 1.5 cable. The light is mounted inside a 32 mm, 40mm, 50 mm or 63 mm PN10 pipe with a tight fit. 2 years sealing guarantee. "01" should be added next to AISI 316 Stainless Steel codes. Prices should be considered with a 20% increase.

Description	Code	Pieces/box	Weight Kg	Volume m ³
Microchrome for Ø32 mm pipe housing				
• 3 LED White - 4 W	16670	1		
• 3 LED Daylight - 4 W	16671	1		
Mini Chrome for Ø40 mm pipe housing				
• 3 LED White - 4 W	16680	1		
• 3 LED Daylight - 4 W	16681	1		
Midi Chrome for Ø50 mm pipe housing				
• 6 LED White - 6 W	16690	1		
• 6 LED Daylight - 6 W	16691	1		
Maxi Chrome for Ø63 mm pipe housing				
• 6 LED White - 6 W	16760	1		
• 6 LED Daylight - 6 W	16761	1		



Underwater Light Stainless Steel Body RGB

RGB 13 different light patterns for built-in models, RGB 16 light patterns for central integrated models. Switch from program to program with On- Off or remote control.

Description	Code	Pieces/box	Weight Kg	Volume m ³
Microchrome for Ø32 mm pipe housing				
• 3 LED RGB - Built-in Control - 4 W	16676	1		
• 3 LED RGB - Centrally Control - 4 W	16677	1		
Mini Chrome for Ø40 mm pipe housing				
• 3 LED RGB - Built-in Control - 4 W	16686	1		
• 3 LED RGB - Centrally Control - 4 W	16687	1		
Midi Chrome for Ø50 mm pipe housing				
• 6 LED RGB - Built-in Control - 6 W	16696	1		
• 6 LED RGB - Centrally Control - 6 W	16697	1		
Maxi Chrome for Ø63 mm pipe housing				
• 6 LED RGB - Built-in Control - 6 W	16766	1		
• 6 LED RGB - Centrally Control - 6 W	16767	1		

Plastic Body - Footed Underwater Lights

"SPOT 01"

150 W or 120 W / 24 V plastic body, footed fountain light. Double cable outlets. Colored lens can be adapted.

Description	Code	Pieces/box	Weight Kg	Volume m ³
•	05021	1		
• Ditto, with Stainless Steel Frame	05021SF	1		



"SPOT 01"

Spot 01 with 72 SMD RGB LED bulb, plastic body, footed fountain light. Double cable union. Including lens.

Description	Code	Pieces/box	Weight Kg	Volume m ³
• 72 SMD LED White - 11W	160210	1		
• 72 SMD LED Daylight - 11W	160213	1		

• 72 SMD LED RGB - Centrally Control - 8 W	160211	1		
• 72 SMD LED RGB - Built-in Control - 8 W	160212	1		
• Ditto, with Stainless Steel Frame - 8 W	160212SF	1		

Ps: If 316 Stainless Steel Frame of the above lamps is requested, the code "SF" should be added next to the existing code.

"SPOT 02"

50 W/12 V refractory exclusive plastic body, footed fountain light.

Description	Code	Pieces/box	Weight Kg	Volume m ³
• Single Cable Union. Outlet at back.	05022	4		
• Ditto, Stainless Steel Frame	05022C	4		



"SPOT 02"

Spot 02 with 36 SMD RGB LED bulb, plastic body, footed fountain light. Central PCB.

Description	Code	Pieces/box	Weight Kg	Volume m ³
• 36 SMD LED White - 7 W	160220	4		
• 36 SMD LED Daylight - 7 W	160223	4		

• 36 SMD LED RGB - Centrally Control - 6 W	160221	4		
• 36 SMD LED RGB - Built-in Control - 6 W	160222	4		

Ps: Regarding control panel and other options of RGB LED fountain lights, please see Section 5; "Mini LED Bulbs"

Ps: If 316 Stainless Steel Frame of the above lamps is requested, the code "C" should be added next to the existing code.



Stainless Steel Body - Footed Underwater Lights



“**SPOT 06**” Rainbow RGB Power LED bulb, AISI 304 quality stainless steel body, plastic footed fountain light. **Single cable union**. Outlet at back. Central control. With 1 m Cable.

Description	Code	Pieces/box	Weight Kg	Volume m ³
• Rainbow 6, 6 Power LED - Built-in Control	16427	1		
• Rainbow 6, 6 Power LED - Centrally Control	16428	1		

Ps: If AISI 316 of the above lamps is requested, the code “01” should be added next to the existing code. Prices should be considered with a 20% increase.

Ps: Please ask code and price for single color white or daylight.



“**SPOT 07**” Rainbow RGB Power LED bulb, AISI 304 quality stainless steel body, plastic footed fountain light. **Single cable union**. Outlet at back. With 1 m Cable.

Description	Code	Pieces/box	Weight Kg	Volume m ³
• Rainbow 9, 9 Power LED - Built-in Control	16457	1		
• Rainbow 9, 9 Power LED - Centrally Control	16458	1		
• Rainbow 18, 18 Power LED - Built-in Control	164367	1		
• Rainbow 18, 18 Power LED - Centrally Control	164368			
• Rainbow 27, 27 Power LED - Built-in Control	16467			
• Rainbow 27, 27 Power LED - Centrally Control	16468			
Stainless Steel Foot is Optional				

Ps: If AISI 316 of the above lamps is requested, the code “01” should be added next to the existing code. Prices should be considered with a 20% increase.

Ps: Please ask code and price for single color white or daylight.

Stainless Steel Body - Underwater Lights with Fountain Nozzles



“**SPOT 05**” Underwater light to be coupled with fountain nozzles. 304 quality stainless steel body and single union. 15° light angle with Power LED. Different Adaptors are used for different size nozzles (for exp. 1”, 1,5”, 2”). For this reason nozzles diameter should be mentioned during the order. (Nozzles are NOT included to the price). 13 different light models are available. With 1 m Cable.

Description	Code	Pieces/box	Weight Kg	Volume m ³
• 18 Power LED-Built-in Control	165327	1		
• 18 Power LED-Centrally Control	165328	1		

Ps: If AISI 316 of the above lamps is requested, the code “01” should be added next to the existing code. Prices should be considered with a 20% increase.

Ps: Please ask code and price for single color white or daylight.



“**SPOT 06-K**” Underwater light coupled with Finger fountain nozzle. 304 quality stainless steel body and single union. Nozzle (Ø10 mm) bottom connection is with swivel system and regulation valve (1”). 15° light angle with Power LED. 13 different light models are available and are controlled by a Central Control Panel. With 1 m Cable.

Description	Code	Pieces/box	Weight Kg	Volume m ³
• 6 Power LED, 1”- Built-in Control	16432F17	1		
• 6 Power LED, 1”- Centrally Control	16432F18	1		
• 9 Power LED, 1”- Built-in Control	16432F27	1		
• 9 Power LED, 1”- Centrally Control	16432F28	1		

Ps: 1- Regarding control panel and other options of RGB LED fountain light, please have a look at relevant section to “RGB LED Bulbs Control Panels”

2- All the lights mentioned above can be 1,5 and 2 m cable length. Please ask price.

Ps: Please ask code and price for single color white or daylight.

Ps: If AISI 316 of the above lamps is requested, the code “01” should be added next to the existing code. Prices should be considered with a 20% increase.

Stainless Steel Body - Underwater Lights for Fountains

"SPOT 09-K"

Underwater light combined with fountain nozzles. 304 quality stainless steel body and single union. Also nozzle (Ø10 mm) bottom connection is with swivel system and regulation valve (0,5 or 1"). 15° light angle with Power LED. 13 different light models are available. With 1 m cable.



Description	Code	Pieces/box	Weight Kg	Volume m ³
• 6 Power LED, With 1" Fountain - Built-in Control	16433F17	1		
• 6 Power LED, With 1" Fountain - Centrally Control	16433F18	1		
• 9 Power LED, With 1" Fountain - Built-in Control	16433F27	1		
• 9 Power LED, With 1" Fountain - Centrally Control	16433F28	1		

Ps: 1- Regarding control panel and other options of RGB LED fountain light, please have a look at relevant section to "RGB LED Bulbs Control Panels"

2- All the lights mentioned above can be 1,5 and 2 m cable length. Please ask price.

Ps: Please ask code and price for single color white or daylight.

Ps: If AISI 316 of the above lamps is requested, the code "01" should be added next to the existing code. Prices should be considered with a 20% increase.

Stainless Steel Pool Light Feet

Adjustable for all type stainless steel body underwater lights.


Description	Code	Pieces/box	Weight Kg	Volume m ³
• Single	16431Y015	1		
• Double	16431Y025	1		



Dry Pool Systems

Dry surface fountain designed on a bunker walking floor grade made out concrete or polyester and dimensions light combinations 304 quality stainless steel. Dismountable cover and frame. Light housings are designed for SPOT 6 . Fountain port is for fountains max. 2". Different designs can be done according to demand.

Description	Code	Pieces/box	Weight Kg	Volume m ³
• 300 x 300 mm	16433DF1	1		
• 400 x 400 mm	16433DF2	1		
• 500 x 500 mm	16433DF3	1		



Ps: 1- Regarding control panel and other options of RGB LED fountain light, please have a look at relevant section (5th) to "RGB LED Bulbs Control Panels"

2- All the lights mentioned above can be produced "Double Union" according to demand. And can be connected serial.

3- All the lights mentioned above can be 1,5 and 2 m cable length. Please ask price.

PROOF OF CONCEPT



17

Concrete and Liner Pools & Pool Building Materials

349



Skimmer Liner Pool Ladders

GEMAS Embedded Liner Pool Ladder. Made of FR polyester and reinforced with wood. Complete with Connection Flange and PVC concealing flange. Anti-slip steps.



17401



17402



17403

Description	Code	Pieces/box	Weight Kg	Volume m ³
<ul style="list-style-type: none"> • l: 227 cm w: 152 cm h: 151,5 cm For oval pools. Massage or counter current system can be mounted.	17401	1		
<ul style="list-style-type: none"> • l: 184 cm w: 106 cm h: 104,5 cm For rectangular pools.	17402	1		
<ul style="list-style-type: none"> • Ladder with massage chair • l: 184 cm w: 106 cm h: 104,5 cm 	17403	1		



- 2 x Massage Station
- 1 x Counter current

- Ladder with massage chair
- Composite Deck

PVC Liner Repair Kit

Liner Repair Kit. 30 ml. Can be used for underwater repairs.



Description	Code	Pieces/box	Weight Kg	Volume m ³
	17211		0,116	

In-Pool Insulation Materials

GEMAS In-Pool Isolation Material. Used for leak proofing in swimming pools and fountains. Fully elastic, UV filtered, cement added, two-compound waterproofing.

Description	Code	Pieces/box	Weight Kg	Volume m ³
• Gemas PL207, 10 kg Liquid + 20 kg Powder - Gray	17310	1	30,000	
• Gemas PL207, 10 kg Liquid + 20 kg Powder - White	17311	1	30,000	



GEMAS Joint Tape and Adhesive. Used for closing static capillary cracks and joints between the pool wall and floor. Tape size 0.20 x 100 m. Prices are per roll. Adhesive average consumption 1.65 - 2.75 kg/m²

Description	Code	Pieces/box	Weight Kg	Volume m ³
• Gemas Joint Tape	17312	4		
• Gemas PL05N-01 Adhesive, 10 kg	17313	1	10,000	
• Gemas PL05N-01 Adhesive, 20 kg	17314	1	20,000	

GEMAS Concrete Waterproofing Primer. Used as primer before painting on reinforced concrete and screed. Average consumption is 8000 - 1000 gr/m².

Description	Code	Pieces/box	Weight Kg	Volume m ³
Gemas PL302, 20 kg Liquid + 6 kg Powder	17315	1	26,000	

GEMAS Shock Water Breaker Concrete Admixture. Used for stopping pressurized water leaking. Consumption changes according to the surface condition, application thickness, loss such as spillage and cavity filling against water leaks. It is recommended to make trial mixes for optimum mixing ratio, workability and setting time. For wet system shotcrete, it is recommended to use between 3% and 6% of the weight of the binder for 20 cm thick layers.

Description	Code	Pieces/box	Weight Kg	Volume m ³
• Gemas BK03, 1 kg	17316	1	1,000	
• Gemas BK03, 5 kg	17317	1	5,000	




GEMAS Pool Paint. Used in natural swimming pools, fountains, thermal pools (up to max. 70° temperatures), fish breeding pools, drinking water tanks, ponds, dams, water channels, water tanks. Consumption varies according to surface condition, application thickness, spillage and void conditions. 200 gr/m² on the first floor, 200 gr/m² on the second floor. On reinforced concrete surfaces, waterproofing is applied after the primer coat.

Description	Code	Pieces/box	Weight Kg	Volume m ³
Gemas Pool Paint, 20 kg	17318	1	20,000	




Pool Paints




Porcelain Pool Handle and Antislip




Description	Code	Pieces/box	Weight Kg	Volume m ³
• 12,2 x 24,5 x 2 cm Handle	1711AP			
• 12,2 x 24,5 x 0,9 cm Antislip	1712AP			
• 24,5 x 24,5 x 2 cm Square Handle	1714P			
• 12 x 12 cm Handle Internal Corner	1711CI1			
• 24,5 x 24,5 cm Square Handle	17141			
• 24,5 x 24,5 cm Handle Internal Corner	1714CI1			
• 12 x 12 x 0,9 cm Antislip Internal Corner	1711C01			
• 12 x 12 cm Handle External Corner	1714			
• 24,5 x 24,5 cm Handle External Corner	1714C01			
• 12 x 12 x 0,9 cm Antislip External Corner	1712C01			




Porcelain Pool Handle and Antislip - Striped Design




Description	Code	Pieces/box	Weight Kg	Volume m ³
• 12,2 x 24,5 x 2 cm Handle	1711A		11,050	0,008
• 12,2 x 24,5 x 1,5 cm Antislip	1712		12,840	0,008
• 12,2 x 24,5 x 0,8 cm Stair-Step Antislip	1713		12,696	0,007
• 12,2 x 24,5 x 0,8 cm Antislip	1712A		9,346	0,007
• 24,5 x 24,5 x 2 cm Square Handle	1714			
• 24,5 x 24,5 x 0,8 cm Square Antislip	1715			
• Handle Internal Corner (for 1711)	1711CI		11,376	0,008
• Handle External Corner (for 1711)	1711CO		11,376	0,008
• Antislip Internal Corner (for 1712)	1712CI		10,100	0,008
• Antislip External Corner (for 1712)	1712CO		10,100	0,008
• Handle Internal Corner (for 1714)	1714CI			
• Handle External Corner (for 1714)	1714CO			
• Antislip Corner (for 1715)	1715C			



1713 - 1712A



1714 - 1715



1711CO - 1712CO

Glass Mosaics

GEMAS GLASS MOSAICS.

Description	Code	Pieces/box	Weight Kg	Volume m ³
• KSMS-01 Sprayed Turquoise 38 x 38 cm	17062			
• KSMS-01 Sprayed Blue 38 x 38 cm	17061			
• KSMS-01 Sprayed Turquoise 25 x 25 cm	17041			
• KSMS-02 Sprayed Blue 25 x 25 cm	17031			
• MIX-13 Mix Blue 25 x 25 cm	17011			
• MIX-15 Mix Blue + White 25 x 25 cm	17051			



38 x 38 KSMS-01



38 x 38 KSMS-02




25 x 25 KSMS-01



25 x 25 KSMS-02



25 x 25 MIX-13



25 x 25 MIX-15

Leakproofing Materials

"Fix a leak" leakproofing chemical. Prevents leakage on the body or mechanical installation of filled pools. No matter what construction material of pool or massage pool is, it can be used successfully with installation materials such as PVC, ABS, poly plastics, copper, steel etc. A single bottle of "fix a leak" is efficient per 100 m³ pool. Minimum volume of water that a full bottle can be implemented is 2 m³. If a more concentrated implementation is required, pool should be drained after the implementation process. Please request usage instructions for further details.



Description	Code	Pieces/box	Weight Kg	Volume m ³
FIX A LEAK Leakproofing Chemical	17301	1	1,300	



PVC Membrane Pool Coating



8273 Antislip Blue



8272 Antislip Blue

Coating Membrane: 1,5 mm wall thickness. Manufactured of laminated double layer PVC film and fortified with polyester mesh. Can be implemented in every type of pools by using equipments of a liner pool. Sold per 25 m roll. Price per m².


Description	Code	Pieces/box	Weight Kg	Volume m ³
• 8273 Blue-Width: 1,65 m	17201			
• 8272 Light blue-Width: 1,65 m	17202			
• Snapir 102 Mosaic pattern-Width: 1,65 m	17203			
• Galit 103 Marble pattern-Width: 1,65 m	17204			
• 8273 Antislip blue-Width: 1,60 m	17205			
• 8272 Antislip blue-Width: 1,60 m	17206			




8273 Blue



8272 Light blue



Snapir 102



Galit 103


PS: Colour of above pictures may differ from original products.

Economic PVC Membrane: 1,5 mm wall thickness. Manufactured of laminated double layer PVC film and fortified with polyester mesh. Can be implemented in every type of pools by using equipments of a liner pool. Sold per 25 m roll. Price per m².


Description	Code	Pieces/box	Weight Kg	Volume m ³
• Eco Blue - Width: 1,65/2,00 m	17201E			
• Rome Mosaic - Width: 1,65/2,00 m	17203E			
• Water Pattern - Width: 1,65/2,00 m	17208			
• Turquoise Mosaic Width: 1,65/2,00 m	17210			
• Sand Beige Width: 1,65/2,00 m	17209			
• Gray Mosaic Width: 1,65/2,00 m	17216			



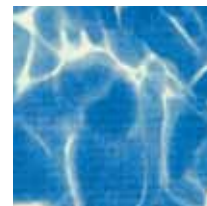
Eco Blue



Square Mosaic



Rome Mosaic



Water Pattern



Turquoise Mosaic



Sand Beige



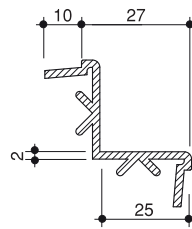


Gray Mosaic

PS: Colour of above pictures may differ from original products.

PVC Membrane Pool Coating

PVC laminated Stainless sheet. PVC laminated Stainless sheet with dimensions of 2 x 1 m. Used as a detection strip in PVC membrane covered pools.

Description	Code	Pieces/box	Weight Kg	Volume m ³
• Blue - price per piece	17214	1		
• PVC special conduit side profile (m)	03752			



Overflow Detailed

Liquid PVC - 1 l.

Description	Code	Pieces/box	Weight Kg	Volume m ³
• Light blue 8272	17212	1		
• Blue 8273	17213	1		





Quality Policy

GEMAS
Genel Muhendislik Mekanik Sanayi ve Ticaret A.S.
targets to be a universally well known
company in its sector.
In order to achieve that

Gemas embraces:

- Constant increase in customer satisfaction.
- Continuous development in production technology and efficiency.
- Continuous progress in all activities as the main principles of the company.

Genel Manager
İbrahim ÜSTÜNES

Date of Issue: 30.03.2005



Safe Swimming Pleasure !

All over your pool; from construction materials to installation, from lighting to filtration, from disinfection to heating, from cleaning to massage equipment - shortly, we are in your pool, outside, and in the engine room ! You can trust us.

- ▶ Polyester Laminated/Bobbin Wound and Plastic Body Sand Filters
- ▶ Self-priming Pool Pumps
- ▶ Multiport valves
- ▶ PVC Fittings
- ▶ Skimmers
- ▶ Underwater Lights
- ▶ Transformers
- ▶ Pool Ladders
- ▶ Diving Boards
- ▶ Automatic Disinfection Systems
- ▶ Salt-Water Chlorinators
- ▶ Return Inlets
- ▶ Main Drains
- ▶ Overflow Gratings
- ▶ Automatic Pool Cleaners and Accessories
- ▶ Olympic Pool Accessories
- ▶ Plastic Valves and Fittings
- ▶ Pool Chemicals
- ▶ Heaters
- ▶ Fountain Nozzles
- ▶ Stropool Fast Pool Systems.



GEMPAŞ PAZARLAMA LOJİSTİK TİCARET ANONİM ŞİRKETİ

Headquarters: İTOB OSB Mah. İTOB Atatürk Cad. No:33 35477, Menderes/İzmir-TÜRKİYE

Tel:+90 232 799 0215 pbx Fax:+90 232 799 0245 E-mail:info@gemas.com.tr

Istanbul Branch Office: Ayazağa Mah. Çakırlar Sk. No:19 34396, Sarıyer/İstanbul-TÜRKİYE

Tel:+90 212 360 0693 - 360 0753 - 321 9332 - 294 7894 Fax:+90 212 321 9583

Antalya Branch Office: Varsak Karşıyaka Mah. Süleyman Demirel Bul. No:220 B1 Apt. No:91 Kepez/Antalya-TÜRKİYE

Tel:+90 242 229 6691 - 92 Fax:+90 242 229 6693

Bodrum Branch Office: İslamhaneleri Mah. Cumhuriyet Bulvarı No:4/A No:6 Bodrum/Muğla-TÜRKİYE

Tel:+90 252 358 6574 pbx Fax:+90 252 358 6576



gemas.com.tr



GENERAL TERMS OF TRADING

Art.1. Price

Quoted prices are exclusive of VAT and of delivery. If delivery is to be organized by GEMAS, the Customer is liable to pay delivery charges to GEMAS.

Art. 2. Specifications

In order to improve the quality of our products, GEMAS shall not be under a liability in respect of specifications, illustrations or other matter in relation to goods contained in any material such as brochures, price list or trade publications, descriptive or advertising matter or delivery notes other than in respect of specifications expressly set out in GEMAS' acknowledgment order.

Art. 3. Orders

No liability shall be attached to GEMAS, its agent or employees in respect of any representation or statement made, whether before or after agreement is reached, unless confirmed in written by GEMAS. In case of cancellation of a special order, we reserve the right to invoice all the items included in the manufacturing of this product or order.

Art. 4 Payment

Subject to any special terms agreed in writing between GEMAS and the Customer, for the first order payment for the goods shall be made in cash net with order, and delivery shall not be made until payment has been received in full set by GEMAS. In the event of default in payment by the due date, GEMAS reserves the right to charge interest on all amounts overdue at the rate of 1% calculated on a monthly basis (a part of a month being treated as a full month for this purpose) until payment in full is made and to suspend delivery or terminate the contract in respect of any of the goods or services delivered to the Customer. If GEMAS takes any legal action against a customer for a non-payment, the Customer will have to pay 20% fees of the total due amount. The Customer accepts that the liabilities of GEMAS caused by the guarantee conditions cannot be an excuse for the Customer's delay in payment.

Art. 5. Delivery

Our goods are sold ex-works Izmir - Turkey. GEMAS may organize the carriage of the goods to the Customer if it is specified so in the order acknowledgement. Notification of short deliveries or loss or damage to goods in transit must be made in writing to the transport company within three working days of the date when the goods have or should have been delivered. GEMAS shall bear no liability therefore unless such notification is made by the Customer and confirmed by GEMAS. Any date or time given by GEMAS to the Customer for the delivery of the goods is an estimate only. While GEMAS will always endeavor to meet dates or times given or specified by either party, no such dates or times shall be binding on GEMAS or form part of the contract. GEMAS will not accept any order cancellation, nor penalties in case of a late delivery. The Customer will bear the cost of any urgent courier dispatch.

Art. 6. Goods return

No goods shall be returned without our previous acceptance within 8 days. The Customer will bear the transport costs. If the return is accepted the Customer shall pay 15% of the invoiced value.

Art. 7. Guarantee

GEMAS warrants the goods to be of satisfactory quality from the dispatch date and takes effects after full payment of the goods. The guarantee expires once the goods have been modified out of factory. The guarantee is limited to the replacement or repair of the parts which have been proved defective, therefore no labor, no travelling expenses, no transport, no damage nor whatsoever compensation may be claimed to GEMAS. The guarantee applies only if the installation complies with professional standards. Guarantee liability of GEMAS is only to the Customer, and does not include the third parties, such as the customers of the Customer.

Art. 8. Title to the goods

Notwithstanding delivery and the passing of risk in the goods, or any other provision of these conditions, title in the goods remains vested in GEMAS and shall only pass from GEMAS to the Customer upon full payment being made by the Customer of all sums due, on whatever account or grounds to GEMAS. In the event of goods being sold by the Customer in such a manner as to pass to a third party a valid title to the goods, whilst any such sums are due to GEMAS, GEMAS' right under this condition shall attach to such part of the proceeds of sales as is equivalent to the sums due to GEMAS and the Customer shall place the relevant part of the proceeds of sale in a separate account. Until such time as title to the goods passes to the Customer, the Customer shall hold the goods as GEMAS' fiduciary agent and bailee, and shall keep the goods separate from those of the Customer and the third parties and properly stored, protected and insured and identified as GEMAS' property. Until that the time the Customer shall be entitled to resell or use the goods in the ordinary course of its business, but shall account to GEMAS for proceeds of sale or otherwise of the goods whether tangible or intangible, including insurance proceeds, and shall keep all such proceeds separate from any money or property of the Customer and third parties and this case of tangible proceeds properly stored, protected and insured. Until such time as title to the goods passes to the Customer (and provided goods are still in existence and have not been resold) GEMAS shall be entitled at any time to require the Customer to deliver up the goods to GEMAS and if the Customer fails to do so forthwith, to enter upon any premises of the Customer or any third parties where the goods are stored and repossess the goods.

Art. 9. Claims

The application of these provisions is exclusively governed by the Turkish laws. In case of any dispute arising from the execution of an order in all or part of its modalities or regarding the interpretation of these general terms, the only competent shall be the Turkish courts, even in the case of a plurality of defendants, appeals to guarantee or indivisible or connected requests.

BANK ACCOUNT

• HALKBANK IBAN No:

TR29 0001 2009 7290 0058 0001 94 (€)

TR21 0001 2009 7290 0053 0001 82 (\$)

SWIFT CODE: TRHBTR2AXXX

• GARANTI BANK IBAN No:

TR73 0006 2000 4480 0009 0719 05 (€)

TR03 0006 2000 4480 0009 0719 04 (\$)

SWIFT CODE: TGBATRISXXX